

SEPTEMBER 1979 Volume 4, Number 9 \$2.00 in USA/\$2.40 in Canada

BYTE[®]

the small systems journal
A MCGRAW-HILL PUBLICATION



HOMEBREWING



SYSTEMS - SOLUTIONS

If you have a problem that can be solved by a computer—we have a systems solution.

- Two central processors with maximum RAM capacities of 56K and 384 K bytes
- Three types of disk drives with capacities of 175K, 1.2M and 16M bytes
- Two dot matrix printers with 80 and 132 line capacity
- A Selectric typewriter interface and a daisy wheel printer

Match these to your exact need, add one or more of our intelligent terminals and put together a system from one source with guaranteed compatibility in both software and hardware.

Southwest Technical Products systems give you unmatched power, speed and versatility. They are packaged in custom designed woodgrain finished cabinets. Factory service and support on the entire system and local service is available in many cities.



SOUTHWEST TECHNICAL PRODUCTS CORPORATION
219 W. RHAPSODY
SAN ANTONIO, TEXAS 78216

(512) 344-0241

Circle 356 on inquiry card.



Low-cost hard disk computers are here

11 megabytes of hard disk and 64 kilobytes of fast RAM in a Z80A computer for under \$10K. Two floppy drives, too. Naturally, it's from Cromemco.

It's a reality. In Cromemco's new Model Z-2H you get all of the above and even more. With Cromemco you get it all.

In this new Model Z-2H you get not only a large-storage Winchester hard disk drive but also two floppy disk drives. In the hard disk drive you get unprecedented storage capacity at this price—11 megabytes unformatted.

You get speed—both in the 4 MHz Z80A microprocessor and in the fast 64K RAM which has a chip access time of only 150 nanoseconds. You get speed in the computer minimum instruction execution time of 1 microsecond. You get speed in the hard disk transfer rate of 5.6 megabits/sec.

EXPANDABILITY

You get expandability, too. The high-speed RAM can be expanded to 512 kilobytes if you wish.

And the computer has a full 12-slot card cage you can use for additional RAM and interface cards.

BROADEST SOFTWARE SUPPORT

With the Z-2H you also get the broadest software support in the


microcomputer field. Software Cromemco is known for. Software like this:

- **Extended BASIC**
- **FORTRAN IV**
- **RATFOR (RATional FORtran)**
- **COBOL**
- **Z80 Macro Assembler**
- **Word Processing System**
- **Data Base Management**

with more coming all the time.

SMALL, RUGGED, RELIABLE

With all its features the new Z-2H, including its hard disk drive, is still housed in just one small cabinet.



Hard disk drive at lower left can be interchanged just by sliding out and disconnecting plug. Seven free card slots are available. Z-2H includes printer interface card.

Included in that cabinet, too, is Cromemco ruggedness and reliability. Cromemco is time-proved. Our equipment is a survey winner for reliability. Of course, there's Cromemco's all-metal cabinet. Rugged, solid. And, there's the heavy-duty power supply (30A @ 8V, 15A @ +18 V, and 15A @ -18V) for circuitry you'll sooner or later want to plug into those free card slots.

CALL NOW

With its high performance and low price you KNOW this new Z-2H is going to be a smash. Look into it right now. Contact your Cromemco computer store and get our sales literature. Find out when you can see it. Many dealers will be showing the Z-2H soon—and you'll want to be there when they do.


PRESENT CROMEMCO USERS

We've kept you in mind, too. Ask about the new Model HDD Disk Drive which can combine with your present Cromemco computer to give you up to 22 megabytes of disk storage.



Cromemco
i n c o r p o r a t e d

280 BERNARDO AVE., MOUNTAIN VIEW, CA 94040 • (415) 964-7400
Tomorrow's computers now



The single card computer with the features that help you in real life

COMPLETE COMPUTER

In this advanced card you get a professional quality computer that meets today's engineering needs. And it's one that's complete. It lets you be up and running fast. All you need is a power supply and your ROM software.

The computer itself is super. Fast 4 MHz operation. Capacity for 8K bytes of ROM (uses 2716 PROMs which **can be programmed by our new 32K BYTESAVER®** PROM card). There's also 1K of on-board static RAM. Further, you get straightforward interfacing through an RS-232 serial interface with ultra-fast speed of up to 76,800 baud — software programmable.

Other features include 24 bits of bi-directional parallel I/O and five on-board programmable timers.


Add to that vectored interrupts.

ENORMOUS EXPANDABILITY

Besides all these features the Cromemco single card computer gives you enormous expandability if you ever need it. And it's easy to expand. First, you can expand with the new Cromemco 32K BYTESAVER PROM card mentioned above. Then there's Cromemco's broad line of S100-bus-compatible memory and I/O interface cards. Cards with features such as relay interface, analog interface, graphics interface, opto-isolator input, and A/D and D/A conversion. RAM and ROM cards, too.



Card Cage



32K BYTESAVER PROM card

EASY TO USE

Another convenience that makes the Model SCC computer easy to use is our Z-80 monitor and 3K Control BASIC (in two ROMs). With this optional software you're ready to go. The monitor gives you 12 commands. The BASIC, with 36 commands/functions, will directly access I/O ports and memory locations — and call machine language subroutines.

Finally, to simplify things to the ultimate, we even have convenient card cages. Rugged card cages. They hold cards firmly. No jiggling out of sockets.

AVAILABLE NOW/LOW PRICE

The Cromemco Model SCC is available now at a low price of only \$450 factory assembled (\$395 kit).

So act today. Get this high-capability computer working for you right away.



Cromemco
i n c o r p o r a t e d

Specialists in computers and peripherals

280 BERNARDO AVE., MOUNTAIN VIEW, CA 94040 • (415) 964-7400

Foreground

- 10** JOYSTICK INTERFACES *by Steve Ciarcia*
An interface for every purpose
- 20** INTRODUCTION TO MULTIPROGRAMMING *by Mark Dahmke*
Some basic concepts
- 34** INTERFACE A CHESSBOARD TO YOUR KIM-1 *by Jeff Teeters*
Play chess with a computer as easily as with a human opponent
- 70** A LOW-SPEED ANALOG-TO-DIGITAL CONVERTER *by Richard C Hallgren*
Perform real-time data analysis
- 96** THE NATURE OF ROBOTS, Part 4 *by William T Powers*
A simple, human experiment
- 118** INEXPENSIVE, OPTICAL PAPER-TAPE READER *by Brian A Harron*
A manual paper-tape reader with no moving parts
- 130** A MODEL OF THE BRAIN FOR ROBOT CONTROL, Part 4 *by James Albus*
Decision-making procedures



page 6



page 10

Background

- 62** SOME MUSINGS ON HARDWARE DESIGN *by Clayton Ellis*
Simple design techniques
- 84** SOLDERING TECHNIQUES *by William Trimmer*
A picture essay
- 160** HANDY PULSER *by Bob Chrisp*
A simple, circuit-debugging tool
- 182** THE AMSAT-GOLEM-80 *by Joe Kasser*
A modular and inexpensive S-100 computer system
- 196** ADD SOME CONTROL TO YOUR COMPUTER *by Ken Barbier*
Let your computer influence the outside world



page 34

Nucleus

Editorial: The Rationale of
Yet Another Homebrew System 6
Programming Quizzes 58,126
Unclassified Ads 61
BYTE's Bits 80
Technical Forum 82
Clubs and Newsletters 92
BYTE News 115

Book Reviews 122,152
Letters 150
Languages Forum 164
Event Queue 176
What's New? 214
Reader Service 256
BOMB 256

Cover Art: Fantasy on Homebrewing *by Robert Tinney.*



BYTE is published monthly by BYTE Publications Inc, 70 Main St, Peterborough NH 03458, a wholly-owned subsidiary of McGraw-Hill, Inc. Address all mail except subscriptions to above address: phone (603) 924-7217. Address subscriptions, change of address, USPS Form 3579, and fulfillment questions to BYTE Subscriptions, PO Box 590, Martinsville NJ 08836. Second class postage paid at Peterborough NH 03458 and at additional mailing offices—USPS Publication No. 102410 (ISSN 0360-5280). Subscriptions are \$18 for one year, \$32 for two years, and \$46 for three years in the USA and its possessions. In Canada and Mexico, \$20 for one year, \$36 for two years, \$52 for three years. \$32 for one year air delivery to Europe. \$32 surface delivery elsewhere. Air delivery to selected areas at additional rates upon request. Single copy price is \$2 in the USA and its possessions, \$2.40 in Canada and Mexico, \$3.50 in Europe, and \$4 elsewhere. Foreign subscriptions and sales should be remitted in United States funds drawn on a US bank. Printed in United States of America.

Address all editorial correspondence to the editor at the above address. Unacceptable manuscripts will be returned if accompanied by sufficient first class postage. Not responsible for lost manuscripts or photos. Opinions expressed by the authors are not necessarily those of BYTE. Entire contents copyright © 1979 by BYTE Publications Inc. All rights reserved.

BYTE® is available in microform from University Microfilms International, 300 N Zeeb Rd, Dept PR, Ann Arbor MI 48106 USA or 18 Bedford Row, Dept PR, London WC1R 4EJ ENGLAND.

Subscription WATS Line: (800) 258-5485

Office hours: Mon-Thur 8:30 AM - 4:30 PM
Friday 8:30 AM - Noon

In This BYTE



About the Cover

On this issue's cover, Robert Tinney has created a "fantasy on homebrewing." In the middle of a sylvan glade, we see the form of a computer being sculpted by some homebrewer. A couple of humanoid forest denizens look on with wonder, perhaps hoping to get a glimpse of our homebrewer on his return to the workplace.

Building a joystick interface for your computer system adds a new physical input dimension. There are as many different ways to interface a joystick as there are applications. Steve Ciarcia discusses several widely varying ways to design **Joystick Interfaces**.

Page 10

The idea of having a microcomputer work in a multiprogramming environment is becoming a reality. Already there are several multiprogramming systems on the market. Mark Dahmke provides an **Introduction to Multiprogramming** so we can understand how these systems operate.

Page 20

If you enjoy playing chess against your computer, but dislike typing in the moves in abstract notation, you will be interested in a method of allowing the computer to detect moves made on a real chessboard. Jeff Teeters devised such a method and now tells us how he did it in **Interface a Chessboard to Your KIM-1**.

Page 34

Some Musings On Hardware Design by Clayton Ellis provides readers with background information on picking integrated circuits and using them in homebrew work.

Page 62

Although there are many applications where a high-speed analog-to-digital converter is necessary, many conversion applications can make do with a slower conversion. Richard C Hallgren has built **A Low-Speed Analog-to-Digital Converter** for the Apple II which he uses as a real-time data analyzer.

Page 70

When constructing electronic equipment, it is imperative that good **Soldering Techniques** are developed. William Trimmer presents a photo essay of good soldering practices and several examples of unwanted techniques.

Page 84

William T Powers brings his discussion of **The Nature of Robots** to a close by applying the previously-discussed techniques and theories in a simple experiment with a human subject.

Page 96

The search for the inexpensive paper-tape reader continues as Brian

A Harron describes an **Inexpensive, Optical Paper-Tape Reader**.

Page 118

James Albus considers the mechanisms of choice in his closing article about **A Model of the Brain for Robot Control**.

Page 130

A Handy Pulser can prove to be very useful when testing a digital circuit. Bob Chrisp shares with us his version of a useful pulse generator.

Page 160

In **The AMSAT-GOLEM-80**, Joe Kasser shows how your computer club (or any other group of experimenters) can economically build an S-100 microcomputer. The system is modular and expandable.

Page 182

Performing simple control functions with your computer can be easy. Ken Barbier describes how to **Add Some Control to Your Computer**.

Page 196

Publishers

Virginia Londoner
Gordon R Williamson
Associate Publisher
John E Hayes
Assistant
Jill E Callihan

Editorial Director
Carl T Helmers Jr
Executive Editor
Christopher P Morgan
Editor in Chief
Raymond G A Cote
Senior Editor
Blaise W Lifflick
Editor

Richard S Shuford
Assistant Editors
Kent Richard
Bob Braisted
Editorial Assistants
Gale Britton
Faith Ferry
New Products Editor
Clubs, Newsletters
Laura A Hanson
Drafting
Jon Swanson

Production Director

Nancy Estle
Production Editors
David William Hayward
Ann Graves
Faith Hanson
Warren Williamson
Robin M Moss
Anthony J Lockwood
Art Director
Ellen Bingham
Production Art
Wai Chiu Li
Christine Dixon
Holly Carmen LaBossiere
Deborah Porter

Typographers
Cheryl A Hurd
Debe L Wheeler
Sherry McCarthy
Kathy Becker
Photostat Technician
Tully Londner

Advertising Director

Patricia E Burgess
Assistants
Ruth M Walsh
Marion Gagnon
Janet Ames
Eileen Kindl
Adv/Prod Coordinator
Thomas Harvey
Advertising Billing
Noreen Bardsley
Don Bardsley

Circulation Manager

Gregory Spitzfaden
Assistants
Pamela R Heaslip
Agnes E Perry
Melanie Bertoni
Barbara Ellis
Dealer Sales
Ginnie F Boudrieau
Anne M Baldwin
Receptionist
Jacqueline Earnshaw

National Advertising Sales Representatives:

Hajar Associates Inc
East
280 Hillside Av
Needham Heights MA 02194
(617) 444-3946
521 Fifth Av
New York NY 10017
(212) 682-5844
Midwest
664 N Michigan Av
Suite 1010
Chicago IL 60611
(312) 337-8008
West, Southwest
1000 Elwell Ct
Suite 227
Palo Alto CA 94303
(415) 964-0706/(714) 540-3554

Traffic Department

Mark Sandagata
Thomas Yanni
Comptroller
Kevin Maguire
Assistant
Mary E Fluhr

Officers of McGraw-Hill Publications Company: Gordon L. Jones, President; Group Vice Presidents: Daniel A. McMillan, James E. Boddorf; Senior Vice Presidents: Russell F. Anderson; Ralph R. Schulz, Editorial; Vice Presidents: James E. Hackett, Controller; Thomas H. King, Manufacturing; Robert L. Leyburn, Circulation; John W. Patten, Sales; Edward E. Schirmer, International.

Officers of the Corporation: Harold W. McGraw Jr., President, Chief Executive Officer and Chairman of the Board; Robert F. Landes, Senior Vice President and Secretary; Ralph J. Webb, Treasurer.

Wordsmith

Defining the New Generation in Word Processing

“

I've seen Lanier, Vydec,
Xerox, Olivetti, and Wang.
I've chosen WORDSMITH
from MICRO DIVERSIONS.

”



Congressman Charlie Rose
Chairman, Policy Group
on Information and
Computers

THE
wordsmithTM
TEXT EDITOR



Yes, I'd like to learn more about Wordsmith.TM Send me your information packet.

Name _____

Company _____

Address _____

City _____ State _____ Zip _____

Micro Diversions, Inc.
8455-D Tyco Road,
Vienna, Virginia 22180
(703) 827-0888

**Look for
Shugart drives
in personal
computer systems
made by these
companies.**

Altos Computer Systems
2378-B Walsh Avenue
Santa Clara, CA 95050

Apple Computer
10260 Bandlely Dr.
Cupertino, CA 95014

Digital Microsystems Inc.
(Formerly Digital Systems)
4448 Piedmont Ave.
Oakland, CA 94611

Imsai Mfg. Corporation
14860 Wicks Blvd.
San Leandro, CA 94577

Industrial Micro Systems
633 West Katella, Suite L
Orange, CA 92667

North Star Computer
2547 9th Street
Berkeley, CA 94710

Percom Data
318 Barnes
Garland, TX 75042

Polymorphic Systems
460 Ward Dr.
Santa Barbara, CA 93111

Problem Solver Systems
20834 Lassen Street
Chatsworth, CA 91311

Processor Applications Limited
2801 E. Valley View Avenue
West Covina, CA 91792

SD Sales
3401 W. Kingsley
Garland, TX 75040

Smoke Signal Broadcasting
6304 Yucca
Hollywood, CA 90028

Technico Inc.
9130 Red Branch Road
Columbia, MD 21045

Texas Electronic Instruments
5636 Etheridge
Houston, TX 77087

Thinker Toys
1201 10th Street
Berkeley, CA 94710

Vista Computer Company
2807 Oregon Court
Torrance, CA 90503

Editorial

The Rationale of Yet Another Homebrew System

by Carl Helmers

In this issue of BYTE, we are placing a special emphasis on the homebrewing of computers: the craft of assembling the hardware and software of a system from standard components in nonstandard ways. This month's editorial provides a continuation of notes begun in July on the design and assembly of my new homebrew 6809 system. In this editorial, we complete the final details of the physical layout and power supplies of the system, as well as the overall design of the system. We shall also begin a discussion of the actual processor card. Future installments in this series on homebrew, general purpose, computer hardware will record details of the system beyond this article's goal of defining a backplane bus structure.

As noted earlier ("Editorial," June 1979 BYTE, page 6), the intent of this exercise is to develop a specialized controller node for a loosely coupled system of processors involved with musical applications. The multiple processors initially contemplated were a Pascal-oriented, large personal computer and an ALF products model AD-8 music synthesizer with its 6502 used for house-keeping. In addition to this coordinating task, the 6809 would provide a central point for the connection of keyboards, displays and other hardware required by musical applications.

But ideas change and evolve. Since the 1st installments were written, plans have become slightly more grandiose with my recent acquisition of a New England Digital "Synclavier" music synthesizer and its associated Able/60 minicomputer. Located in Norwich VT, New England Digital is a combined spin-off of the music and electrical engineering departments of Dartmouth College across the Connecticut river in NH. The computer for the music synthesizer employs the XPL language as its high-level user interaction. The New England Digital version of XPL is augmented by a floating-point data type. With the exception of an adaptation of UCSD Pascal, which is expected to be available soon, all systems software is written in XPL, including what is described as a 3-pass optimizing XPL compiler.

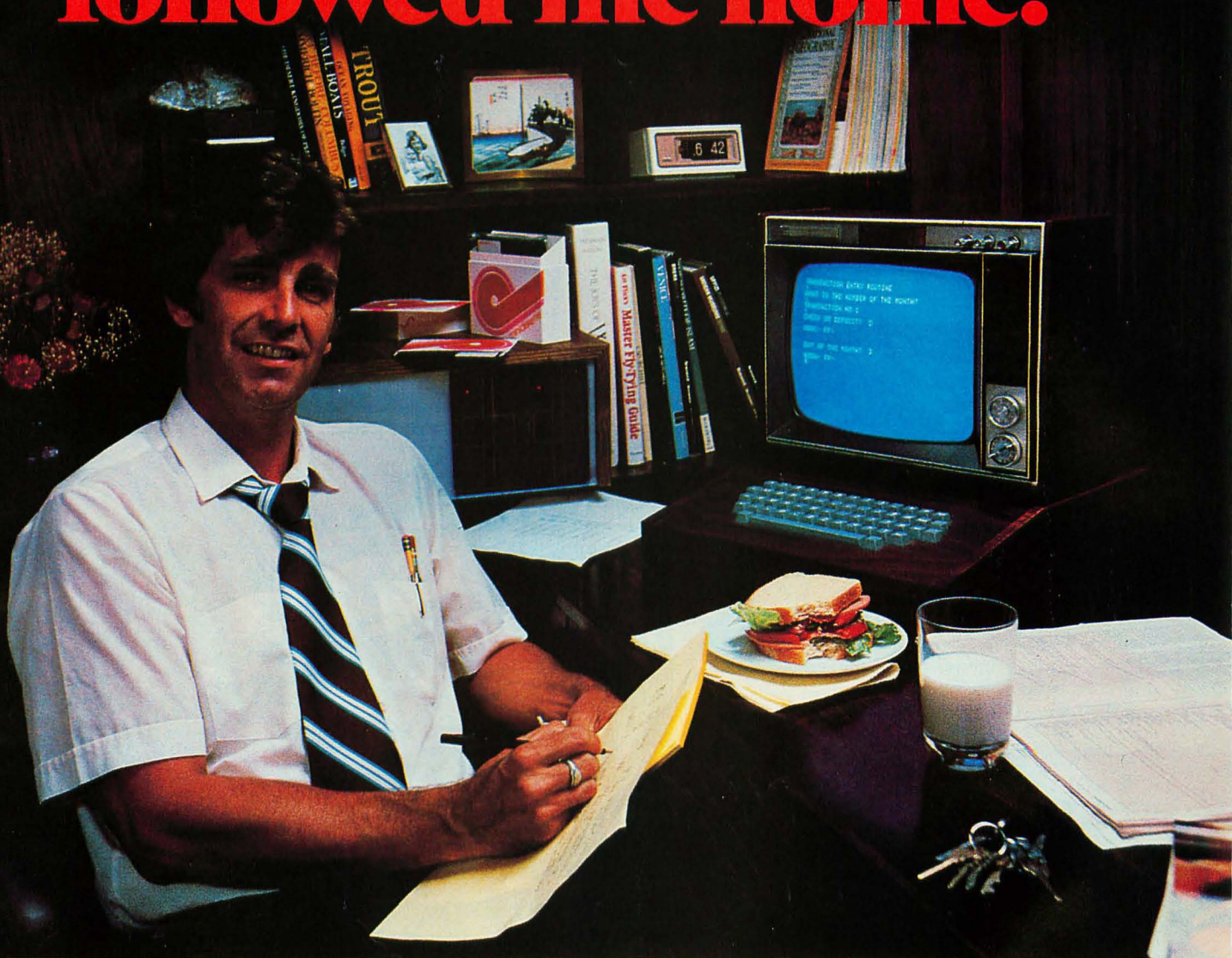
[XPL is the language described in the book *A Compiler Generator*, by McKeeman, Wortman, et al, published circa 1968. The commonly used microcomputer language PL/M, 1st designed and implemented by Gary Kildall, is very similar to XPL in syntax and semantics. XPL is a simple subset of PL/I, with data types restricted to character and integer forms.]

At this point, I now have a need for multiple processor communications beyond the level of 1 large machine (a Western Digital P-engine) driving a smart peripheral through a serial communications link. The smart peripheral will still handle specialized details like the parallel interface to the older synthesizer and the eventual interface to an electronically controlled player piano.

See photo notes on pages 8 and 9, text continued on page 202

 **Shugart**

"My Shugart followed me home."



"After working all day with the computer at work, it's a kick to get down to Basic at home. And one thing that makes it more fun is my Shugart minifloppy™. We use Shugart drives at work, so when I bought my own system I made sure it had a minifloppy drive.

"Why? Shugart invented the minifloppy. The guys who designed our system at work tell me that Shugart is the leader in floppy design and has more drives in use than any other manufacturer. If Shugart drives are reliable enough for hard-working business computers, they've got to be a good value for my home system.

"When I'm working on my programs late at night, I can't wait for cassette storage. My minifloppy gives me fast random access and data

transfer. The little minidiskettes™ store plenty of data and file easily too.

"I made the right decision when I bought a system with the minifloppy. When you lay out your own hard-earned cash, you want reliability and performance. Do what I did. Get a system with the minifloppy."

If it isn't Shugart, it isn't minifloppy.

 **Shugart**

435 Oakmead Parkway, Sunnyvale, California 94086

See opposite page for list of manufacturers featuring Shugart's minifloppy in their systems.

™ minifloppy is a registered trademark of Shugart Associates

Hardware Basis...

These photographs depict some further details of the physical hardware of the new homebrew 6809 computer system. As noted earlier, Vector Electronic Co components were used for the assembly of a backplane. Photographs 1 through 5 show various aspects of the new design's packaging.

Photo 1: The new computer system's final physical mounting basis is a mahogany box with guide blocks for the backplane assembly. Power supplies are located underneath the box. Power for the computer and accessories will be controlled by the standard, household wall switch mounted on the side of the box. Power connections to the backplane power buses will pass through a hole underneath the backplane in this photo. The hole provides an exit path for the flow of hot air from the power supplies.


Individual boards of the system plug into the backplane from the top as shown here. The backplane assembly slides into the grooves of the 2 guide blocks. These blocks are bolted to the top of the box using $\frac{1}{4}$ -20 machine-screws and threaded inserts. The grooves for the backplane board were cut $\frac{1}{16}$ th of an inch wide with a router and edge guide. The woodshop tools required to fabricate this case included a table saw, electric hand drill, drill press, router, belt sander, sabre saw, and the usual collection of hand tools.

Photo 2: The power supply modules are attached to 2 wooden brackets which are screwed into the main box by means of $\frac{1}{4}$ -20 machine-screw threaded inserts. The power supply modules are mounted on the brackets using #8-32 threaded inserts. Ordinary brass finish door stops serve as legs to keep the assembly off the table top, thus allowing natural convection to cool the power supply modules.

No attempt is made to calculate heating factors. The inverted cup shape of the box seems like an excellent trap for heat, however, the large hole beneath the backplane assembly at the top of the box provides a relatively low-impedance outlet for the heated air from below. If the temperatures observed under load are excessive, then a fix will be necessary. In a commercial or industrial engineering situation where production of a product is contemplated, this "patch up after problems" strategy is not the recommended practice due to the possibilities of costly errors, but for one of a kind products in a noncommercial and highly experimental context, it is certainly acceptable and can economize on time.

Photo 3: (a) Brass machine-screw inserts to provide metal to wood fastening in the


(1)



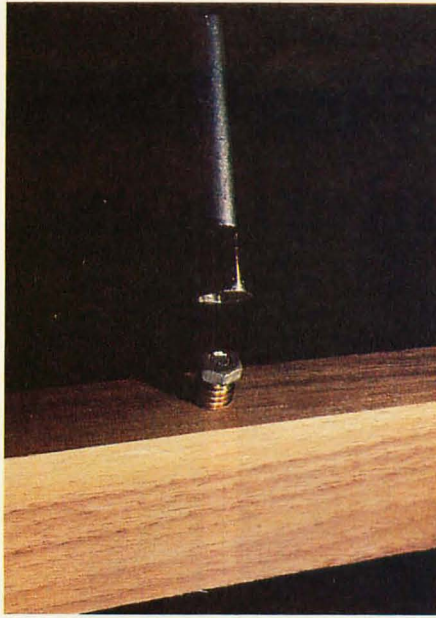
(2)




(3a)




(3b)



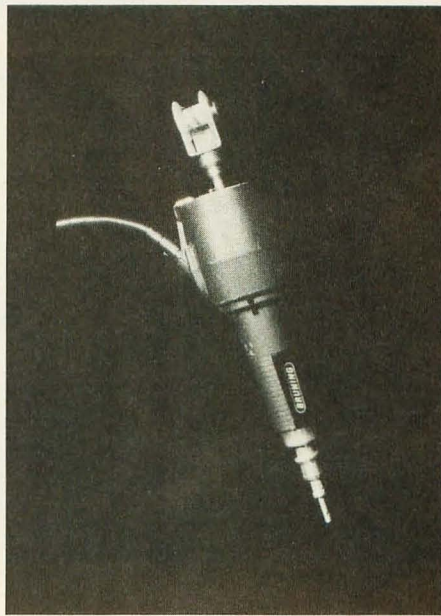
(5a)



(4)



(5b)



assembly of the computer housing. These particular parts were purchased from the Brookstone Co Peterborough NH.

(b) When inserting the machine-screw fasteners into hardwood, better results were obtained when the hole drilled in the wood was 1/64th of an inch larger than the recommended size in the instructions. A short section of the machine-screw to be used, together with a hex nut, provide a tool for driving the insert as shown in this picture. When using the #8-32 inserts in hardwood, a slightly larger hole than suggested in the instructions is a necessity. Unless the extra clearance is given, the torque on the #8-32 bolt used in driving the insert will cause the insert to twist apart after 1 or 2 uses.

Photo 4: The backplane is the first and the most tiresome wiring involved with

assembly of a small computer. Its definition is provided by the simple instructions:

FOR each free socket, pin BY NUMBER
OF each socket,
CONNECT that pin to the same pin
of the next socket in the backplane!

The backplane assembly was described in the notes of the July 1979 BYTE, page 194. This photo shows the finished backplane after all wiring and installation of bypass capacitors has been completed.

Photo 5: The wiring of the backplane, as well as the rest of this computer, was done with the Vector Electronic Co's "slit-N-wrap" technique. An electric eraser was used to motorize the connections, with an adapter custom-made on a small lathe. It is

recommended that motorized wiring be employed with the "slit-N-wrap" technique. In previous experimental electronics built with this technique, reliability problems were encountered with manual termination of the wires to wire-wrap socket posts. Motorized wrapping with this tool provides a uniform and higher force for stripping the insulation off the wire.

At (a) is the adapter: a hollow tube made from 2 junk box spacers, a #10-32 bolt with a hole drilled through it, a brass union between the 2 spacers, and a large brass adapter to which a #10-32 nut is soldered. (This latter kludge is what happens when one makes an adapter on a Sunday afternoon and a #10-32 tap is not available!) At (b) the completed adapter is mounted in the Bruning Electric Eraser in a typical use situation.

Joystick Interfaces

Steve Ciarcia
POB 582
Glastonbury CT 06033




Photo 1: A typical joystick with 4 potentiometers.

The thought that often comes to mind when the word joystick is mentioned to a computer enthusiast is of a spacewar-type game. A photon torpedo is fired from an opponent's starship, and the thruster joystick is deftly moved to reposition the craft out of its path. All of this occurs without having to take your eyes off the screen. Eye/hand coordination is almost "instinctive." With a glance to the upper right of the video screen, the joystick is tilted to the upper-right corner of its 360° range. This moves the spacecraft toward that coordinate. Reverse thrust is accomplished by moving the joystick in the opposite direction, as though you are pulling back on the throttle of a real

craft. Such is the general experience with joysticks. However, the potential use of these devices greatly exceeds that of game playing.

A joystick, for those people who are unfamiliar with one, is shown in photo 1. It is an electromechanical device with resistance outputs proportional to the X,Y displacement of a central ball and lever. Photo 2 illustrates the mechanical connections to the potentiometers.

When the stick is positioned in the center of its axes, the X and Y potentiometers show resistances in the center of their ranges. When the stick is tilted to the upper right, both potentiometers are at their full-resistance limit, while the opposite





Photo 2: Note how moving the stick moves the gimbal arrangement, which in turn changes the settings of the potentiometers.

(lowest resistance) is true when in the lower-left position. The outputs of the 2 potentiometers accurately track, as if on an X,Y coordinate axis, the position of the joystick. It should be noted that while it takes only 2 potentiometers to define 2-dimensional travel, most joysticks are manufactured with 4 potentiometers. This is a remnant of the days when joysticks were connected directly to the 4 deflection-plates of a cathode ray tube (video screen).

It is one thing to *consider* interfacing a joystick to a computer, and quite another to *do* it. A joystick is a mechanical X,Y positioning device. Even with proportional output resistances, an input interface must be designed to convert position from an analog to a digital representation which can be used by the computer. A further consideration is the resolution, or percent, of full-scale travel per bit sensitivity. Is the application so gross that center and full-scale are the only points of interest, as in a

TARBELL VDS-II

Vertical Disk Subsystem



SYSTEM INCLUDES:

- 2 Siemens 8" Disk Drives
- 1 Cabinet with Fan and Power Supply.
- 1 Tarbell Floppy Disk Interface, assembled & tested.
- 1 CP/M Disk Operating System.
- 1 Tarbell BASIC.
- All Cables and Connectors.
- Complete User Documentation.
- Fully factory assembled and tested.

Price \$1888.00

Tarbell
Electronics

950 DOVLEN PLACE • SUITE B • CARSON, CALIFORNIA 90746
(213) 538-4251 • (213) 538-2254

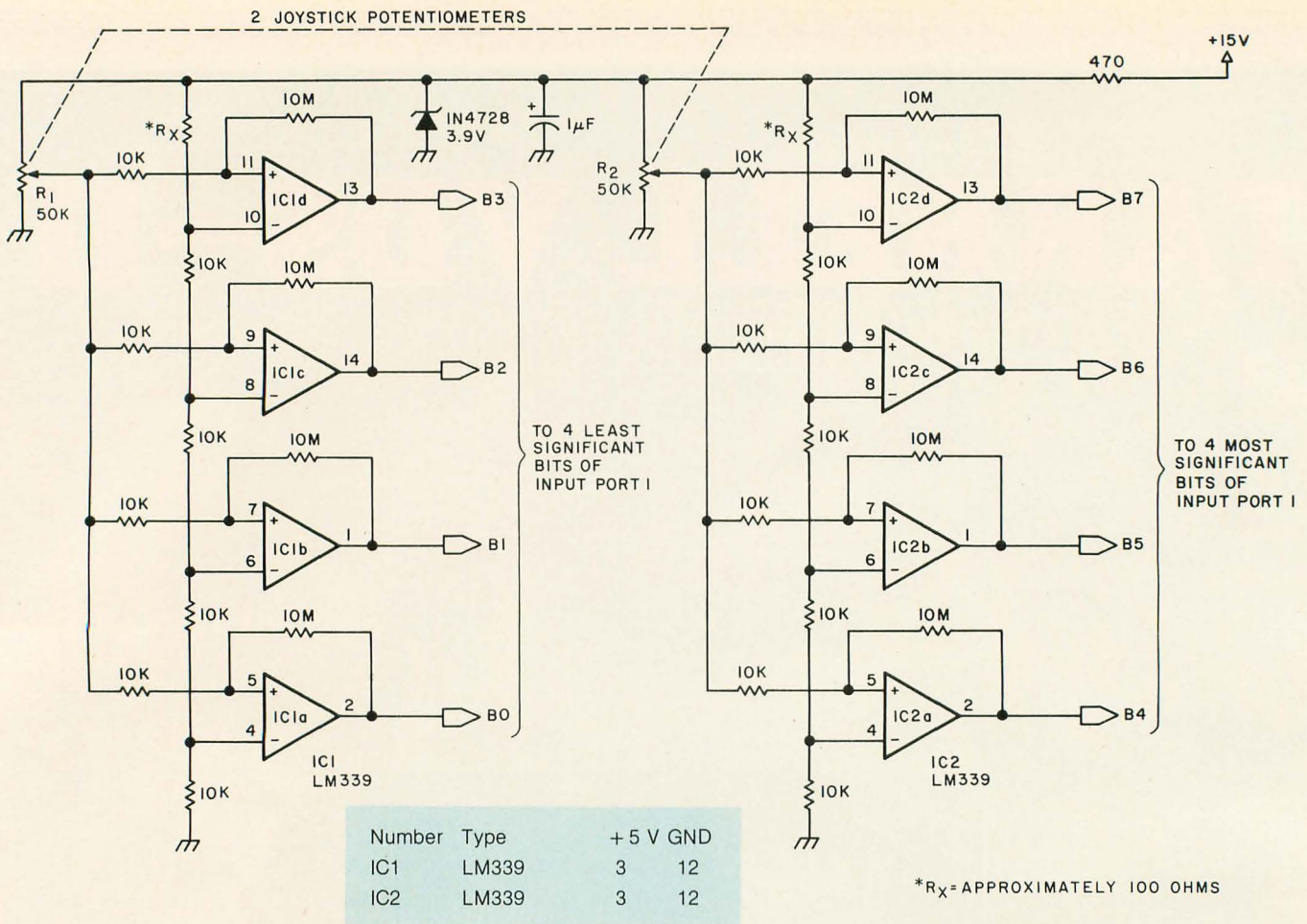


Figure 1: Low-resolution static interface. This interface is for 2-potentiometer joystick. For 4-potentiometer joysticks, build a second circuit like this one, and interface it to another input port. Note that if the comparator does not trigger at full-scale setting, a small resistor may have to be added at R_x (marked with asterisk).

game control, or is the application one which requires fine control, such as a cursor-positioning device in a high-resolution graphics system?

All joystick interfaces are not created equal. There is a trade-off between hardware and software. The lower the resolution, the fewer the parts. The higher the resolution, the greater the electrical complexity or the software interaction with the interface. It is also important to recognize that computer systems which operate *only* in a high-level language like BASIC cannot use an interface design that requires an assembly language subroutine as an integral component. In such instances only a static interface can be used.

Included in this presentation are 4 interface designs which should cover most requirements, as well as demonstrate the considerable differences between them. The 4 types are:

- low-resolution static

- high-resolution fully static hardware
- software-driven pulse-width modulated
- high-resolution analog-to-digital


Low-Resolution Static Interface

First of all, *static* simply means that the interface hardware determines the potentiometer position value and presents it in constant, parallel digital form to the computer. When the interface is attached to any parallel input port, this joystick value can be read with a single INPUT command in BASIC. As far as the computer is concerned, the value is fully static, and the computer reads whatever data is there when the INPUT is executed. The interface hardware has the responsibility of asynchronously updating the digital value as the stick is moved.

Often the joystick is simply used to indicate relative direction and magnitude. In a wheelchair, for instance, full linear control of speed

and direction would require rather expensive drive electronics. Most chairs use simple relay contacts and provide 2 or 3 selectable speeds. A joystick control built for this application would not have to have a resolution of 8 bits, but could, in fact, suffice with 2. Figure 1 shows a low-resolution static output joystick interface suitable for use in this application.

Each potentiometer is connected as a voltage divider between a reference voltage source of 3.9 V and ground. The voltage output of each potentiometer is, in turn, fed to a 2-bit, parallel analog-to-digital converter. This type of converter uses 4 comparators set for 25%, 50%, 75%, and 100% of full scale. If a voltage, when applied, is less than 0.975 V, all comparator outputs will be at 0 V. At 1.0 V, corresponding to the joystick being moved 25% of full scale, the least significant bit (LSB) of the converter will be a logic 1, while the other bits are low. Similarly, at full input all



theirs.



ours.

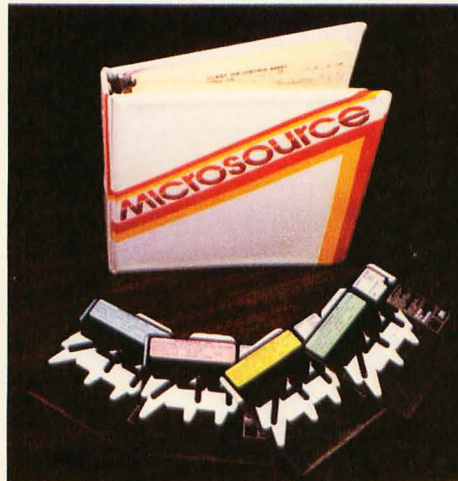
So you didn't think documentation made a difference.

Sure, MicroSource is flexible, powerful, versatile. Sure, it's sophisticated yet simple: the first **user-oriented** software. But you may not be aware of the biggest difference of all. **Documentation.** The most extensive in the industry.

Support makes a difference, too. The support of some of the world's leading microcomputer people. The support of stringent field testing and follow up. The invaluable support of business software experts dedicated to helping you manage information in real-world environments. Not just when you acquire software, but as you implement, as you train, as you **use** Microsource to solve your contemporary business problems.

The MicroSource Difference means dealer support, too: we back every dealer with our experience, our

knowledge, our integrity. Plus, the materials and resources **he** needs to provide the finest in software solutions and data base management.



From AutoScribe™, the versatile word processing package that means business . . . to Bookkeeper™, designed by a CPA to produce efficient *client* writeups. From the powerful LedgerPlus™ financial package to MoneyBelt™, the flexible accounting system, both for small to medium sized businesses . . . or small to medium sized departments of big corporations. TimeKeeper™ — for the professional practice or the corporate service department — bills for time, when time means money. All MicroSource is backed by exhaustive operations manuals, incomparable factory support, and system expandability. It runs on North Star, Vector Graphics, Heath Data Systems, Apple and TRS-80 . . . before long, CP/M, Cromemco, Data General and MicroNOVA. Sample the MicroSource difference.

MICROSOURCE™

Ask your dealer about powerful, user-oriented MicroSource software. Or call the telephone number below for the nearest MicroSource dealer near you.

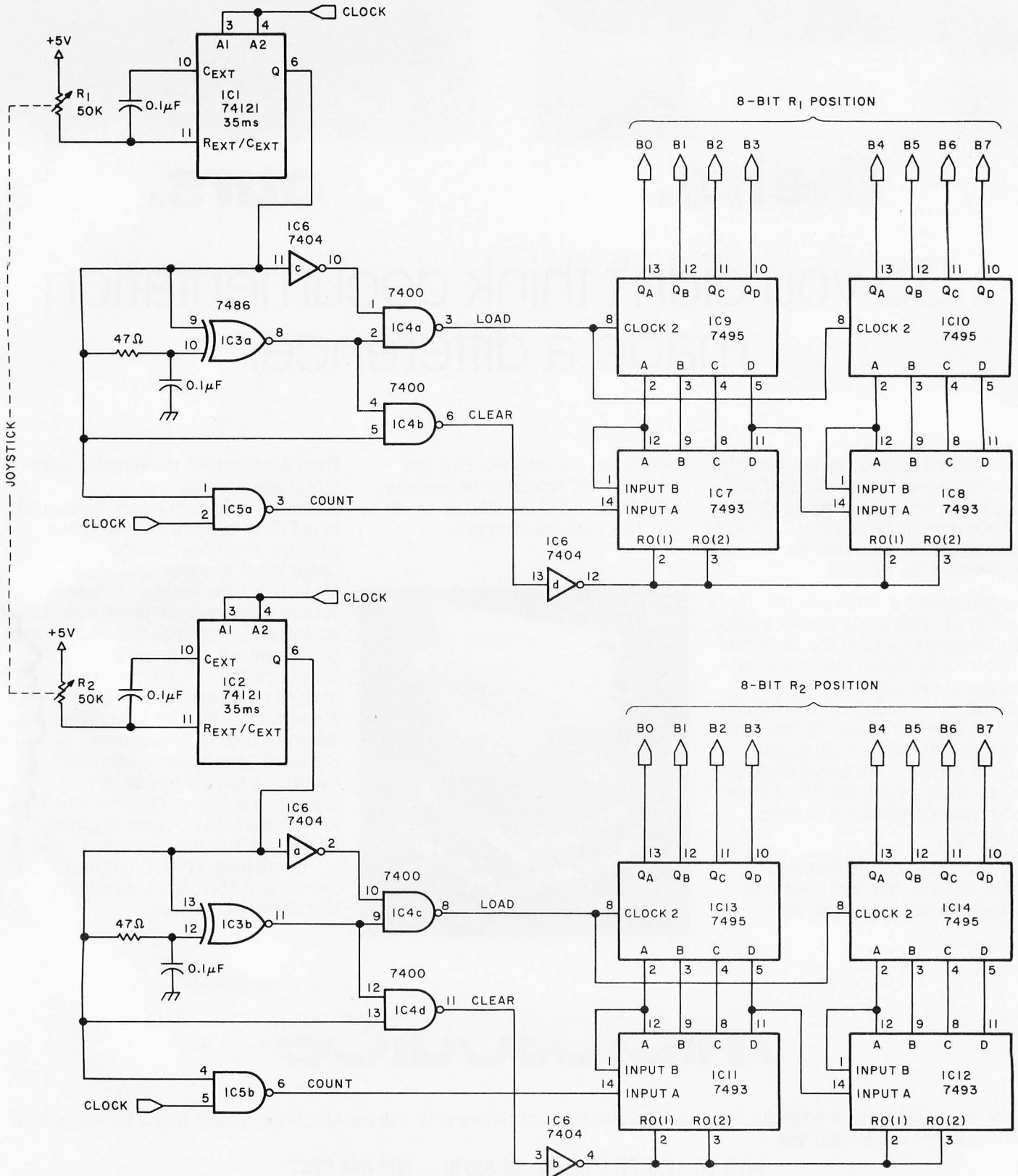
1425 W. 12th Pl. · Tempe, AZ 85281 · 602-894-9247

comparators will be triggered, and bits 0 thru 3 will be logical 1s.

Additional encoding logic can be added to produce a true 2-bit representation from the 4 comparators, but it is just as easy for a computer to interpret it directly. With a

4-bit connection as shown, used in a BASIC program, 25% of full scale would be 1 decimal, 50% of full scale would be 3 decimal, 75% of full scale would be 7 decimal, and full scale would be 15 decimal. It should be easy to trigger any action by a coin-

cidence with these values. The real significance of this method is that the potentiometer position is presented statically to the computer and requires no other interaction. This makes it ideal for direct use with BASIC.



High-Resolution Static Interface

It is quite possible that 2 bits of resolution is not enough for your application, but direct compatibility with a slow, high-level language is still a requirement. Expanding the parallel comparator method will work in theory, but you must realize that a 4-bit analog-to-digital converter uses 15 comparators, and an 8-bit, parallel analog-to-digital converter needs 255 comparators! So much for that method.

Realizing that the output of the joystick is a variable resistance, we can use this to advantage. This resistance can set the *time constant* of a

function which has a pulse width proportional to joystick position. Figure 2 illustrates an interface design which uses this technique.

The 2 joystick potentiometers R1 and R2 control the pulse width of a one-shot (monostable multivibrator). The one-shot has a pulse width of 35 ms when the potentiometer is at 50 k ohm full scale and something less than 100 μ s at 0% of full scale. A 7.5 kHz clock signal asynchronously triggers the one-shots. When the one-shot fires, its duration is proportional to the joystick position and will vary from approximately 0 to 35 ms. Using midscale pulse width of 17 ms as an example, the circuit timing is as in figure 3.

On the leading edge of the one-shot signal, a *clear* pulse is generated through an edge detector configured 7486 device. The clear pulse resets the 2 7493s which form an 8-bit counter. Once cleared, the counters start counting clock pulses for the duration of the one-shot's period. On its trailing edge, a *load* pulse is generated which loads this 8-bit count into an 8-bit storage register. The computer is connected to read this 8-bit value through a parallel input port. Successive clearing and counting operations update the register every 35 ms or so (worst case). The clock rate is 7.5 kHz which has a period of 133 μ s. If the one-shot has a pulse width of 17 ms, then 127 clock pulses would be

gated to the counter. Of a total possible 255 counts, 127 would represent 50% of full scale.

Software-Driven Interfaces

So far I have discussed only static interfaces. If the computer used with the joystick has sufficient speed and excess computing time available, then it is reasonable to use the computer to directly determine the one-shot period.

Figure 4 shows a circuit which directly connects to the computer bus and demonstrates this technique. The circuit as shown is wired for I/O (input/output) port decimal 255 or hexadecimal FF. The 4 joystick potentiometers are used as the timing resistors on 4 NE555-type one-shots. When an OUT 0, FF is executed in assembly language, it triggers all 4 one-shots. To keep track of the pulse widths, a 74125 3-state driver gates the one-shot outputs onto the data bus during an IN FF instruction. By looping through this program a number of times and keeping track of the logic levels of the 4 one-shots, the computer can accurately determine joystick position in terms of loop counts of instruction times. Listing 1 is a program which does this for 1 potentiometer.

High-Resolution Analog-to-Digital

While all methods are in *some way* analog-to-digital converters, the last

Number	Type	+5 V	GND
IC1	74121	14	7
IC2	74121	14	7
IC3	7486	14	7
IC4	7400	14	7
IC5	7400	14	7
IC6	7404	14	7
IC7	7493	5	10
IC8	7493	5	10
IC9	7495	14	7
IC10	7495	14	7
IC11	7493	5	10
IC12	7493	5	10
IC13	7495	14	7
IC14	7495	14	7
IC15	NE555	8	1

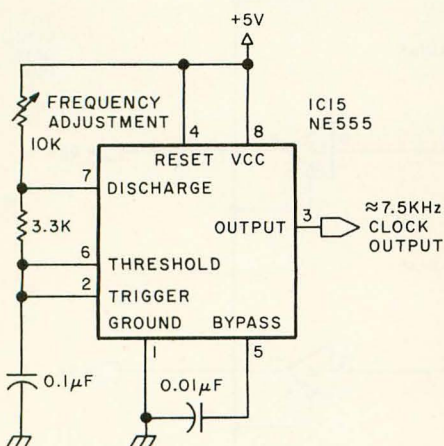


Figure 2: High-resolution, static interface. Each potentiometer in the joystick controls the pulse width of a one-shot. The pulse width can vary from 35 ms at full-scale to 100 μ s at 0. If a joystick with 4 potentiometers is used, a duplicate circuit may be constructed for the 3rd and 4th potentiometers.

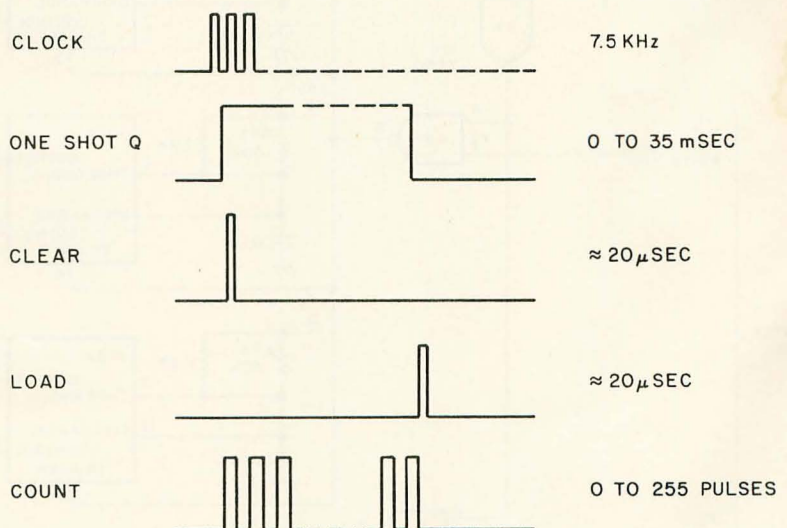


Figure 3: Timing diagram for interface of figure 2. The driving clock signal is 7.5 kHz. The one-shot can be triggered for periods of 0 to 35 ms, depending upon the position of the joystick. When a reading is to be taken, the counters are cleared. Counts are made until the one-shot signal drops, and then a load signal is sent to the interface. At this point the counter is read to determine the position of the joystick.

	MVI	B	clear B
	OUT	FF,0	trigger one-shots
AGAIN	INR	B	increment B register
	IN	FF	read potentiometers
	ANA	01	isolate bit 0
	JNZ	AGAIN	continue as long as one-shot is high
	HLT		value is in B register

Listing 1: A typical assembly language program for using the joystick interface of figure 4. After the one-shots are triggered, the program loops and checks the status of bit 0. When this bit is set, the conversion value is in register B. This program assumes that there is only 1 value being checked, and it is being input through bit 0.

method is in fact an 8-bit absolute-analog-to-digital converter, typical of the type used in computerized measurement applications. IC1 is an 8-bit

digital-to-analog converter that produces an output voltage proportional to a digital input applied to pins 5 thru 12. For a complete explanation of this device, I refer you to a previous "Ciarcia's Circuit Cellar" article, "Control the World" (September 1977 BYTE, page 30). This article also outlines calibration and test procedures.

The 3 basic sections are a computer-controlled voltage source (ICs 1 and 2), an analog-input multiplexer (IC3) which selects an individual joystick potentiometer by a 2-bit address code, and a comparator (IC4) which compares these voltages. In operation, the digital-to-analog converter is first set to 0 V out (hexadecimal 00 digital input to it) and 1 potentiometer is selected through the multiplexer. If V_0 from the digital-to-analog converter is less than V_{in} from the potentiometer, the output will be logic 0. Next, the digital-to-analog converter input setting is incremented, and the comparator output is checked again.

Eventually an input count will be reached which will exceed V_{in} . The comparator output will then be a logic 1. The digital-to-analog converter input count is now the value of the voltage V_{in} . The worst case requires 256 iterations using this

Number	Type	+5 V	GND
IC1	NE556	14	7
IC2	NE556	14	7
IC3	7430	14	7
IC4	7400	14	7
IC5	74125	14	7

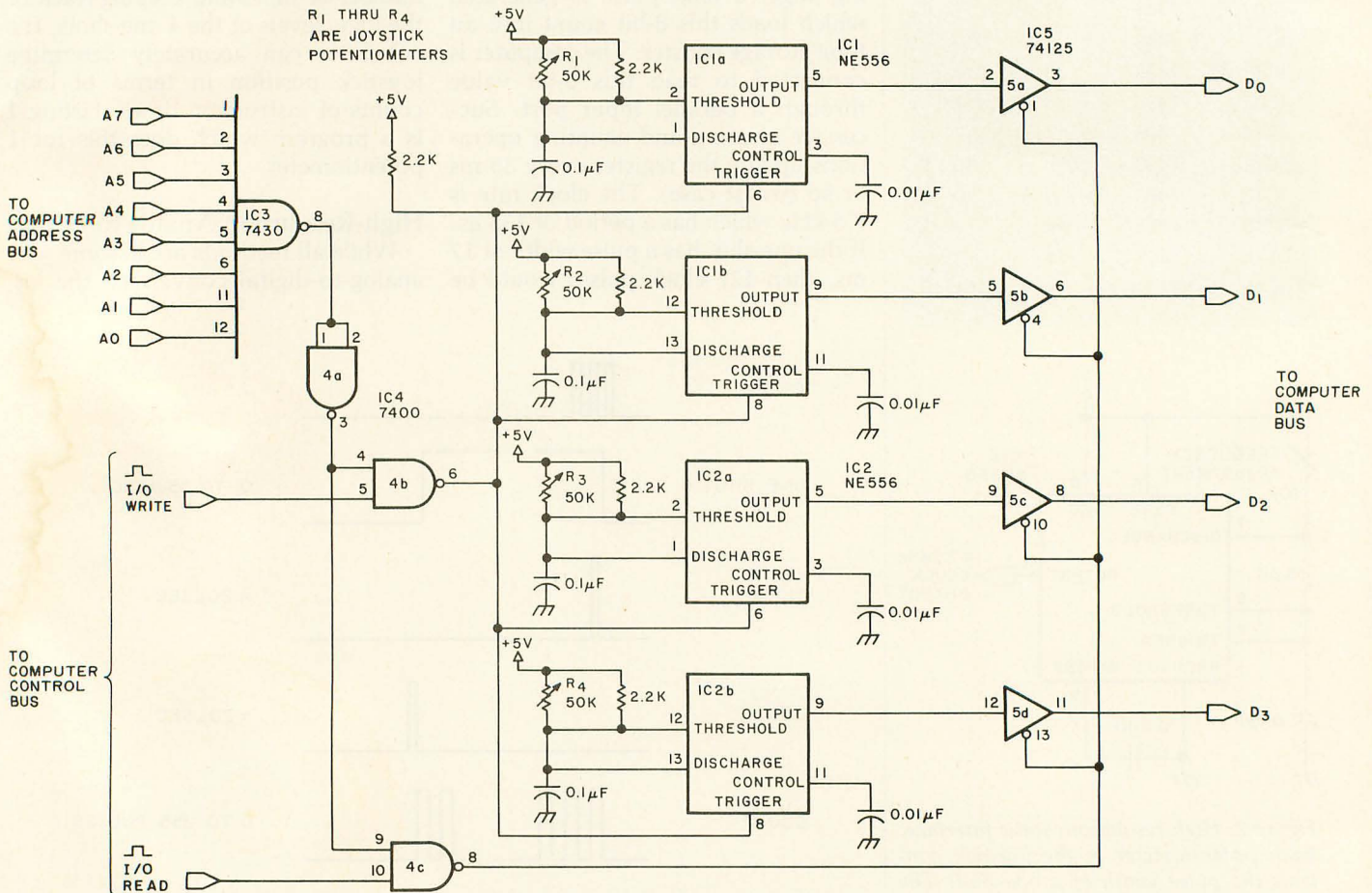


Figure 4: Software-driven interface. If the computer can directly read the input from the joystick interface, the hardware required can be greatly simplified. When hexadecimal FF is output to port 0, all 4 one-shots are triggered. The pulse width is then determined by a program running through a short loop looking at the logic levels of the 4 one-shots. Listing 1 shows a typical program for this application.

no loose ends

All-In-One: computer, floppy, I/O, 16K RAM. \$1595*



New Heathkit® H89 All-In-One Computer

Heath takes the risk out of selecting a balanced computer system. Now, video terminal, floppy, keyboard and 8-bit computer are brought together in one self-contained, compact unit. Nothing hangs out.

Two Z80's

The personal computer has never been simpler. Or smarter. Two Z80 microprocessors mean terminal never shares power with computer, as do most desk-top units. So this terminal is capable of a multitude of high-speed functions, all controllable by keyboard or software.

*\$1195 without floppy. Mail order kit price, F.O.B. Benton Harbor, MI. Also available at Heathkit Electronic Centers at slightly higher prices. Prices subject to change without notice.

102K bytes storage

Built-in floppy disk system gives you fast access to programs and data. Each 5¼-inch diskette has more than 102K bytes of storage area, enough to hold entire files. The All-In-One comes with 16K RAM, expandable to 48K.

Hundreds of uses at home or work

The All-In-One Computer runs programs written in MICROSOFT™ BASIC and ASSEMBLER Languages. And it accepts all current software written for the popular Heathkit H8 computer. You can choose from scores of practical programs for home and business.

Learn by building

What better way to learn about computers than to build one yourself? The All-In-One is available in easy-to-build kit form, as well as completely assembled. Like all Heath electronic kits, it comes to you with its own easy-to-follow assembly manual and a nationwide network of service centers to assure smooth sailing.

FREE CATALOG



For complete details on the Heathkit H89 All-In-One Computer and nearly 400 other electronic kits for your home, work or pleasure, send today for the latest Heathkit Catalog of values.

Heathkit®

HEATH COMPANY, DEPT. 334-570, BENTON HARBOR, MI 49022

CP-165

Number	Type	+ 5 V	VGND	+ 15 V	+ 15 V
IC1	MC1408-L8	13	2	3	
IC2	LM301A			4	7
IC3	CD4051		4		8
IC4	LM301A			4	7

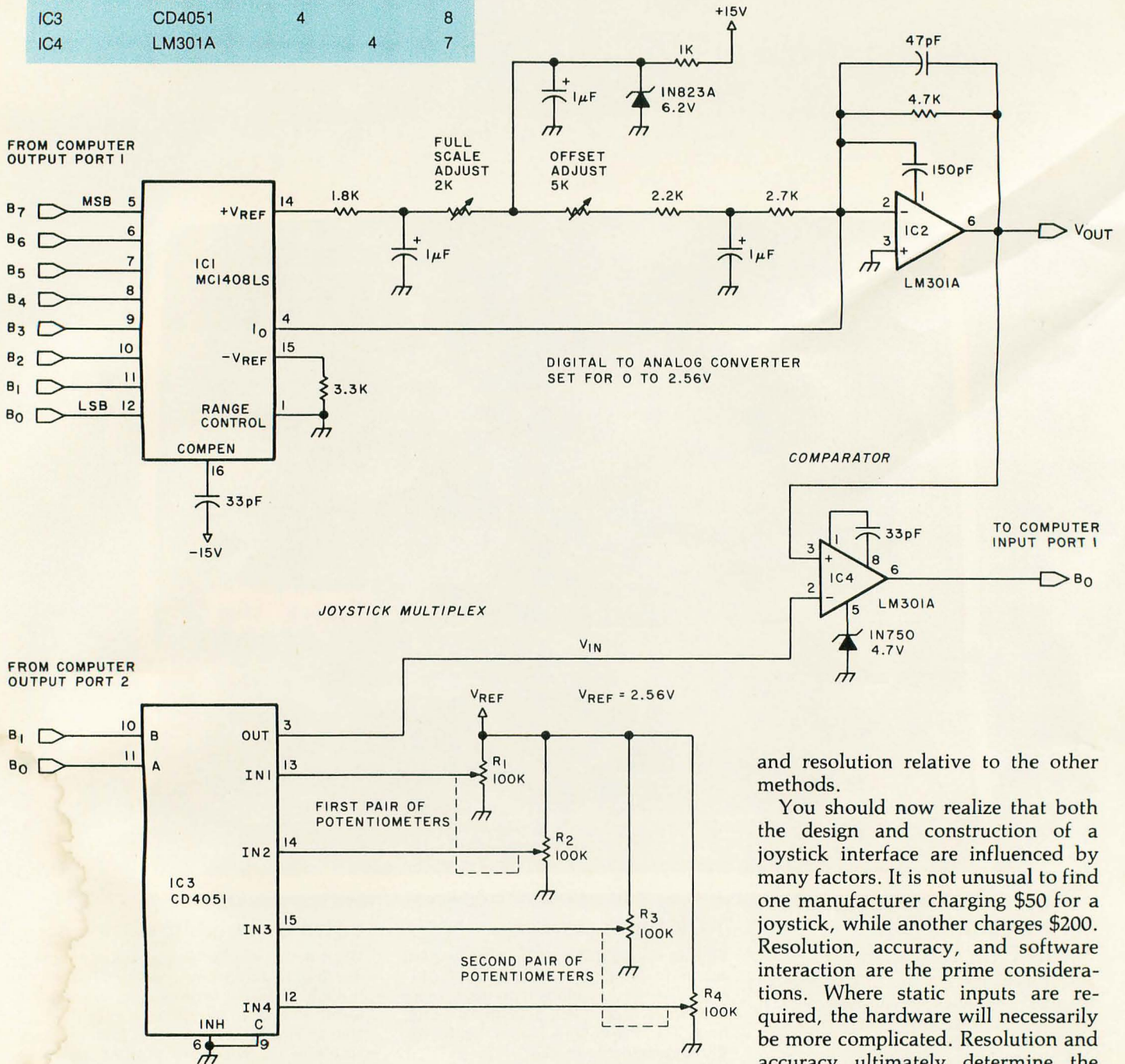


Figure 5: High-resolution analog-to-digital conversion. This hardware-oriented device multiplexes 4 voltage inputs (from the joystick potentiometers) and has the capability of handling 4 more voltages.

method. A better technique is successive approximation where the computer progresses through a binary search to "zero in" on the final value. A full explanation of successive approximation is delineated in my article entitled "Talk to Me: Add a Voice to Your Computer for \$35" (June 1978 BYTE, page 142).

With the digital-to-analog converter set for a full-scale value of 2.56 V, each count is equivalent to 10 mV. Only 4 channels of the CD4051 are used for the joysticks, leaving another 4 channels as auxiliary inputs from external sources. Thus it is possible for this interface to serve a dual role because of its high accuracy


and resolution relative to the other methods.

You should now realize that both the design and construction of a joystick interface are influenced by many factors. It is not unusual to find one manufacturer charging \$50 for a joystick, while another charges \$200. Resolution, accuracy, and software interaction are the prime considerations. Where static inputs are required, the hardware will necessarily be more complicated. Resolution and accuracy ultimately determine the complexity of the interface.

For simple spacewar-type games, the circuit of figure 1 should suffice. For more demanding applications such as cursor control in a high-resolution graphics system, figure 5 may be the optimum choice. Be careful when buying joystick interfaces. Make sure that they mate with your program requirements and your system's abilities.

Next month's "Circuit Cellar" feature will discuss a stand-alone, light-emitting diode display board. ■

"Our inventory is our existence. Think we'd trust it to anything less than Scotch® Brand Diskettes?"



Don Stone, President,
Mass. Auto Supply Company,
Inc., Boston, Mass.

Scotch Diskettes are the diskettes you can depend upon with the information *your* business depends upon.

Each one is tested and certified error-free before it leaves our factory. Because we know nothing less than perfection is acceptable for *your* vital business data.

Scotch Diskettes are available in regular or mini sizes, compatible with almost any system.

To find out where you can purchase Scotch Diskettes, call toll free: 800-328-1300. (In Minnesota, call collect: 612-736-9625.) Ask for the Data Recording Products Division. In Canada, write 3M Canada Inc., London, Ontario, N6A 4T1.

If it's worth remembering,
it's worth Scotch
Data Recording Products.



3M

Introduction to Multiprogramming

Mark Dahmke
8312 Selleck
600 N 15th St
Lincoln NE 68508

Multiprogramming has usually been considered out of reach of the average personal computer experimenter using a small or medium scale computer. Actually, anyone with a processor above the level of an 8008 can operate a multiprogram or multiuser system. The original purpose of multiprogramming was to allow more than 1 user to take advantage of a computer simultaneously. This increased the productivity of the machine by allowing programs to run while other programs were awaiting user input, access to a disk, etc.

This may seem to conflict with the advantages inherent in microprocessor based systems (single user systems and low cost). However, there are many instances where the ability to run more than 1 program at a time may be advantageous. Note that the statement "more than 1 program may run at a time" does not mean simultaneous execution. That is the definition of multiprocessing (more than 1 processor on the bus), not multiprogramming.

To describe multiprogramming more effectively, I shall refer to a more well-known function in computers: real-time interrupts. Suppose we are using a microcomputer to manage the environment in a small office building. Normally we want to continually poll (scan) the sensors that are distributed throughout the building and adjust heating, cooling and lights on the basis of temperature and time of day. Let us say that

during normal operation, someone in the building wants to change the temperature of an office.

One way to do this is to have a video terminal and keyboard attached to the system that generates an interrupt when a keyboard request is made. Upon receiving the interrupt, the computer saves the status of the current program and enters or transfers control to the keyboard read routine. As soon as the user has made the desired change, the system loads the old status information and returns to the original program. This same interrupt technique could be used to design a time shared system that would allow several terminals to be hooked up to a processor. Each terminal would generate an interrupt, and whichever program was active would be put in a wait state. This arrangement only works well for a few terminals, though. You can imagine what would happen if everyone happened to press a key at the same time.

Figure 1 shows timing comparisons of several modes of operation already discussed. In figure 1a 2 independent processors are shown, each doing something different and neither interfering with the other. This is known as multiprocessing. The processors may or may not be sharing I/O(input/output) terminals or memory.

In figure 1b 2 processors are shown in a *master-slave* arrangement. Perhaps the slave processor performs

floating point arithmetic or some complex I/O function. The master processor can give the slave processor commands via an interrupt and continue other processing until the slave informs it that it has finished the desired operation.

Figure 1c shows a single processor with an interrupt being applied. The processor temporarily gives control to the routine specified by the interrupt hardware and begins executing it. When complete, it returns control to the main program. Figure 1d shows the multiterminal timeshare system. Usually the interrupt hardware contains provisions for daisy chaining or prioritizing the interrupts as they come in. Thus, if terminal 6 applies an interrupt and the processor is busy with terminal 7, terminal 6 is not allowed to interrupt the processor until terminal 7 is finished.

Using multiprogramming is like using real-time interrupts. A multiprogrammed system uses interrupts, but in a more efficient way. Imagine a simple 2 program situation. Suppose program A is running and no other

About the Author

Mark Dahmke is currently employed by the University of Nebraska Computer Network as a programmer/analyst in the Academic Computing Services section. He is also a senior computer science major. At home, Mark owns an 8080 based system with 32 K bytes of memory and dual iCOM floppy disk drives. His work involves graphics, electronics, writing, systems programming and speech synthesis.

ALTOS presents a new standard
in quality and reliability



WE'RE ALTOS COMPUTER SYSTEMS. Our SUN-SERIES ACS8000 business/scientific computer creates a new standard in quality and reliability in high technology computers.

HIGH TECHNOLOGY The ACS8000 is a single board, Z80®* disk-based computer. It utilizes the ultra-reliable Shugart family of 8 inch, IBM compatible, disk drives. A choice of drives is available: single or double density, single or double sided. Select the disk capacity you need, when you need it: ½M, 1M, 2M, or 4M bytes. The ACS8000 features the ultimate in high technology hardware: a fast 4 MHz Z80 CPU, 64 kilobytes of 16K dynamic RAM, 1 kilobyte of 2708 EPROM, an AMD 9511 floating point processor, a Western Digital floppy disk controller, a Z80 direct memory access, Z80 Parallel and Serial I/O (two serial RS232 ports, 1 parallel port), and a Z80 CTC Programmable Counter/Timer (real time clock). In essence, the best in integrated circuit technology.

BUILT-IN RELIABILITY The ACS8000 is a true single board computer. This makes it inherently reliable and maintainable. The board and the two Shugart drives are easily accessible and can be removed in less than five minutes. All electronics are socketed for quick replacement. Altos provides complete diagnostic utility software for drives and memory.

QUALITY SOFTWARE Unlimited versatility. The ACS 8000 supports the widely accepted CP/M®** disk operating system and FOUR high level languages: BASIC, COBOL, PASCAL and FORTRAN IV. All available NOW.

PRICE ACS 8000-1, single density, single-sided [½ Mb] \$3,840
ACS 8000-2, double density, single-sided [1 Mb] \$4,500
ACS 8000-3, single density, double-sided [1 Mb] \$4,800
ACS 8000-4, double density, double-sided [2 Mb] \$5,300

Brackets show disk capacity per standard two drive system. All models come standard with 32 Kb RAM and two 8" disk drives as shown above. Expansion to 64 Kb is \$363 per 16 Kb. FPP, DMA, software optional. Dealer/OEM discounts available. Delivery: 30 days ARO, all models.

*Z80 is a trademark of Zilog, Inc.

**CP/M is a trademark of Digital Research, Inc.

Circle 6 on inquiry card.

ALTOS

COMPUTER SYSTEMS

2338A WALSH AVENUE • SANTA CLARA • CA 95050 • (408) 244-5766

programs have been started. Then a user initiates (loads) another program called B. How will program B gain control of the system so that it might start to execute?

The process of passing control from one program to the next is usually handled by an operating system module referred to as an *interrupt call* routine. Normally, to save the programmer the trouble of making sure that this routine gets called at regular intervals, the routine is usually imbedded in many of the I/O driver routines or other standard utility subroutines on a system. Note that this technique will in no way upset any of the flags or registers of the routine it is called from.

This interrupt call program will:

1. Determine if any other programs are waiting to execute.

2. If so, save all registers and flags on the stack and save the address of the current program's stack pointer in a special table in memory.

3. Load the new program's stack pointer from the table, pop all registers and flags off the stack.
4. Return to the new program.

Loading the new stack pointer raises some interesting questions. If program B has not yet begun, how could its registers have been pushed onto its stack? Figure 2 shows the stacks of both programs as they would be at each step in the previously described interrupt call routine. Part of the job of the routine that initialized program B is to set up a dummy stack and stack pointer such that the program counter address on the top of the stack contains the entry

point of program B. Thus, when the interrupt call routine reaches step 4, it will execute a return instruction, then pop the entry point address off the stack and begin executing program B. When the interrupt routine is called again, it will see that program A is waiting and will save all of program B's registers and flags, swap stack pointers and return to program A at the point where it was first interrupted.

All this activity will take place every time the interrupt routine is called, but if one of the programs gets caught in an infinite loop, the interrupt call routine may not get called. The simplest way to avoid this kind of problem is to add some hardware to provide external timed interrupts. As shown in figure 3, the interrupt timer is set to provide an interrupt every 10 ms. A reset line is provided

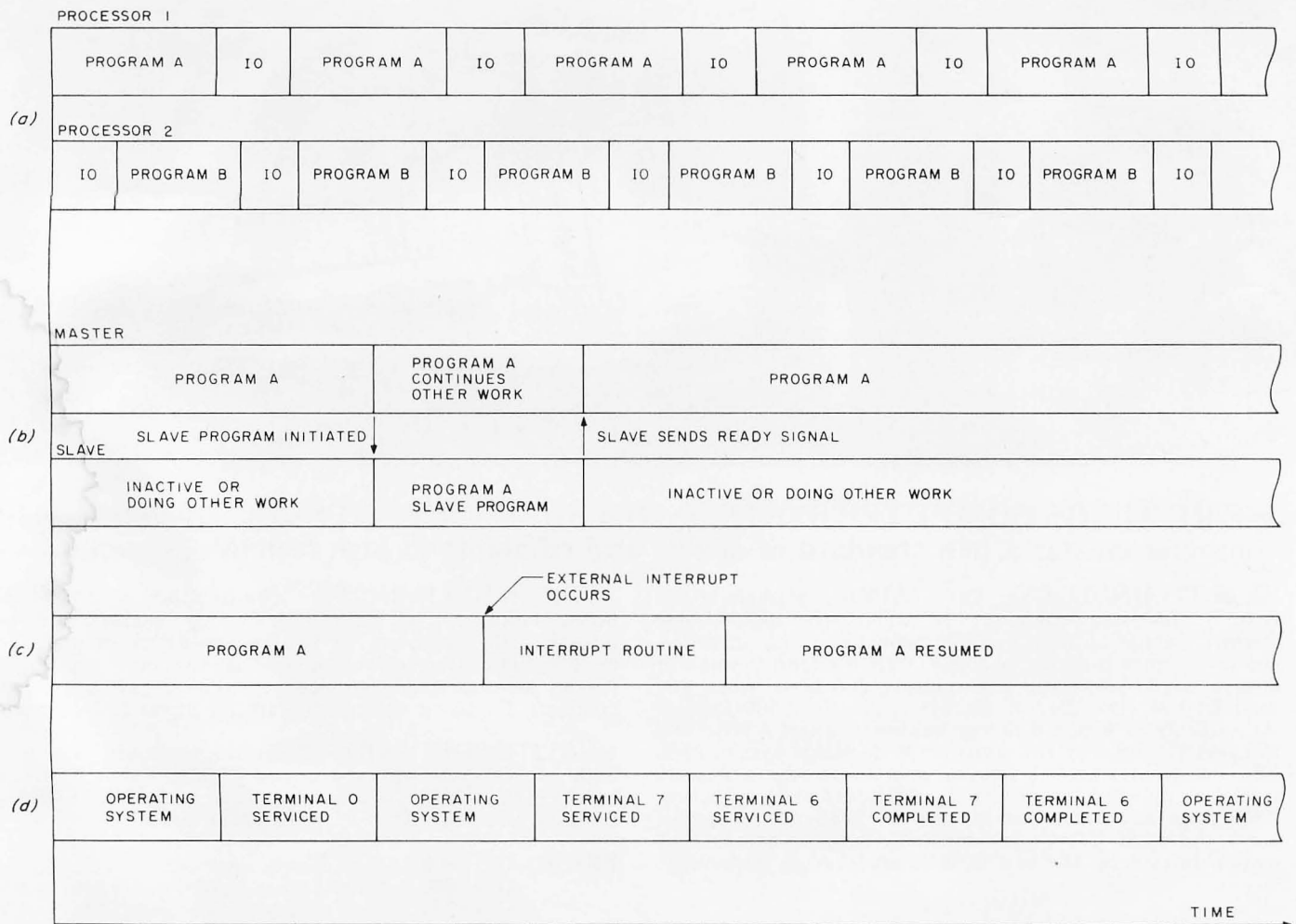


Figure 1: Timing diagrams for 4 different system organizations. Figure 1a is a multiprocessing example using 2 independent processors. Figure 1b is a multiprocessing example using 2 processors connected in a master-slave configuration. Figure 1c is a single processor with 1 level of interrupt. Figure 1d is a single processor with 8 levels of interrupts. Each of the 8 levels is activated by 1 of 8 terminals.

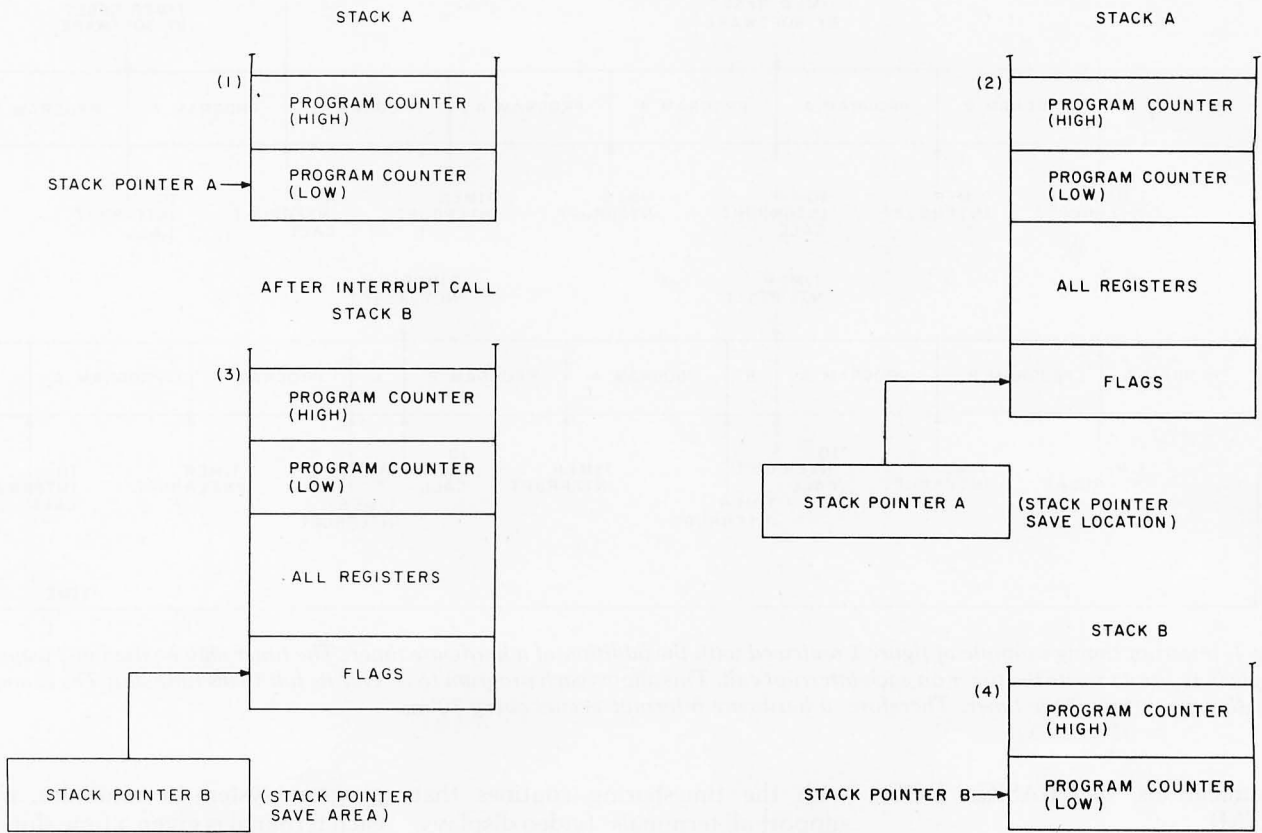


Figure 2: Arrangement of all stacks and stack pointers at each interval of an interrupt call routine.

in the event that the interrupt routine is manually called (through the software method). The timer may be reset to give the program its full 10 ms. A disable line is provided to allow the user to turn off the timer for special applications (software timing) in which the processor must not be interrupted.

Figure 4 shows our previous example of figure 1, but with the extra hardware generated interrupts added. In figure 4a some software interrupts are mixed in with the hardware interrupts. The timer is reset after each call to the interrupt routine. Figure 4b is the same except that the timer is not reset after each call.

A Complete System

There are limitless ways to go about developing a computer system that will be easy to use. A look at the current market shows this to be true, perhaps even to a greater extent on the small systems level. I will not attempt to describe all possible variations available on a multiprogram-

ming system, but I will try to give as generalized a view as possible.

First, we must consider what is necessary to make a useful system.

The following are essential:

1. Some form of operating system that allows simplified user com-

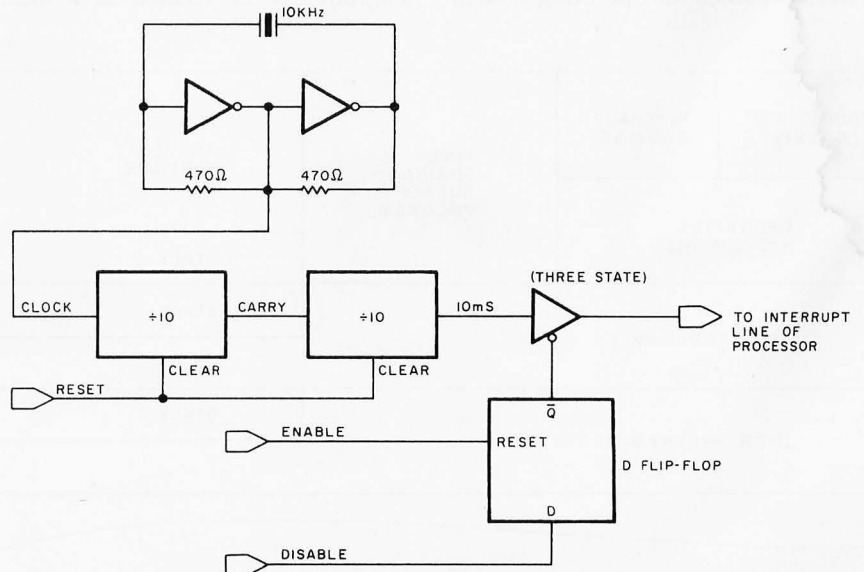


Figure 3: Simple hardware interrupt timer set for 10 ms intervals.

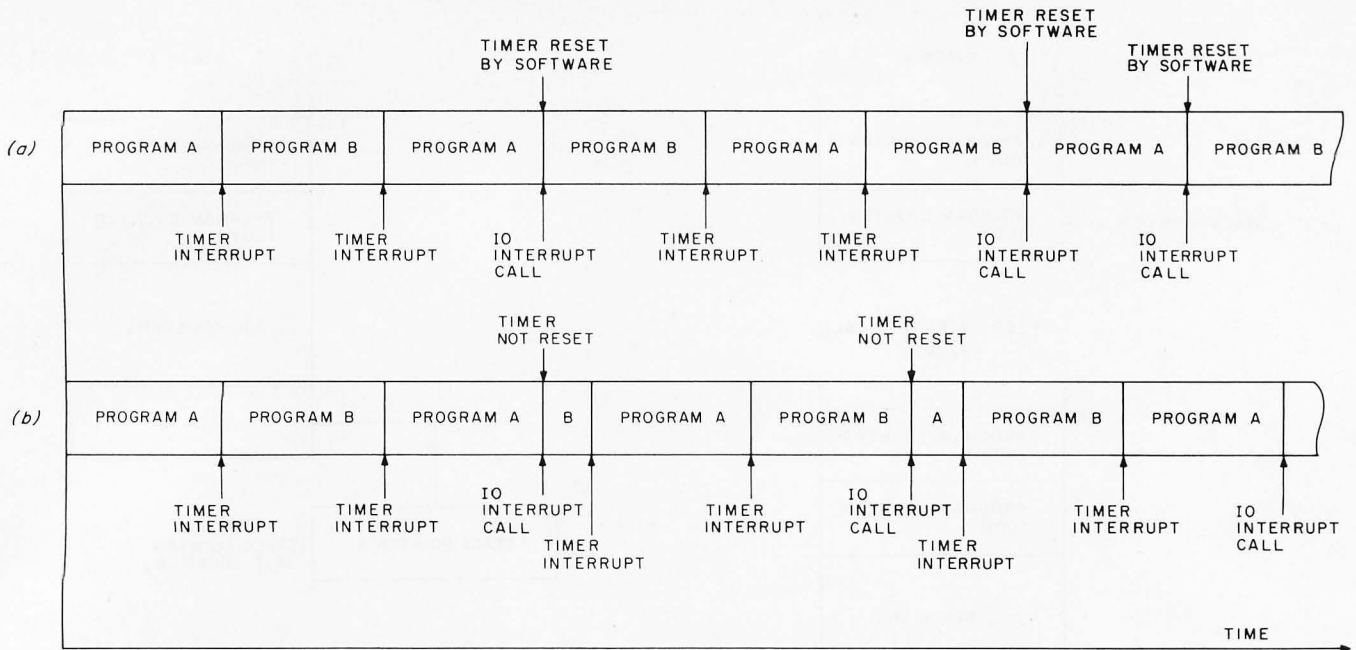


Figure 4: Interrupt timing example of figure 1 reviewed with the addition of a hardware timer. The timer may be used in 2 ways: The example in figure 4a resets the timer on each interrupt call. This allows each program to receive its full 10 ms time slot. The example in figure 4b does not reset the timer. Therefore, a hardware interrupt occurs every 10 ms.

munications (ie: BASIC, DOS, CPM).

2. Convenient mass storage I/O (cassette or disk).
3. Sufficient memory to handle all programs.

Another consideration might be the internal architecture of the processor, but that is another level of problem.

Figure 5 shows the memory layout of a typical multiprogramming system. To maintain a simple system, I have combined the operating system

with the timesharing routines that support all terminals (video displays, keyboards and teletypewriters). This means that each time the operating system gains control (through an interrupt call or timer interrupt), it will complete its own activity and then transfer control to the timesharing program for the remainder of the time slot. If the operating system is given highest priority, the response times of the terminals should not suffer. The operation of the timeshare program can be treated as a multi-

program system in miniature, where each terminal is given a time slot, or it may be designed to simply scan the terminals, choosing a new terminal each time it is given control.

Controlling I/O

Many programmers have discovered the convenience of vectoring all I/O through 1 subroutine; this simplifies programming greatly and makes system changes much easier. Typically, 1 subroutine will accept an operand (if necessary) and an operator function code passed from the main program and will decide which I/O function to perform. In my hypothetical computer, this approach will be used. Note that in some large computer systems, the I/O driver programs can only be accessed by executing a special kind of interrupt call that informs the operating system that the user's program desires to perform some kind of input or output operation. The operating system then takes charge, performs the I/O for the program in question, and returns pointers telling where the input data was stored in memory or that the requested output function has been completed.

This type of I/O handling is necessary because the I/O controllers are extremely complex and are capable of performing an entire I/O operation

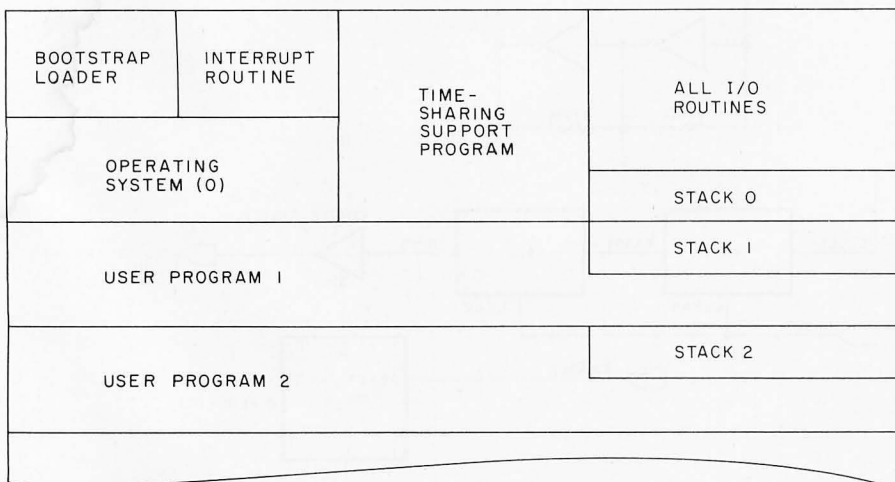


Figure 5: System geography of a typical multiprogramming system with space for the operating system and 2 other programs.



How to buy a personal computer.

In California, a store owner charts sales on his Apple Computer. On weekends though, he totes Apple home to help plan family finances with his wife. And for the kids to explore the new world of personal computers.

A hobbyist in Michigan starts a local Apple Computer Club, to challenge other members to computer games of skill and to trade programs.

Innovative folks everywhere have discovered that the era of the personal computer has already begun — with Apple.

Educators and students use Apple in the classroom. Businessmen trust Apple with the books. Parents are making Apple the newest family pastime. And kids of all ages are learning how much fun computers can be.

Visit your local computer store

The excitement starts in your local computer store. It's

a friendly place, owned by one of your neighbors. He'll show you exactly what you can use a personal computer for.

What to look for

Your neighborhood computer store has several different brands to show you. Chances are the salesman will recommend an Apple Computer. Apple's the one you can program yourself. So there's no limit to the things you can do. The more you use your Apple the more uses you'll discover. So it's important that Apple is the computer with more expansion capability. You can't outgrow Apple.

It's your move

Grab a piece of the future for yourself—we'll give you the address of the Apple dealer nearest you when you call our toll-free number. Then drop by and sink your teeth into an Apple.

(800) 538-9696.

In California,
(800) 662-9238.



without processor intervention. In fact, it would be very inefficient to make the processor of a large system perform these menial tasks when it could be working on more important programs. In microcomputer systems we are not normally concerned with the optimization of I/O functions and it does not really hurt performance to have the processor perform most of the I/O. Consequently, the I/O driver routines in the system I am describing will not be considered as part of the operating system. They are just utility subroutines that may be called by the user's program.

Defining the Necessary Tables

With only 2 programs very few, if any tables are needed to tell the interrupt routine which program was active at the instant the system was interrupted and which program is next in line. But imagine a system capable of supporting 10 or more programs: some form of priority scheduling will be needed, as well as a table to hold all of the stack pointers of the inactive programs.

To handle the list of programs (herein referred to as tasks), we must define a *task control table* that keeps track of a number of pointers and descriptors. First, each entry will begin with the task number that uniquely defines each task. Next, we will include the priority of the task on an arbitrary scale of 0 to 10. It will then get the processor before a task of lower priority (10 is highest). If 2 tasks have the same priority, the first one in line in the task control table will get control. The task control table must also keep track of the last value of the stack of each task and whether or not the task may be interrupted (in the case of critical timing loops).

Another important status byte that must be kept is the *current activity indicator*. This byte contains the task number of the currently active task. Now let us assume that we have 3 different tasks running and all have been initialized (stored in the task control table). The first task has a task number of 0 and a priority of 10. Generally the operating system is

given the task number 0 designation. Since the operating system and timeshare program (user terminals) are considered one big program in this example, task 0 is also the designation of the timeshare system. Task 1 is a program that one of the users submitted (initiated) from a terminal; it has a priority of 10. Task 2 was also loaded and initiated by a user through the timeshare terminals, and it has a priority of 10.


Imagine that the timeshare program calls the I/O driver program to write a character out to a terminal. Since there could be many terminals connected to the system, how does the program know which one to write to? It would be very inefficient to have different routines for each device, but the only way that a program could tell the I/O driver which specific display to write to is for the calling program to know the physical address of that terminal. Passing the actual address of the device ruins the neatness of the I/O routine, though. It is more convenient to specify the function to be performed (1 = write to video display; 2 = read keyboard; 3 = write to cassette; 4 = read cassette).

The solution is to have another entry in the task control table called a *communications control block* pointer that points to the location of the communications control block for the particular task. Since each task is given its own block, the user may define his or her own functions and addresses. Thus each program may have its own video display, keyboard, cassette interface and disk. The communications control block contains a list of function numbers, the address of the I/O port or memory mapped port, and the address of the I/O subroutine that will perform the operation. Figure 6 shows the arrangement of all tables.

Starting and Stopping

To initialize a new task, the user adds entries to the appropriate tables through a console command and causes a dummy stack and stack pointer to be created. To stop a task, the last thing done in the task is to call a subroutine that would remove its task control table entry. This is equivalent to a CALL EXIT in FORTRAN found on many larger systems.

8P2SM PARALLEL/SERIAL I/O BOARD WITH MODEM



Plus new
Byte Cassette
Interface!

\$149 kit

PARALLEL PORTS: 8 Ports, 64 total bi-directional bits.

SERIAL PORTS: 2 Serial Ports with associated control lines
One Port TTL or RS-232.
One Port TTL or MODEM.

AVAILABLE BAUD RATES:

307.2 kilobaud	1760 baud
153.6 kilobaud	1200 baud
76.8 kilobaud	600 baud
38.4 kilobaud	300 baud
19.2 kilobaud	150 baud
9600 baud	110 baud
4800 baud	75 baud
2400 baud	27.5 baud

or any user supplied baud rates up to 500 kilobaud.

MODEM: Full Duplex, answer or originate, 300 Baud

BUS TYPE: S-100

PRICE: \$149 (kit)
\$199 (assembled and tested).

Please rush the following:

- I/O Card (kit)
 I/O Card (assembled)

Name _____
Address _____
Company _____
City _____
State/Zip _____

CA residents add 6%

or
cassette interface

MicroDaSys

P.O. Box 36051
Los Angeles, CA 90036
(213) 935-4555

Both sides now

North Star Announces —

Double Density x 2 Sides = Quad Capacity!

The North Star Horizon now delivers quad capacity by using two-sided recording on our new mini drives! That's 360,000 bytes per diskette! A four drive North Star system accesses over 1.4 megabytes of information on-line! Think of the application flexibility that so much information storage can give you!

North Star has quadrupled the disk capacity of the Horizon computer but prices have increased a modest 15 percent. On a dollar per byte basis, that's a bargain that is hard to beat!

The proven North Star disk controller was originally designed to accommodate the two-sided drives. North Star DOS and BASIC are upgraded to handle the new capacity, yet still run existing programs with little or no change. Of course, single sided diskettes are compatible with the new disk system.


North Star Horizon Computer Prices (includes 32K RAM, one parallel and two serial I/O ports), assembled, burned-in and tested:

Horizon-1-32K-Q	\$2565
Horizon-2-32K-Q	\$3215
Horizon-1-32K-D	\$2315
Horizon-2-32K-D	\$2765

Get both sides now! Quad capacity is available from your North Star dealer.

NorthStar 

North Star Computers
1440 Fourth Street
Berkeley, CA 94710
415-527-6950 TWX/Telex 910-366-7001



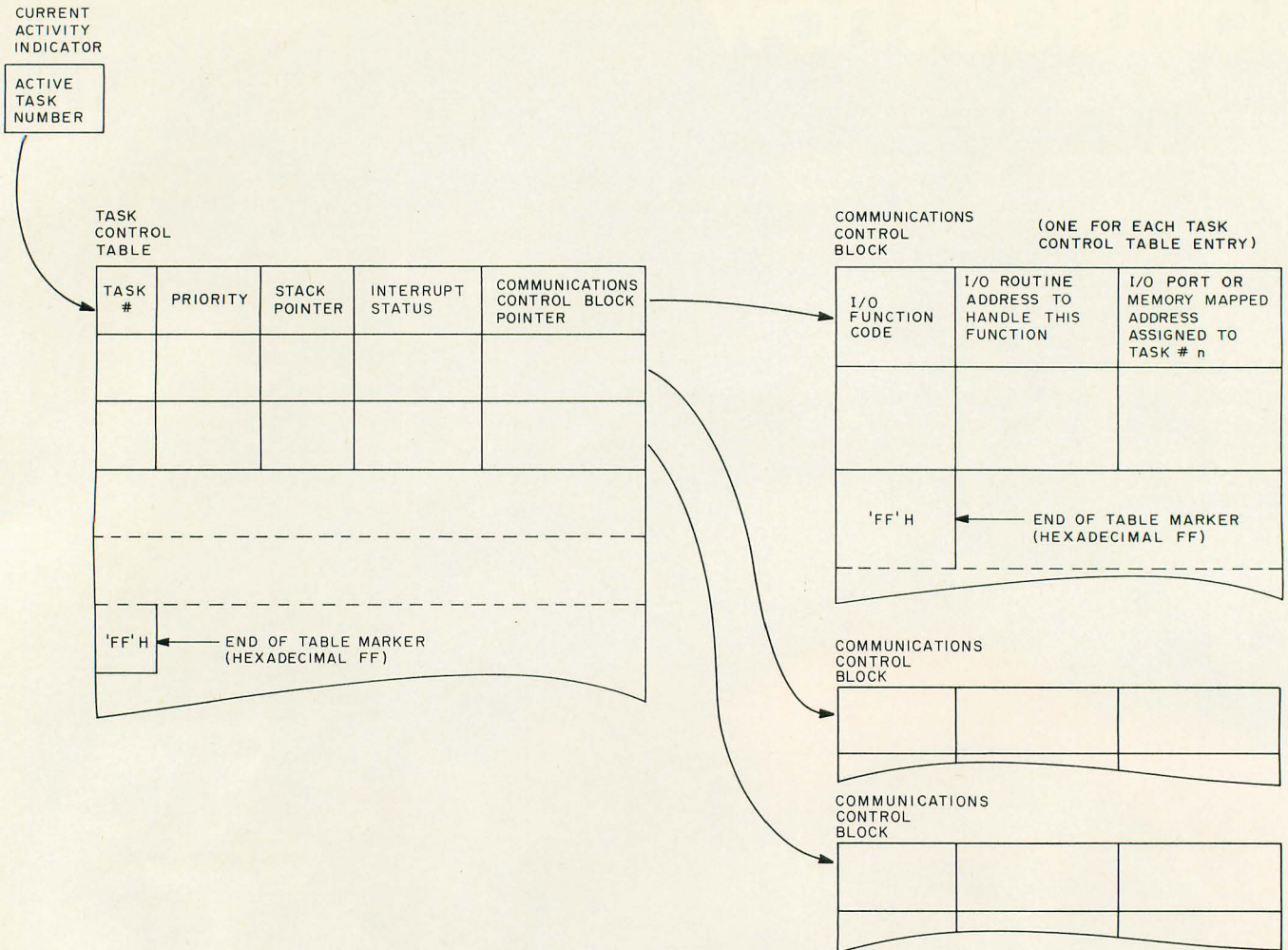


Figure 6: Control table organization. The current activity indicator contains the task number of the active task. The task control table contains the task number, task priority, last value of stack pointer, interrupt status flag (1 for yes, 0 for no interrupts), and the pointer to the task's communications control block. The communications control block contains the I/O (input/output) function code, address of I/O driver routine associated with the function code, and the I/O port or memory mapped address assigned to the task for the particular function. One entry is provided for each function code used in the task. The owner of the task may add entries to the communications control block for specialized I/O driver requirements.

Example

The easiest way to show how all tables and pointers affect each other and the system is to observe them during a short period of machine activity. As we begin, task 0 (the operating system and timeshare routines) has control, and a timer interrupt is occurring. There are 2 other tasks in memory: task 1 has priority 5 and task 2 has priority 4.

First, as the interrupt routine is entered it saves all registers and flags of task 0 on stack 0 and saves the task 0 stack pointer in the task 0 task control table entry (see figure 7). Next, it scans the task control table for the task of next highest priority, moves the new task number (task 1) to the

current activity indicator, moves the task 1 stack pointer from the task control table to the processor's stack pointer, pops all of task 1's registers and flags off of stack 1, and executes a return, which has the effect of popping the program counter and jumping to that address.

Task 1, while executing, encounters a call to the I/O driver routine with a request for a keyboard input (see figure 8). When the I/O driver routine is entered, it scans the task control table to find the communication control block pointer entry for task 1 (the routine determines which task called it by looking at the current activity indicator), then scans the communication control

block for the function number entry corresponding to the one passed by the main program. Even though the computer may have 5 or more keyboards attached to it, the port address found in the communication control block gives it the address of the keyboard assigned to task 1.

Since the keyboard read routine is a common one, the address referred to in the communication control block points to a subroutine located within the operating system area. Note that if the user had need for some special I/O subroutine, he could locate it in his own memory area and put the address in his communication control block as another function code.

Returning to the example, the keyboard read subroutine is called from the I/O driver, reads the keyboard port assigned to task 1, and returns to the I/O driver with the ASCII code. The I/O driver returns to the main program with the ASCII code in a register or memory location. In figure 9 the next timer interrupt has occurred, so control returns to the interrupt handler routine. Again, the interrupt routine saves all registers and flags of task 1 on stack 1, looks at the current activity indicator, looks at the task control table to see which program was last active, saves the stack pointer in the task 1 task control table entry, scans the task control table for the next highest priority task, and finds that task 2 should get control. The stack pointer for task 2 is loaded from the task control table, all registers and flags are popped off of stack 2 and again a return is executed that causes task 2 to take control.

In the next step (shown in figure 10), task 2 has encountered the equivalent of a CALL EXIT or STOP command and has finished processing. This CALL EXIT calls a terminator routine which again finds out who called it (via the current activity indicator) and simply eradicates the task control table entry for that task. To keep things neat, all succeeding table entries are moved up 1 notch. Then, control is returned to the interrupt handler, which will find the next task in line. In this case, since no other tasks of lower priority are waiting, control is returned to the highest priority task 0.

Error Handling

On a single program system, error handling is something that the user can watch for manually. When several programs are running, the system must have routines to handle errors rapidly so that other programs will not be slowed down or destroyed. There are many common errors that are relatively easy to deal with. Executing an invalid op code or forgetting to put in the 2nd or 3rd byte of a multibyte op code can be handled through a simple system restart (through the interrupt handler routine) without losing continuity. But what about a program loop that accidentally destroys part or all of another user's program? On an IBM 360, all memory blocks assigned to a

— = TRANSFER OF CONTROL
 - - - = DATA OR POINTERS

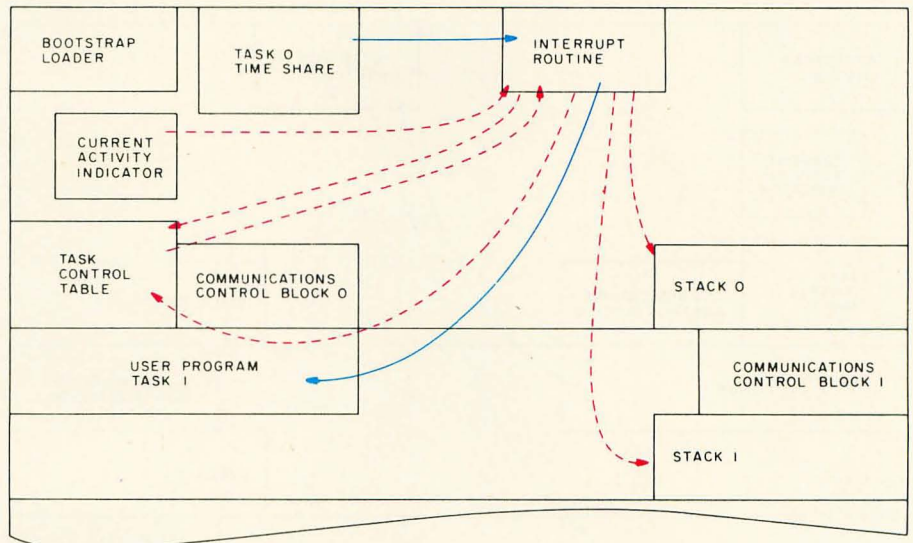


Figure 7: Task 0 has control of the processor and has just been interrupted. The interrupt routine looks at all pointers, saves the status, and then transfers control to task 1.

task are given a unique 4-bit protect key (which is the same as the task number) that is stored in external hardware.

One approach might involve having 2 external 16-bit registers that could be loaded by the interrupt routine with the high and low memory addresses of the active task.

Then, every time the address bus has a valid address on it, it is tested against these registers. However, special precautions would have to be taken in those cases in which a utility in low memory (I/O driver routine etc) is called, or when memory mapped I/O ports outside these address limits are used.

— = TRANSFER OF CONTROL
 - - - = DATA OR POINTERS

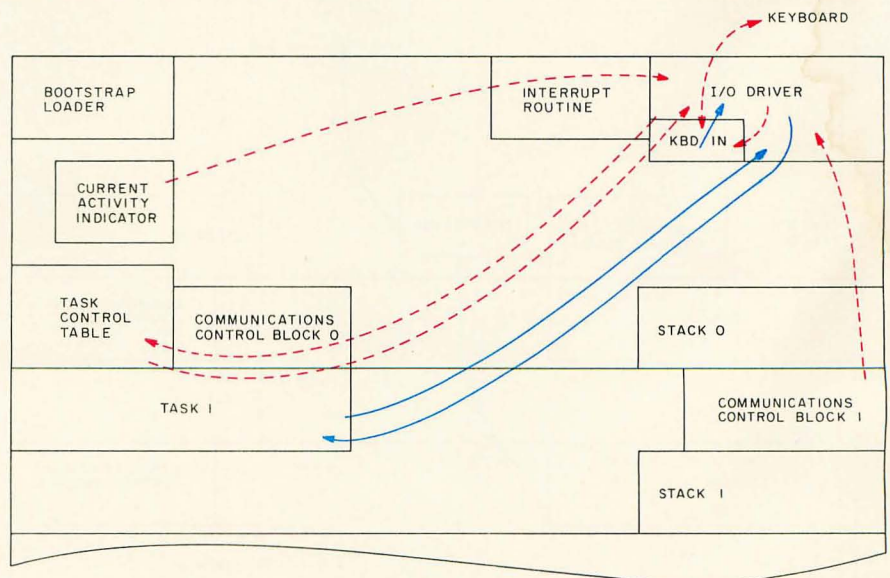


Figure 8: Task 1 has requested keyboard input from its assigned keyboard. When the input is completed, the I/O (input/output) driver returns control to task 1.

— = TRANSFER OF CONTROL
 - - - = DATA OR POINTERS

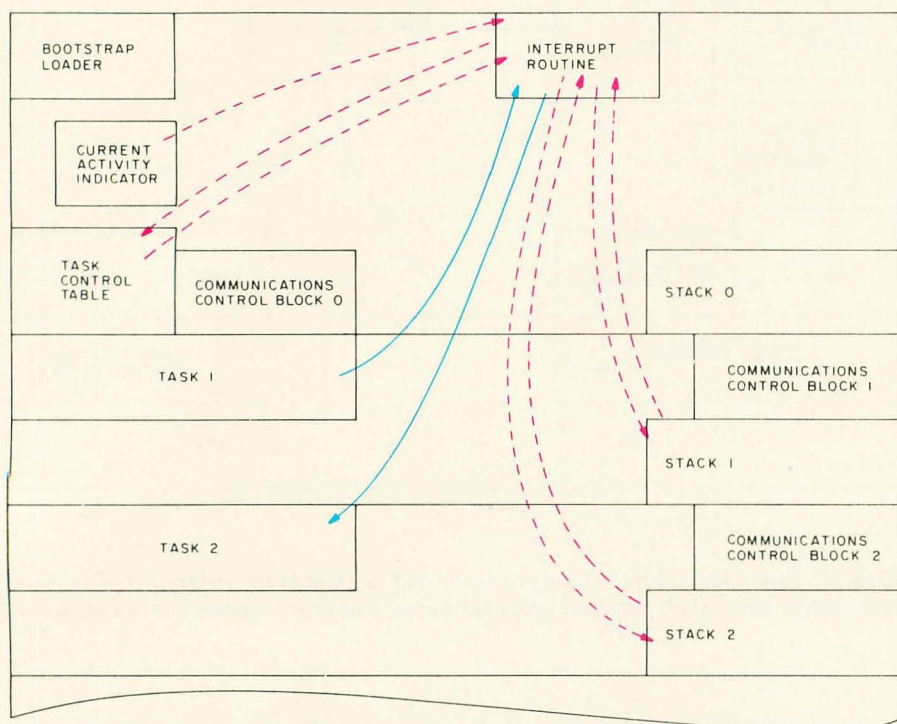


Figure 9: Task 1 has been interrupted and turns control over to the interrupt routine. Control is then passed to task 2.

Resolving Allocation Conflicts

Allocating I/O devices has been a problem since the early days of computers. Devices like tape drives and card readers (sequential devices) are nonshareable: only 1 program may use them at a time. However, disk drives are considered shareable, since the head may be positioned at random to gather data. The simplest method that can be applied to the system described in this article would be to have the initiator program check all communication control blocks to make sure that certain devices are not assigned more than once.

I/O Software Considerations

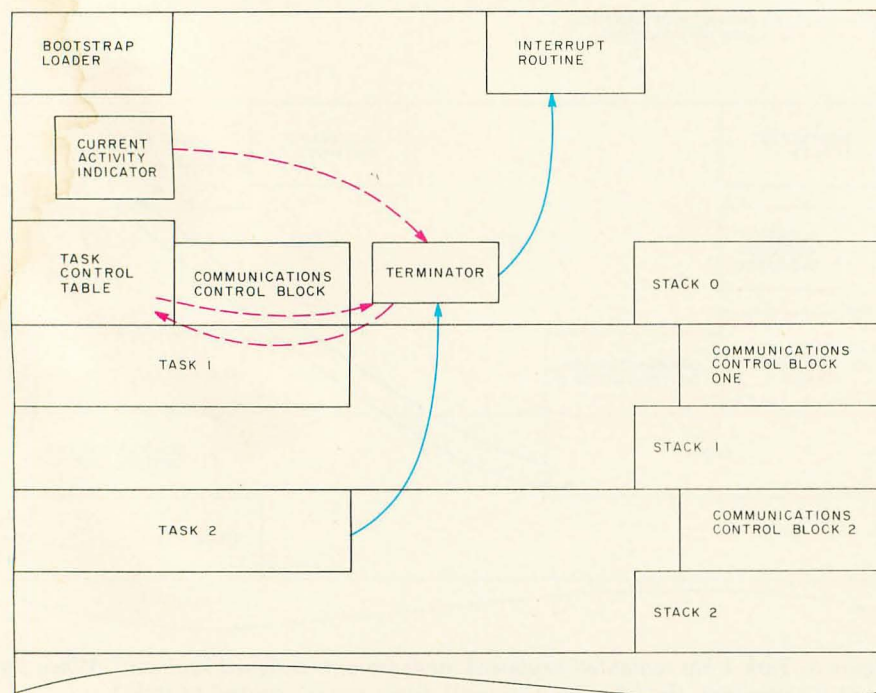
As mentioned earlier, I/O techniques in use on small systems leave all control up to the processor. If special timing is needed or if strobes or ready flags have to be checked, software is used instead of extra hardware, as in the case of larger systems. This in itself is good from the standpoint of economy, but requires that special care be taken when writing the driver and controller software.

For example, suppose a cassette read routine uses a universal asynchronous receiver transmitter (UART) implemented in software as an algorithm instead of hardware. In a nonmultitasking system, the program may simply loop and time down between bits, but in a multitask system the timer interrupt would surely halt the activity and execute other programs. It may be well over 30 ms before it can return to the cassette read routine. It is easy to see what can happen to critical timing loops on a system that uses any kind of interrupts.

The solution? If you must do the critical timing in software, it is necessary to turn off the interrupt timer while in the critical loop and reactivate it when in noncritical parts of the routine. If external hardware is used, and internal timing is reduced

Figure 10. Task 2 has completed its execution and encounters a CALL EXIT. Control is given to the terminator routine which performs some cleanup operations and removes the task 2 entry from the task control table, effectively destroying the task. Control is then given to the interrupt routine which again scans the task control table to find the next task awaiting execution.

— = TRANSFER OF CONTROL
 - - - = DATA OR POINTERS



DOUBLE DENSITY



SOLID SAVINGS!

Now you can put your S-100 system solidly into a full-size, single/double density, 600K bytes/side disk memory for just \$1149 complete.

DISCUS/2D™ single/double density disk memory from Thinker Toys™ is fully equipped, fully assembled, and fully guaranteed to perform perfectly.

DISCUS/2D™ is a second generation disk memory system that's compatible with the new IBM System 34 format. The disk drive is a full-size Shugart 800R, the standard of reliability and performance in disk drives. It's delivered in a handsome cabinet with built-in power supply.

The S-100 controller utilizes the amazing Western Digital 1791 dual-density controller chip . . . plus power-on jump circuitry, 1K of RAM, 1K of ROM with built-in monitor, and a hardware UART to make I/O interfacing a snap.

The DISCUS/2D™ system is fully integrated with innovations by designer/inventor George Morrow. Software includes BASIC-V™ virtual disk BASIC,

DOS, and DISK-ATE™ assembler/editor. Patches for CP/M* are also included. CP/M*; MicroSoft Disk BASIC and FORTRAN are also available at extra cost.

DISCUS/2D™ is the really solid single/double density disk system you've been waiting for. We can deliver it now for just \$1149. And for just \$795 apiece, you can add up to 3 additional Shugart drives to your system. Both the hardware and software are ready when you are.

Ask your local computer store to order the DISCUS/2D™ for you. Or, if unavailable locally, write Thinker Toys,™ 5221 Central Ave., Richmond, CA 94804. Or call (415) 524-2101 weekdays, 10-5 Pacific Time. (FOB Berkeley. Cal. res. add tax.)

*CP/M is a trademark of Digital Research.

 *Morrow makes disk memory for*
Thinker Toys™

to noncritical loops, the intervention of the multitask interrupt timer will not normally affect the system. If the interrupt timer causes an interrupt just before a byte is received by the UART but returns in time for the next byte to be received, the easiest way to assure that the cassette read routine does not drop a byte is to set the timing of the interrupt oscillator to at least twice as fast as the transmission rate of the UART. This greatly reduces chances of losing a byte.

An alternate approach is to have even more hardware that forces the interrupt timer to timeout and return control to the program awaiting the data transfer operation when the incoming data is present. A third way involves the use of direct memory access (DMA) capability, in which the external controller reads the UART and deposits the data directly into memory. With this approach, the calling program need only initialize the external registers and go into a wait state until the transfer is complete, allowing the rest of the tasks to

execute normally. This last approach is used on many large systems and constitutes what is called a *channel*.

Managing the System

As you can see, many levels of activity are required to control a multiprogramming system properly. It is also apparent that some minimal hardware is required to prevent one user from obtaining exclusive control of the processor or writing over someone else's program or data. The use of control tables and a standard interrupt routine are also important as a way of letting the interrupt routines and I/O drivers know which task had control of the processor last.

If the user plans to run BASIC software or some other kind of language interpreter, the safety features discussed earlier may be implemented as part of the interpreter. To run a lower-level operating system that allows the user to generate assembler level code will generally require the hardware described in this article, thus safeguarding the system and its users from accidental loss of pro-

grams or data. In general, the use of timed interrupts allows for a fairly even distribution of processor activity, and depending on the cycle time of the host system, between 4 and 12 tasks may be handled without too noticeable a delay in response time. ■

REFERENCES

Abrams, Marshall D, and Stein, Philip G, *Computer Hardware and Software*, Addison-Wesley, Reading MA, 1973.

Davis, William S, *Operating Systems*, Addison-Wesley, Reading, MA, 1977.

Martin, Donald P, *Microcomputer Design*, Martin Research Ltd, Northbrook IL, 1976.

Signetics Data Manual, Signetics Corporation, Sunnyvale CA, 1976.

Struble, George W. *Assembler Language Programming: The IBM System 360 370*, second edition, Addison-Wesley, Reading MA, 1975.

Tanenbaum, Andrew S, *Structured Computer Organization*, Prentice-Hall, Englewood Cliffs NJ, 1976.

Fourth Anniversary Sale from the Originator of the TRS-80® Project

FMG Corporation was formed in 1975 as a software consulting company. For the past 4 years FMG has been developing and introducing new programs designed to increase the versatility of the TRS-80. Last year we introduced the CP/M system, this year we offer the UCSD Pascal system.

PASCAL

UCSD Pascal, the powerful general purpose language system, developed for large and complex systems, is now available for your TRS-80.

The FMG/UCSD Pascal system opens a new generation of value for your TRS-80. Package includes:

- Operating System
 - Screen Editor
 - Z80 Macro Assembler
 - Library
 - Pascal Compiler
 - Utilities and System Reference Book
- Price \$150.00
(Requires 48k System with 2 drives.)
Available without Macro Assembler, Linker and Library

Price \$100.00

FORTRAN Now On Sale!

Comparable to compilers on large mainframes and minicomputers. All of ANSI standard FORTRAN X3.9-1966 is included except COMPLEX data type. Therefore, users may take advantage of the many applications programs already written in FORTRAN. Package includes:

- FORTRAN Compiler
- Macro Assembler (Z80)
- Linker
- Library
- Lib Manager (Not in TRS-DOS version.)

Price \$350.00

For this month only Sale priced at 250.00
Manual \$25.00
(Specify TRS-DOS or TRS-CP/M versions.)

SID Symbolic Instruction Debugger

Symbolic memory reference with built-in assembler/disassembler. SID Diskette and Manual: Price \$125.00

For this Month Only Sale Priced at \$75.00

NEW CP/M Operating System New 1.46 Version

Includes RS-232 and I/O Byte implementation, Editor, Assembler, Debugger and Utilities for 8080 and Z80 Systems. For up to four TRS-80 floppy disks. Package includes:

- CP/M System Diskette 5 1/4"
- CP/M Features and Facilities Manual
- CP/M Editor's Manual
- CP/M Assembler Manual
- CP/M Debugger Manual
- CP/M Interface Guide

Price \$150.00

(Requires 16k and one drive minimum.)
(Set of 5 Manuals \$25.00)
Updates for 1.4 versions owners

\$15.00

MAC Macro Assembler

Compatible with new Intel Macro standard. Complete Guide to Macro applications. MAC Diskette and Manual: Price \$150.00

For this Month Only Sale Priced at \$99.00

TEXTWRITER II

A text formatting program that prints files created by an editing program. Contracts, personalized form letters and other documents can be printed from a stored library of standard paragraphs.



Price: \$130.00

For This Month Only Sale Priced at \$75.00
Manual \$25.00

NEW TRS-80 COMMUNICATOR

RS232 Communication Program allows the TRS-80 to transmit or receive programs or data files. Also makes the TRS-80 into a remote terminal. Requires Radio Shack RS232 and CP/M.

\$25.00

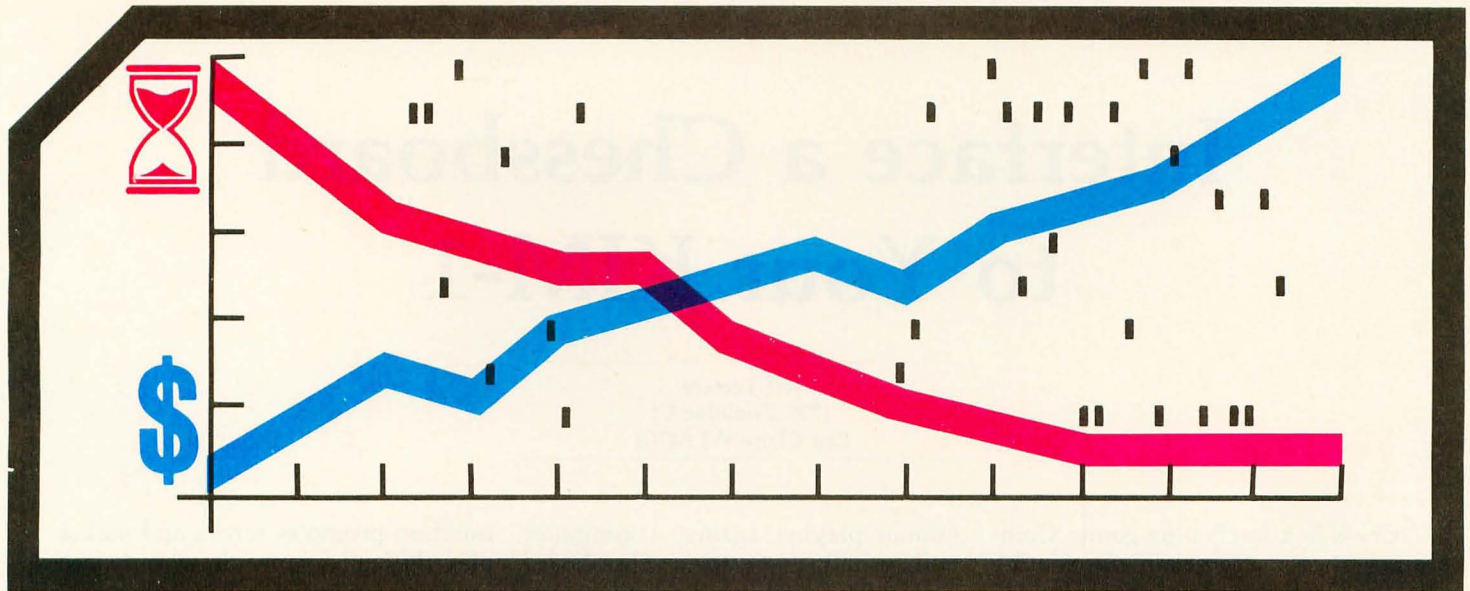
 Call or Write  for Complete Information



A Division of Applied Data Corp
P.O. Box 16020, B9 Fort Worth, Texas 76133 • (817) 294-2510

CP/M is a registered trademark of Digital Research Corporation. TRS-80 is a registered trademark of Radio Shack.

REAL ESTATE SOFTWARE



Business Is Booming Over 240,000 Offices Nationwide And Still Growing!

The Real Estate Market has never been so widespread, profitable and competitive! To beat competition and reduce expensive labor costs, more and more real estate offices are relying upon computers to organize and direct their business transactions.

To meet this growing demand, R.S.I., Inc.™, has developed the most comprehensive Real Estate Software ever that is specially designed to satisfy the needs of all Realtors . . . large or small. The software is easy to use and requires no training.

R.S.I., Inc.™, Real Estate Software is divided into 2 programs, Property Management and Cash Flow Analysis (forthcoming). Each program comes complete with an instruction manual that features screen-by-screen displays.

The Programs run on a DEC station 78 & 88 series, CP/M® operating system type 8080 or Z-80 with 48K of memory, C Basic 2 version 2.03, CRUN 2 version 2.03, 8 inch single or dual density floppy disks, a 132 character printer and CRT terminal with a 24 x 80 screen.

PROPERTY MANAGEMENT SOFTWARE
Comes Complete With a 200 Page Instruction Manual... With 80 Screen-by-Screen Displays for Easy Reference!

Program includes:

- * Operating Statement Report
- * Balance Sheet Report
- * Rent Book Report
- * Management Fees Report
- * Vacancy Report
- * Late Rent Report
- * Check Writing / Check Register
- * Deposit Register
- & much more...

MAIL COUPON OR CALL . . .

TOLL—FREE
(800) 227-3474

**ATTENTION
DEALERS:**

COMPLETE PROPERTY
MANAGEMENT PROGRAM
AVAILABLE FOR:
\$595.00
RETAIL
INCLUDING COMPREHENSIVE
MANUAL FOR EASY USE...
NO NEED FOR TRAINING!

Mail to: **R.S.I.™**
2126 Lombard St. / San Francisco, CA 94123

Check enclosed Bill my Master Charge VISA
Send me your PROPERTY MANAGEMENT software complete with 200 pg. manual for \$595.00 (shipping & insurance included / CA residents add sales tax).

Acct. # _____
Exp. date _____ Signature _____
Name _____
Address _____
City _____ State _____ Zip _____
Telephone _____ (include area code)

DEALERS!... Check here and attach business card to coupon for complete details on all R.S.I.™ Software and merchandising support!!

R.S.I.™'s Software systems for the Real Estate market can be profitable for you. Inquire today for full details on Real Estate Software programs. Circle 323 on inquiry card.

Interface a Chessboard to Your KIM-1

Jeff Teeters
1720 Coolidge Ct
Eau Claire WI 54701

Chess is a fascinating game. Computer chess is especially fascinating because the complex analysis which determines each move is performed by a machine instead of a human. Computer chess offers an excellent way to demonstrate the power and versatility of personal computers.

Most computer chess systems are unable to "see" a chessboard. A

human playing against a computer will usually set up a chessboard beside the computer, and the moves will be communicated to and from the machine through the use of a keyboard and a display in some type of abstract notation.

Keyboard entry of moves is undesirable. It is inconvenient, error prone, and inelegant. The abstract

notation promotes errors and makes play difficult for people who do not know the notation system. Furthermore, errors may not be detected until many intervening moves have occurred.

An ideal chess-playing system would contain a digital television camera to observe the board and a mechanical arm to move the pieces. [A mechanical arm designed for exactly this application was described in the article "A Hobbyist Robot Arm," by Keith Baxter and Timothy Daly in the February 1979 BYTE, page 84...RSS] A less costly alternative is to construct a chessboard which can electronically communicate with the computer. The computer may then "look" at the board position through its I/O (input/output) ports. A means of indicating the computer's moves on the chessboard itself may also be provided.

In the system that I have constructed, the user makes his move on the electronic chessboard, instead of typing each move on a keyboard. The computer's moves are displayed on the chessboard through the use of discrete light emitting diodes (LEDs), arranged in an X,Y coordinate system. The LEDs show the user exactly which chessman the computer wants to move, and to which square. In addition to being aesthetically pleasing, this system makes it impossible to enter your move in-




Photo 1: Two pawns, a White Knight, and a loose rivet are shown on top of the electronic chessboard. One row of 8 light emitting diodes (LEDs) is placed along the left side of the board, and another row is placed along the bottom of the board as seen by the human player. Two LEDs are lit to indicate a single square, using an X,Y axis system. A single large hole is drilled in the center of each square to accept entrance of the rivet which is glued to the bottom of each chessman. The rivet completes an electrical circuit between 2 pieces of wire that run from smaller holes through the large central hole. This switching arrangement allows the computer to detect the presence or absence of a piece at each square of the board. In this prototype, an additional set of 3 wires is seen in each square; these wires remain from an earlier, unsuccessful switching attempt.

About the Author

Jeff Teeters is an undergraduate student at the University of Wisconsin at River Falls where he majors in mathematics.

correctly, and easy to interpret the computer's move. The board is continuously scanned so that even if the user moves the computer's piece incorrectly, the mistake is detected immediately. A speaker is connected to the computer to let unwary users know (by a buzz) when they misinterpret a computer move. This speaker also emits a brief sound when the chess program has decided on a move and when it has been recorded into the computer's internal board representation.

This project is designed for specific use with Peter Jennings's Microchess, running on a KIM-1 with about 0.5 K bytes of extra memory. Implementation on other 6502 based computer systems should be relatively easy since only a few minor software modifications would be needed. The required hardware consists of a chess set, a package of cheap switching diodes, 2 integrated circuits, 16 discrete LEDs and 32 copper rivets.

The chessboard should have a thin, nonconductive surface that is easy to drill holes through. This surface must be supported by side panels so there is a hollow space of about 2 cm under the board for wiring. I used a cheap plywood chess set that is designed to fold into a storage box for the chessmen. The copper rivets should be small in diameter, about 12 mm long, and have a flat top. The ones that I used were size 9 rivets manufactured by the Tower Corporation of Madison IN.

System Concepts

KIM-1 Microchess uses an internal board-status table to keep track of the whereabouts of the chessmen. This table contains 32 square numbers which indicate the position of the 32 pieces. It is important to realize that Microchess generates moves solely on the basis of what is in that table, and not how it was placed there. My plan of attack was simple. I had only to wire a chessboard to the computer and write an interface program that would translate moves on the chessboard into changes in the table. Since this program will be needed only when moves are physically being made, it can be called from Microchess and used in place of the *Microchess* keyboard I/O (input/output) routines. After the user has finished moving, control can be




Photo 2: The bottom of the chessboard. The switching diodes and connecting wires are soldered directly to the wire contacts in the central holes. The 2 integrated circuits are type SN74154 decoder/demultiplexers. Note the tips of rivets protruding through some of the holes.

transferred back to Microchess to compute the machine's next move.

The Microchess to chessboard interface program is logically straightforward. If no move is being made, the table should be an accurate representation of the board. A move is detected when the table does not correctly represent the current board position. If an empty square appears on the board where the table indicates that a chessman resides, then the user has just picked up that man. If the table shows an unoccupied square which the board indicates is occupied, a chessman has just been set down in that square. A move is constituted by the user picking up a man and setting it down in some other location. A capture is completed by picking up 2 men and setting 1 down in the space formerly occupied by the other. Because the Microchess table is updated each time a simple move or capture is made, the table always gives an accurate representation of the current board position.

Hardware Details

Note that the chessboard interface program can keep track of the moves that are made simply by knowing if individual squares are occupied by a piece or are empty. The circuit which




Photo 3: The complete chessplaying system. The completed electronic chessboard stands in the foreground. The chessboard and the sound-effect speaker are connected to the KIM-1 computer residing in the suitcase in the background.

provides this information to the computer is illustrated in figure 1. For purposes of square identification, the chessboard is conceptually cut in half. The 2 pieces are placed logically end to end, forming an arrangement




250/750

BREAKING THE SOUND BARRIER

ROBERT TINNEY

September 1977



250/750

THE TRAP DOOR

ROBERT TINNEY

March 1979

Byte Cover Prints -- Limited Editions.

The September '77 and March '79 covers of BYTE are now each available as a limited edition art print, personally signed and numbered by the artist, Robert Tinney.

These prints are strictly limited to a quantity of 750 for each cover, and no other editions, of any size, will ever be published. Each print is 18" x 22", printed on quality, coated stock, and signed and numbered in pencil at bottom.

The price of each print is \$25. This includes 1) a signed and numbered print; 2) a Certificate of Authenticity, also signed personally by the artist and witnessed, attesting to the number of the edition (750), and the destruction of the printing plates; and 3) first class shipment in a heavy-duty mailing tube.

To order your limited edition art print, fill out and mail the order form below.

Send me _____ "Breaking the Sound Barrier" prints at \$25 each, and _____ "Trap Door" prints at \$25 each. I understand this price includes Certificate of Authenticity and first class shipment.

- I have enclosed check or money order to Robert Tinney Graphics.
- Charge this to my Master Charge or Visa

Card # _____ Expires: _____

Ship my print(s) to:

Name _____

Address _____

City _____ State _____ Zip _____

Send order to:

robert tinney graphics

P.O. Box 45047 • Baton Rouge, LA 70895



CCS has everything to expand your Apple II*

Friendly Frankie's roadside Apple II stand has plenty to whet your appetite for expansion. So, if you're ready to have your Apple II computer interface with the outside world, wheel around to Frankie's stand today.

Expand to your heart's content with our full range of delicious

accessories, including: prom modules, asynchronous and synchronous serial interfaces, arithmetic processors, programmable timers, parallel interfaces, A/D converters, and Apple II compatible boards galore.

Let Frankie connect your Apple II to the rest of the world

faster, and for a lot less bucks.

For all the mouth-watering details, contact our northern California headquarters or your local roadside computer store. If Frankie's out, ask for Dennis or Jerry. They'll be glad to help you.

*Apple II is a registered trademark of Apple Computers, Inc.

FRIENDLY FRANKIE'S FRESH APPLES

A/D
CONVERTER
\$149⁹⁵

PROM
MODULE
\$79⁹⁵

SERIAL
INTERFACE
\$159⁹⁵

PROGRAMMABLE
TIMER
\$159⁹⁵

PARALLEL
INTERFACE
\$119⁹⁵

ARITHMETIC
PROCESSOR
\$399⁹⁵



California Computer Systems

309 Laurelwood Road, Santa Clara, CA 95050, (408) 988-1620

So Nobody Goes Away Mad.

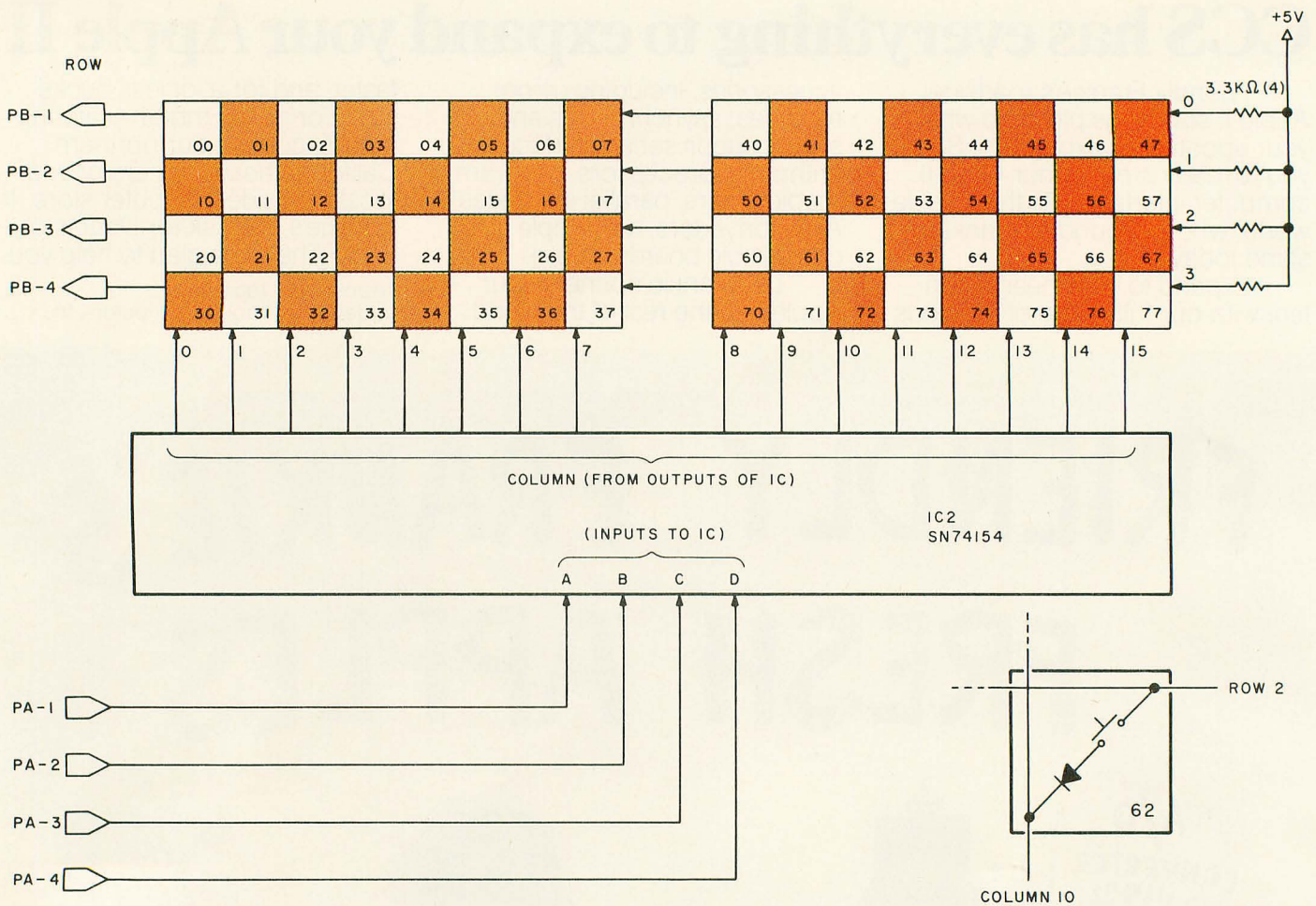


Figure 1: Circuit which determines whether or not a given square is occupied. The chessboard is conceptually cut in half. It is placed so that the squares form a 4 by 16 matrix. For each square, a diode and a switch are wired in series between the appropriate row and column lines. A closed switch indicates an occupied square; an open switch indicates an empty square.

of 4 rows and 16 columns. A diode matrix allows the hardware to identify the individual squares.

The integrated circuit in figure 1 is a type SN74154 4 to 16 line decoder/demultiplexer. The 4 input lines to the device are connected to the KIM-1 I/O port A. Each of the 16 output lines is linked to a column in the matrix. This portion of the circuit allows the KIM-1 to select 4 squares out of the total of 64. The 4 rows of the matrix are connected to the I/O port B. Row and column addressing allows scanning of a single square. Each square of the chessboard has a switch. A closed switch indicates that the square has a piece on it; an open switch shows that the square is empty.

To determine whether or not a piece is on a particular square, the interface program first selects the column by sending the correct binary

code to the 4 input lines on the SN74154. This brings 1 of the 16 output lines low, while the diodes keep the rest high. If the switch is closed (ie: a piece is on the square), then the corresponding row-line will be pulled low and the matching port-B data register bit will be a 0. Thus, by selecting the column through port A and testing the row bits in port B, it is possible to determine the status of every square on the board.

Switch Experimentation

Now for the hard part: what can be used as a switch? The actual mechanical operation remains the only unresolved detail. All that is needed is some means of closing the switch whenever a piece is set down, and opening it when one is picked up. There are several ways to accomplish this—some of which are better than others.

In my first attempt I put aluminum foil on the bottom of the pieces and used simple wire contacts on top of the board. I punched 6 holes into each square using a large needle to form the corners of 2 concentric, equilateral triangles. Three strands of wire were looped through the holes forming 3 symmetric contacts (see figure 2a). The third contact was used only to balance the pieces.

The concept is simple. The piece is set on top of the wire contacts and the aluminum foil makes the necessary connection. Unfortunately it didn't work. The contacts were not sufficiently stable, and the slightest vibration rocked the pieces, leading the program to believe that the user was trying to move 5 or 10 pieces at once.

That problem might have been solved by mounting magnets on the pieces and using a chessboard with a nonconductive magnetic surface.

I've finally found a personal computer I respect.

It's not surprising that professionals get excited about the CompuColor II. It's a totally-integrated 8080A system with full color graphics display, built-in 51K mini-disk drive, and the best cost performance ratio available in a personal computer.

The complete system is only \$1595.* And that price includes 8K user RAM, RS-232C compatibility and random access file capabilities.

Our 8 foreground and background colors will boost your comprehension, while introducing you to an exciting new dimension in BASIC programming. The vector graphics have 16,484 individually-accessible plot blocks. And the 13" diagonal measure screen gives you 32 lines of 64 ASCII characters. You also have the flexibility that comes with 16K Extended Disk BASIC ROM.

CompuColor II offers a number of other options and accessories, like a second disk drive and expanded keyboard, as well as expandability to 32K of user RAM. Of course we also have a whole library of low-cost Sof-Disk™ programs, including an assembler and text editor.

Visit your nearest computer store for details. And while you're there, do some comparison testing. With all due respect to the others, once you see it, you'll be sold on the CompuColor II.



Unretouched photo of screen
* U.S. Domestic price

CompuColor Corporation Post Office Box 569 Norcross, Georgia 30071 Telephone 404/449-5996

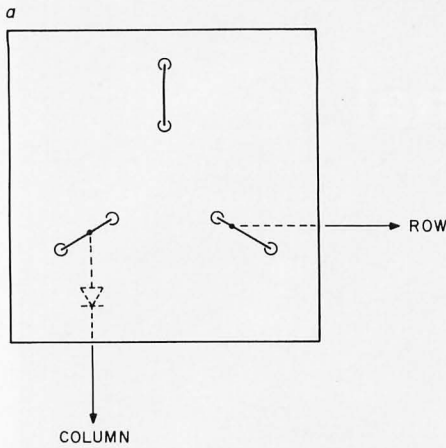


Figure 2a: The first attempt to form a switch for the squares. Three symmetric contacts on top of each square were made by looping bare wire through holes in the board. Two of the contacts were wired to the row and column lines on the back side of the board. (The third wire was simply to balance the piece upright.) The pieces had aluminum foil glued to their bottoms. When such a chessman was set down on the contacts, electrical continuity was achieved. Unfortunately, vibration caused intermittent contact and confused the computer.

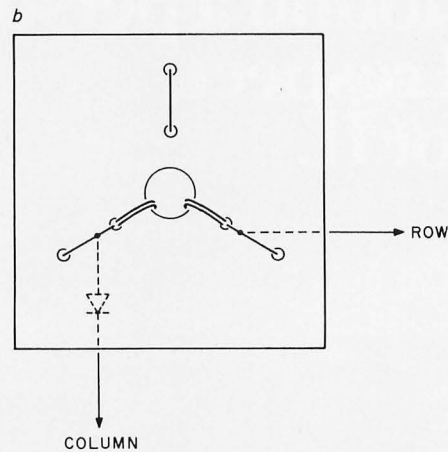


Figure 2b: The second attempt to form a square switch. This attempt was successful. Copper rivets were glued to the bottom of the chessmen. A large hole was drilled in the center of each square to receive the rivet. Two wires were looped through the large central hole from 2 smaller holes (left over from the first switch attempt). The rivet closes the electrical circuit.

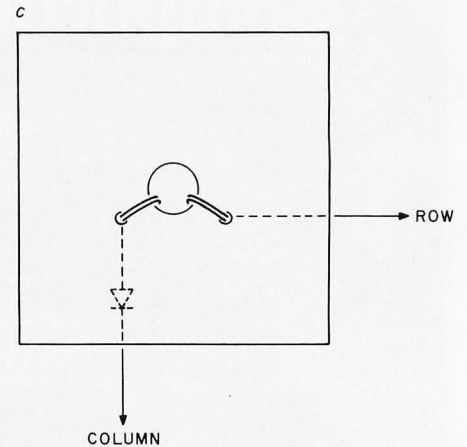


Figure 2c: Illustration of the appearance of a square which uses rivet switches, and which previously did not have other methods installed in it. The reader may do it correctly the first time.

Another possibility would be to eliminate wire contacts entirely and use reed switches or some type of photocell. Unfortunately, one such device must be mounted under each square, necessitating a total of 64 devices. Although they would have undoubtedly worked, 64 photocells or reed switches would have cost more than I was willing to spend on the project.

Switch Success

I eventually figured out a contact method that was both cheap and reliable. I drilled a small hole in the center of each square, just large enough to slide in a copper rivet. Two strands of bare copper wire from 2 of the inner contact holes used in my first attempt were looped through the larger central hole forming 2 contacts inside of the hole (see figure 2b). The felt on the bottom of the pieces was peeled off and the tapered copper rivets were glued onto the metal weight underneath the felt with an instant bonding adhesive.

I have found that these contacts work quite well. The tapered copper rivets slide easily in and out of the hole, while slight pressure from the sides of the hole forces the rivet to make good contact with the copper

wire. The pieces remain intact and the electrical contacts remain solid, even when the chessboard is held upside down and shaken gently. Of course when you wire your chessboard, you should leave out the 3 symmetric wires that I tried on my first version. Only the 2 strands which were looped through the rivet hole need to be installed (see figure 2c).

Hardware for Computer Output

The LEDs are wired according to figure 3. The integrated circuit is another 4 to 16 line decoder whose 4 inputs are connected to the I/O ports. Note that decoder outputs 0 thru 7 are connected sequentially to the rank—indicating (Y axis) LEDs with the 0-bit output being connected to the uppermost LED. Likewise, the file—indicating (X axis) LEDs are connected left to right with outputs 8 thru 15. The chip-enable line is connected to I/O port pin PB0 so that the LEDs can be turned off while Microchess is computing a move.

Mounting of the LEDs on the sides of the chessboard is relatively straightforward. I used a large needle to punch the holes for the leads prior to insertion. Glue can be used to hold them in place. Be sure to orient the chessboard so that a white square is

in the lower right-hand corner of the side facing the human player. This means that the 2 rows of LEDs installed on the left side and bottom of the board will meet at a corner containing a black square.

The speaker is connected to output port pin PA0 in the manner described in the *KIM-1 User's Manual* on page 57. See figure 4 for an illustration of the I/O port connections.

Software

The necessary modifications to Microchess are shown in listing 1. The Microchess to chessboard interface program with source and object listing is given in listing 2. Although I used a nonstandard meta-assembler, most of the mnemonics are similar to, if not the same as, the MOS Technology standard mnemonics. The listings are fairly well documented.

There are, however, some general concepts that may be difficult to deduce from the listings. The workhorse of the chessboard interface program is subroutine GET-MOVE. GET-MOVE calls the KIM monitor routine GETKEY before doing anything else, in order to see if the user has pressed the DA key (which is used when setting up a new position) or the PC key (which clears

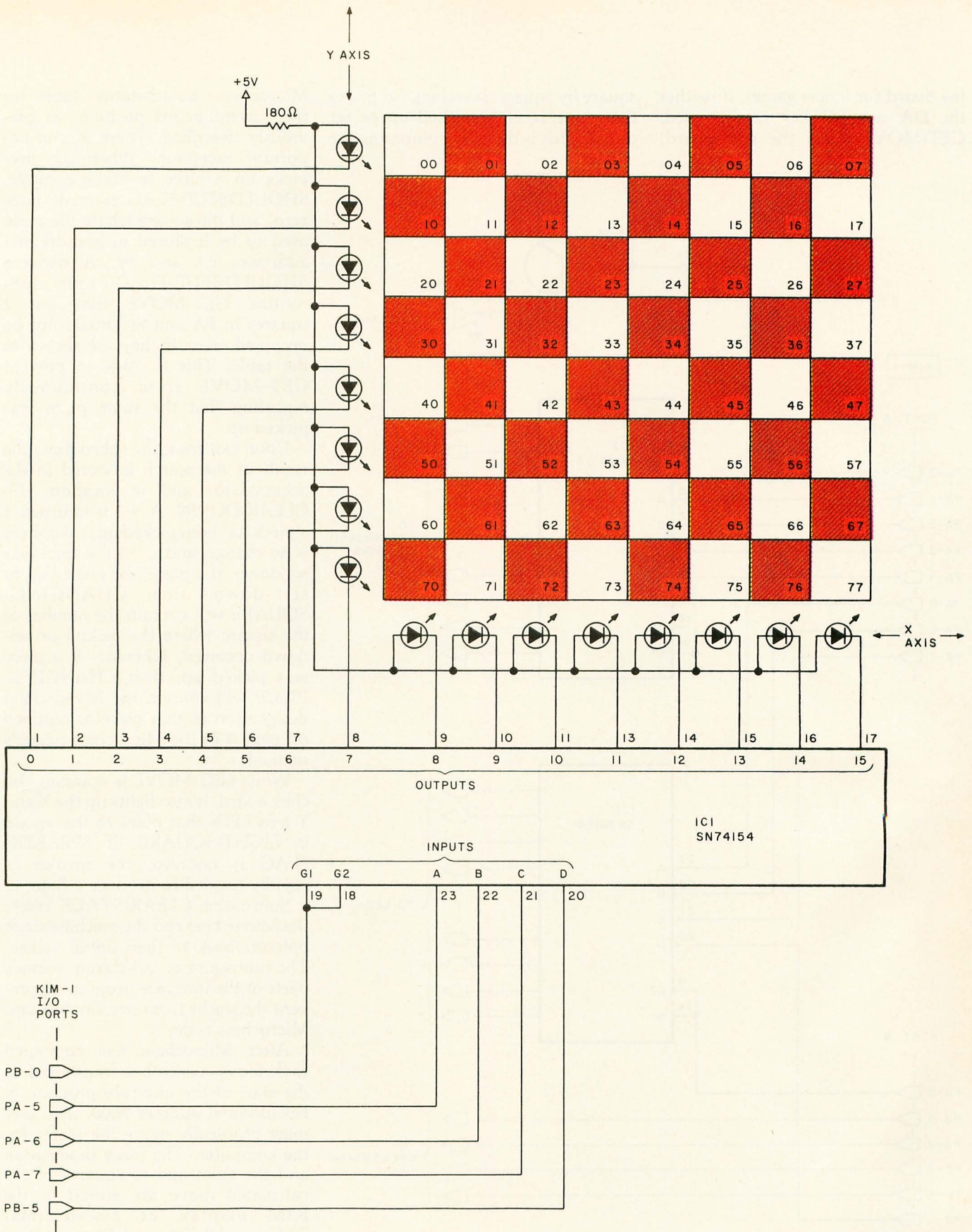


Figure 3: Circuit for lighting the light emitting diodes (LEDs) that indicate the computer's move. The computer moves as follows. The program lights the X and Y axis LEDs which together indicate the single square on which the piece to be moved resides. The person picks up the indicated piece. After the user picks up the piece, different LEDs light up that point to the square to which the piece is to be moved. The person then places the chessman as indicated. A mistake causes the computer to emit a characteristic sound. The chip-enable line of IC1 is connected to I/O (input/output) port pin PB 0 so that the LEDs may be turned off while the chess program is computing its next move.

the board for a new game). If neither the DA nor PC key is depressed, GET-MOVE scans the chessboard,

square by square, searching for pieces that were recently picked up or set down. This is done by comparing the

Microchess board-status table to the current board position, as previously described. There is one important exception. When the user picks up a piece to make a move, SHOUDBEUP-FLAG is made non-zero, and the square where the piece used to be is stored in hexadecimal addresses FA and F9. A nonzero SHOUDBEUP-FLAG tells subroutine GET-MOVE that the 2 squares in FA and F9 should not be occupied, even if they are shown in the table. This is done to prevent GET-MOVE from continuously reporting that the same piece was picked up.

Upon exit from the subroutine, the result of the search is stored in the accumulator and in location UP-CLEAR-DOWN. A +1 is returned if a piece has been picked up, a 0 if there is no change, and a -1 if a piece was set down. If a piece was picked up or set down, then CHANGING-SQUARE will contain the number of the square where the pickup or set-down occurred. Likewise, if a piece was picked up, then CHANGING-PIECE will contain the hexadecimal designation of that piece as outlined on page 3 of the Microchess player's manual.

While GET-MOVE is scanning the chessboard, it also lights up the X and Y axis LEDs that point to the square in LIGHT-SQUARE. If SPEAKER-FLAG is nonzero, the speaker is rapidly toggled to produce a hum.

Subroutine CLEAR-STACK resets the Microchess and the machine stack pointers back to their initial values. The subroutine is called from various parts of the interface program to prevent the stacks from overflowing into Microchess code.

After Microchess has computed each move, control is transferred to the start of the interface program at hexadecimal address 2000. The user must physically move the pieces for the computer. The piece designation and the from and to squares of the calculated move are stored in the KIM display at hexadecimal addresses FB, FA, and F9 respectively.

Because of the no-operation instructions inserted at address 03E1, the move has not been recorded in the board-status table. Addresses 2000 through 2040 of listing 2 contain code

Text continued on page 46

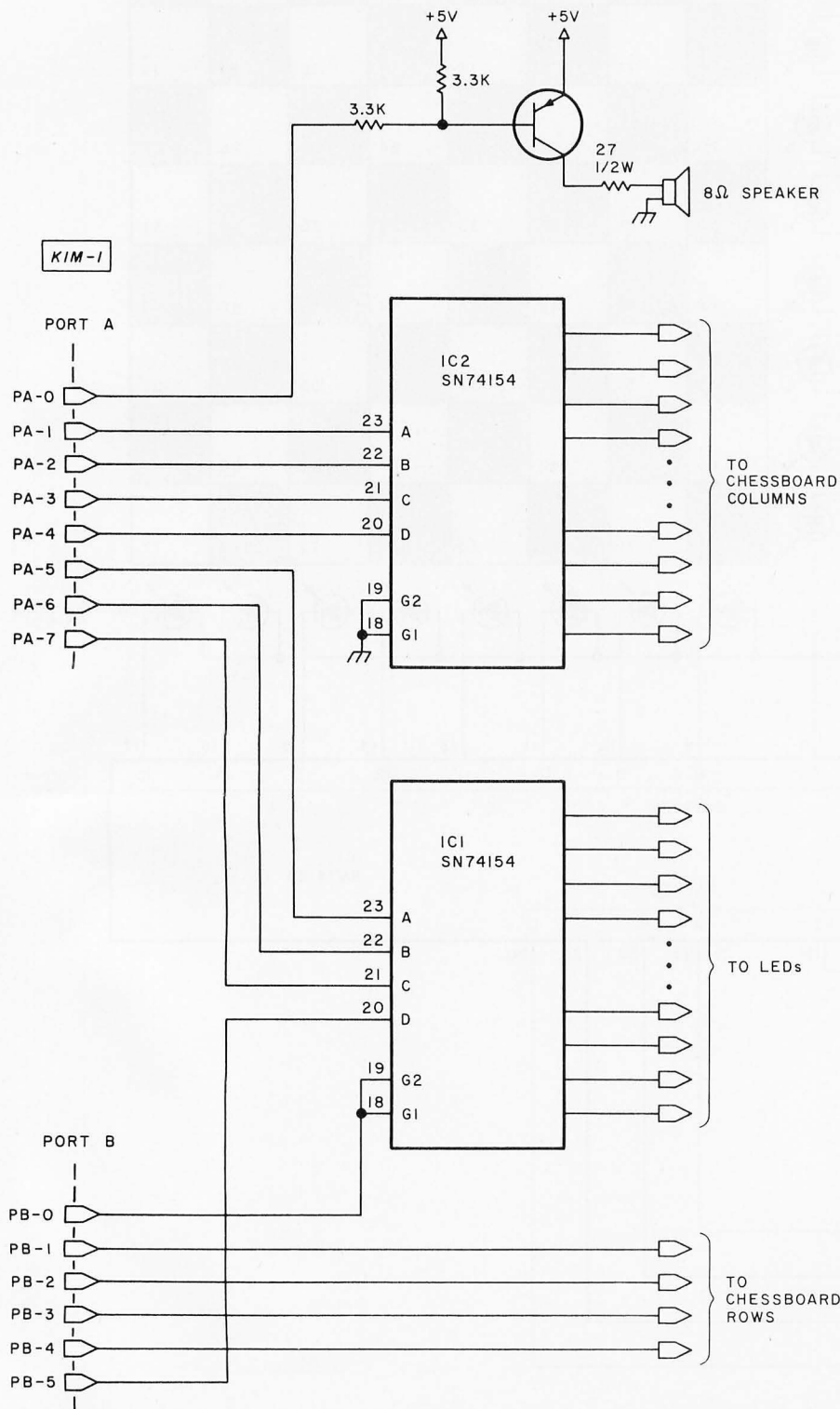




Figure 4: Schematic diagram of chessboard input connections for the KIM-1. If the speaker is built into the chessboard, a 16 conductor cable is required to connect the board to the KIM-1 application connector. Thirteen conductors control the chessboard and light emitting diodes; 3 are needed for speaker, ground, and +5 V supply. The cable should be of sufficient length that the chessboard may be set in a convenient position for game playing.

2¢ a byte!



MM16K/\$349 = 2.1¢

MM24K/\$499 = 2¢

SR16K/\$299 = 1.8¢

SR32K/\$649 = 2¢

Now you can afford to sink your teeth into some big, feature-packed static memories. Because George Morrow's ultra-efficient designs have brought S-100 memory down to 2¢ a byte.

Introducing Morrow's new "MemoryMaster" Bank Select Logic memories, the top of the SuperRam™ line.

The SuperRam™ MemoryMaster 16K Static may be the most sophisticated S-100 memory at any price. The MM16K is switch-programmable to write-protect any of the four 4K blocks ... or to open invisible 1K "windows" to accommodate VDM's or disk controllers. An on-board I/O device and jumper block allow you to use the memory-extending Bank Select Logic features of your software.

Yet, the SuperRam™ MemoryMaster 16K kit is just 2.1¢ a byte at \$349. Assembled and tested, \$399.

The SuperRam™ MemoryMaster is also available in 24K configuration: 3 individually write-protectable 8K blocks with Bank Select Logic capability. MM24K Kit, \$499. Assembled and tested, \$549.

Or, get your memory at a rock-bottom 1.8¢ a byte with the SuperRam™ 16K Static. It gives you 4 individual 4K blocks ... plus the ability to switch-enable the Phantom Line for power-up sequencing. Kit, \$299. Assembled and tested, \$349.

But if you really need a big helping of memory, the SuperRam™ 32K Static serves up two individual 16K blocks for 2¢ a byte: \$649 in kit. Assembled and tested, \$699.

Whichever Morrow memory suits your taste, it will run perfectly in 2 MHz 8080, 4 MHz Z-80 or 5 MHz 8085 systems. And meets the Proposed IEEE S-100 Standard.

2¢ a byte! That's food for thought. And they're ready to take out at your local computer shop. Or if not, we deliver. Write Thinker Toys™, 5221 Central Ave., Richmond CA 94804. Or call 415-524-2101 (10-4 Pacific Time any weekday).




Morrow Designs

Thinker Toys™

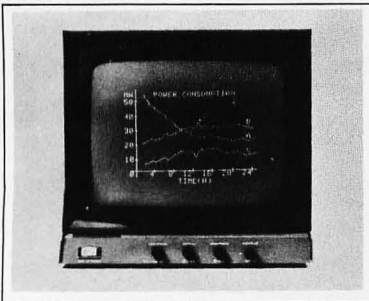

matrox microprocessor displays

ALTR-2480



ALT-256

ALT-512



S100 BUS

Standard TV Monitor Controllers

ALPHANUMERICS: Transparent Memory insures clean video while leaving CPU free to perform other tasks. 24 x 80 or 2 pages 24 x 40. 96 ASCII characters with descenders plus 32 graphics symbols. Normal/inverse video and blink available on a per character basis.

GRAPHICS: 256 x 256 high resolution monochrome self-contained graphics display and a software controlled ALT-512 provides 512 horizontal x 256 vertical or two 256 x 256 images allowing grey scale or high speed animation. X-Y addressing of memory located in I/O area allows CPU maximum work space.

COMBINED: The ALT-256 and ALT-512 graphics boards allow easy connection to the ALTR-2480 providing full alpha/graph capability on two cards.

Matrox offers a highly diversified selection of modules and PC boards allowing customers to solve display problems rapidly and cost effectively. These ready to use sub-systems are available off the shelf in self-contained module, for any uP, or on PC boards, bus compatible with DEC LSI-11, PDP-11, Mostek/Prolog STD, Intel/NSC SBC Multibus, Motorola Exorciser, Custom Designs as well as the MTXA1 & MTXB1. Alpha chips - the single chip keyboard & display controllers - give Matrox the most extensive display capability in the industry.

matrox electronic systems

The Visible Solutions Company

5800 ANDOVER AVENUE, T.M.R., MONTREAL, QUE. H4T 1H4
TEL: (514) 735-1182 TELE: 05-825651
U.S. ONLY, TRIMEX BUILDING, MOORE'S, N.Y. 12958

Listing 1: Modifications which were made to Peter Jennings' KIM-1 Microchess program to allow for the use of the electronic chessboard. Change the specified locations in memory with the KIM monitor.

Address (Hexadecimal)	New Code (Hexadecimal)	Comments
0008	A9 FF	Set up Port A-DDR
000A	8D 01 17	
000D	A9 21	Set up Port B-DDR
000F	8D 03 17	
0012	4C 00 20	Jump to interface program
0033	00	Toggle, must be -1 or zero
003F	60	Return from CLDSP
00B7	02 04	MASK-TABLE (used to read row)
00B9	08 10	Return from DISP
01AC	60	Use SQUARE for flag
03A7	B1	Don't record move
03E1	EA EA EA	Show all FFs
03E9	20 39 00	(Concede defeat)
03EC	4C 00 00	

Listing 2: The Microchess to chessboard interface routine, a sort of chessboard device handler program. This listing is the output of an assembly with both source and hexadecimal object code shown. It is written in a nonstandard assembly language of the author's own design, although most of the mnemonics are similar to the MOS Technology standard mnemonics.

```

0000      !SET BIGC;ORG 2000;
2000      ! COMMENT *** KIM-1 MICROCHESS TO CHESSBOARD INTERFACE ***
2000      !                                     PROGRAM. WRITTEN BY JEFF TEETERS. 9/8/78
2000      !
2000      !DEFINE .BOARD=50,                % ADDRESS OF PIECE TABLE
2000      ! .BD-1=4F,                      % .BOARD LESS ONE
2000      ! .BK=60,                        % ADDRESS OF USERS PIECES
2000      ! .SP2=B2,                       % MICROCHESS STACK POINTER
2000      ! .SQUARE=B1,                   % TO SQUARE USED BY MOVE
2000      ! CHANGING-SQUARE=27,           % RETURNED BY GET-MOVE
2000      ! CHANGING-PIECE=28,           % PIECE PICKED UP AT CH-SQR
2000      ! CLDSP=3900,                   % CLEAR DISPLAY
2000      ! CLEAR-BOARD=1800,             % SET UP NEW GAME
2000      ! COUNT-FLAG=29,                % SET WHEN COUNTING DOWN
2000      ! DISP=9D01,                    % DISPLAY PIECE NAME IN FB
2000      ! FLASH-DISPLAY=1F1F,          % KIM MONITOR ROUTINE
2000      ! FROM-SQUARE=2A,              % USED WHEN UNMOVING CAPTURE
2000      ! GETKEY=6A1F,                  % KIM MONITOR ROUTINE
2000      ! GO=A203,                       % ADDRESS OF CHESS PROGRAM
2000      ! LIGHT-SQUARE=2B,              % SQUARE LIGHTED BY LEUS
2000      ! MASK-TABLE=B7,                % USED TO READ ROW
2000      ! MOVE=4B03,                     % ROUTINE TO UPDATE .BOARD
2000      ! PORT-LIGHT=2C,                % USED TO BUILD IO PORT
2000      ! PORT-SQUARE=2D,              % " "
2000      ! PORT-A=0017,                  % KIM-1 I/O PORT
2000      ! PORT-B=0217,                  % " "
2000      ! RANDOMN=0417,                 % KIM-1 INTERVAL TIMER
2000      ! REVERSE=B202,                 % ROUTINE TO EXCHANGE SIDES
2000      ! SPEAKER-FLAG=2E,              % =1,GET-MOVE GENERATES TONE
2000      ! SHOULDBEUP-FLAG=2F,          % =1,SQUARES IN FA & F9 UP
2000      ! SWITCH-FLAG=30,               % SET IN EXCHANGE
2000      ! TCHANGING-PIECE=31,           % TEMPORARY CHANGING PIECE
2000      ! TCHANGING-SQUARE=32,         % TEMPORARY CHANGING-SQUARE
2000      ! TEMP=F3,                       % TEMPORARY STORAGE LOCATION
2000      ! TOGGLE=33,                     % ALTERNATELY LIGHTS FA & F9
2000      ! UP-CLEAR-DOWN=34,            % TEMPORARY UP-CLEAR-DOWN
2000      ! UMOVE=3103,                   % ROUTINE TO UNMAKE MOVE
2000      ! UP-CLEAR-DOWN=35,             % STATUS OF CHANGING-SQUARE
2000      ! "+"=12,                        % RETURN VALUE OF PLUS KEY
2000      !
2000      !
2000      !XXXXXXXXXXXXXXXXXXXXXXXXXXXXXXXXXXXXXXXXXXXXXXXXXXXXXXXXXXXXXXXXXXXX
2000      !XXXXXXXXXX USER MOVE COMPUTER PIECE XXXXXXXXXXXX
2000      !XXXXXXXXXXXXXXXXXXXXXXXXXXXXXXXXXXXXXXXXXXXXXXXXXXXXXXXXXXXXXXXXXXXX
2000      !***** PICK THE PIECE UP *****
2000      A9 00      ! LDAN 00          %RESET FLAG
2002      85 2F      ! STA SHOULDBEUP-FLAG
2004      A5 FA      ! LDA FA          %LIGHT "FROM SQUARE"
2006      85 2B      ! STA LIGHT-SQUARE
2008      E6 2E      !PICK-IT-UP: INC SPEAKER-FLAG %SOUND OFF
200A      ! LOOP
    
```



```

200A 20 6B 21 ! JSR GET-MOVE ZWAIT FOR PLAYER TO
200D F0 ! BEQ ZXPICKUP PIECE.
200E FB ! ENDLLOOP
200F 30 F7 ! BMI PICK-IT-UP ZERROR, PIECE SET DOWN
2011 A5 27 ! LDA CHANGING-SQUARE ZIS PIECE PICKED UP
2013 C5 FA ! CMP FA ZXCORRECT ONE?
2015 D0 F1 ! BNE PICK-IT-UP
2017 A6 FB ! LDX FB ZYES, SET TABLE ENTRY
2019 A9 CC ! LDA# CC ZXIO "CC"
201B 95 50 ! STAX .BOARD
201D ! Z***** SET THE PIECE DOWN *****Z
201D A5 F9 ! LDA F9 ZLIGHI TO SQUARE
201F 85 2B ! STA LIGHT-SQUARE
2021 E6 2E !SET-IT-DOWN: INC SPEAKER-FLAG ZMAKE NOISE
2023 ! LOOP
2023 20 6B 21 ! JSR GET-MOVE ZWAIT FOR CHANGES
2026 F0 ! BEQ
2027 FB ! ENDLLOOP
2028 A5 F9 ! LDA F9 ZIS USER MOVEING
202A C5 27 ! CMP CHANGING-SQUARE ZXCORRECT PIECE?
202C D0 F3 ! BNE SET-IT-DOWN
202E A5 35 ! LDA UP-CLEAR-DOWN ZYES
2030 10 08 ! IF NEGATIVE THEN
2032 A6 FB ! LDX FB ZUPDATE TABLE.(PIECE
2034 A5 27 ! LDA CHANGING-SQUARE ZXSET DOWN, MOVE HAS
2036 95 50 ! STAX .BOARD ZXBEEN COMPLETED.)
2038 10 ! BPL
2039 0B ! ELSE
203A A6 2B ! LDX CHANGING-PIECE ZCAPTURED PIECE HAS
203C A9 CC ! LDA# CC ZXBEEN PICKED UP...
203E 95 50 ! STAX .BOARD ZXUPDATE TABLE AND
2040 30 DF ! BMI SET-IT-DOWN ZXWAIT FOR SET DOWN.
2042 ! ENDELSE
2042 ! ZXXXXXXXXXXXXXXXXXXXXXXXXXXXXXXXXXXXXXXXXXXXXXXXXXXXXXXXXXXXXXXXXX
2042 ! ZXXXXXXXXXX USER MOVE USER'S PIECE ZXXXXXXXXXX
2042 ! ZXXXXXXXXXXXXXXXXXXXXXXXXXXXXXXXXXXXXXXXXXXXXXXXXXXXXXXXXXXXXXXXXX
2042 E6 2E ! INC SPEAKER-FLAG ZMAKE NOISE
2044 A9 00 !WAIT-FOR-MOVE: LDA# 00 ZCLEAR UP FLAG
2046 85 2F ! STA SHOULDBEUP-FLAG
2048 85 29 !SET-COUNT: STA COUNT-FLAG ZSET COUNT FLAG
204A 20 39 00 !SET-DISPLAY: JSR CLDSP ZCLEAR DISPLAY
204D 20 6B 21 !GET-MOVE1: JSR GET-MOVE
2050 D0 41 ! IF ZERO THEN
2052 ! ZXXXXXXXXXXXXXXXXXXXXXXXXXXXXXXXXXXXXXXXXXXXXXXXXXXXXXXXXXXXXXXXXX
2052 ! ZXXXXXXXXXX NO CHANGE IN BOARD ZXXXXXXXXXX
2052 ! ZXXXXXXXXXXXXXXXXXXXXXXXXXXXXXXXXXXXXXXXXXXXXXXXXXXXXXXXXXXXXXXXXX
2052 ! Z***** CHECK FOR "GO" KEY *****Z
2052 20 6A 1F ! JSR GETKEY
2055 C9 13 ! CMP# 13 Z13=VALUE OF "GO" KEY
2057 F0 17 ! BEQ GO-COUNTDOWN
2059 ! Z***** CHECK FOR "E" KEY *****Z
2059 C9 0E ! CMP# 0E
205B D0 16 ! IF ZERU IHEN ZUSER WANTS TO
205D ! LOOP ZSWITCH SIDES
205D 20 6A 1F ! JSR GETKEY
2060 C9 0E ! CMP# 0E ZDEBOUNCE KEYBOARD
2062 F0 ! BEQ
2063 F9 ! ENDLLOOP
2064 A5 30 ! LDA SWITCH-FLAG ZTOGGLE FLAG
2066 49 FF ! EOR# FF
2068 85 30 ! STA SWITCH-FLAG
206A 20 B2 02 !SWITCH-SIDES: JSR REVERSE ZPERFORM EXCHANGE
206D 20 5D 21 ! JSR CLEAR-STACK
2070 4C 4C 21 !GO-COUNTDOWN: JMP START-COUNTING
2073 ! ENDF
2073 ! Z***** "GO" OR "E" NOT FOUND *****Z
2073 A5 29 ! LDA COUNT-FLAG ZCOUNTING DOWN?
2075 F0 12 ! IF NOTZERO THEN
2077 C6 FB ! DEC FB ZYES.
2079 A5 FB ! LDA FB
207B D0 06 ! IF ZERO THEN
207D 20 5D 21 ! JSR CLEAR-STACK ZPLAY CHESS
2080 4C A2 03 ! JMP GO
2083 ! ENDF
2083 A9 0F ! LDA# 0F ZSTILL COUNTING DOWN,
2085 65 2B ! ADC LIGHT-SQUARE ZXLIGHT NEXT SQUARE.
2087 D0 ! BNE
2088 03 ! ELSE

```

Listing 2 continued on page 46

Multi Variable Task

software system

FAMOS™

MULTI-TASKING DOS:

- 8080/z80
- Device independent file system
- Multi-sessioning/spooling
- Full user accounting
- All files dynamic
- Multi-user file security
- Intersystem communications

\$100 BUS SUPPORT

MVT-BASIC™

MULTI-USER COMPILER

- Powerful file, string I/O
- Chaining . . . parameter passing
- ISAM/sort facilities
- Random, sequential files
- Machine language calls
- Error trapping

HARD DISKS SUPPORTED

MVT-WORDFLOW™

MULTI-USER WORD PROCESSING SYSTEM

- Concurrent data processing
- Automatic field insertion
- Global search/replace
- Library file insertion
- "Cutting & pasting"/block moves
- Full WP printer support
- Multiple printers/concurrent
- Wordwrap/variable line spacing
- All options under user control

IMMEDIATE DELIVERY

AVAILABLE TO MANUFACTURERS/
OEM FOR PRIVATE LABEL
MARKETING



MVT
MICROCOMPUTER
SYSTEMS INC.
9241 Reseda Blvd., Suite 203
Northridge, CA 91324
Phone: (213) 349-9076


```

2089 AD 04 17 !          LDA# RANDOM#           %WAITING FOR MOVE...
208C          !          ENDElse           %%LIGHT RANdOM SQUARE
208C 85 2B !          STA LIGHT-SQUARE
208E A5 FB !          LDA FB
2090 4C 4A 20 !         JMP SET-DISPLAY
2093          !         ENDIF
2093 10 49 !         IF NEGATIVE THEN
2095          !         XXXXXXXXXXXXXXXXXXXXXXXXXXXXXXXXXXXXXXXXXXXX
2095          !         XXXXXXXX NEW PIECE SET DOWN XXXXXXXX
2095          !         XXXXXXXXXXXXXXXXXXXXXXXXXXXXXXXXXXXXXXXXXXXX
2095          !         %***** TAKING BACK CAPTURE? *****%
2095 A5 B2 !          LDA .SP2
2097 C9 CB !          CMp# CB           %UNdOING PREVIOUS
2099 F0 0C !          IF NOTZERO THEN %% CAPTURE?
209B A5 2A !          LDA FROM-SQUARE
209D C5 27 !          CMp CHANGING-SQUARE
209F D0 06 !          IF ZERO THEN
20A1 20 31 03 !         JSR UMOVE % YES.
20A4 4C 4A 20 !         JMP WAIT-FOR-MOVE
20A7          !         ENDIF
20A7          !         ENDIF
20A7          !         %*****USER ADDING NEW PIECE*****%
20A7 20 6A 1F !        JSR GETKEY           %WAIT FOR KEY ENTRY
20AA C9 15 !          CMp# 15           %%OF HEX NAME OR "+"
20AC F0 1C !          IF NOTZERO THEN
20AE C9 12 !          CMp# "+"
20B0 D0 0C !          IF ZERO THEN
20B2 A5 FA !          LDA FA           %FOUND "+", ENTER NEW
20B4 10 97 !          BPL GET-MOVE1 %PIECE INTO TABLE IF
20B6 A6 FB !          LDX FB           %%NOT IN ALREADY
20B8 A5 27 !          LDA CHANGING-SQUARE
20BA 95 50 !          STAX .BOARD
20BC 10 86 !          BPL WAIT-FOR-MOVE
20BE          !          ENDIF
20BE 85 F3 !          STA TEMP           %FOUND HEX DIGIT
20C0 A5 FB !          LDA FB           %%"OR" IT INTO
20C2 0A 0A !          ASL ASL           %%PIECE NAME.
20C4 0A 0A !          ASL ASL
20C6 05 F3 !          ORA TEMP
20C8 85 FB !          STA FB
20CA          !          ENDIF
20CA A5 27 !          LDA CHANGING-SQUARE %BUILD DISPLAY
20CC 85 2B !          STA LIGHT-SQUARE
20CE 85 F9 !          STA F9           %%%F9=SQUARE ON BOARD
20D0 A5 FB !          LDA FB           %PUT PIECE NAME IN
20D2 29 1F !          AND# 1F           %%RANGE
20D4 85 FB !          STA FB           %%%FB=PIECE NAME
20D6 AA !          TAX
20D7 B5 50 !          LDAX .BOARD
20D9 85 FA !          STA FA           %%%FA=TABLE ENTRY
20DB 4C 4D 20 !         JMP GET-MOVE1
20DE          !         ENDIF
20DE          !         XXXXXXXXXXXXXXXXXXXXXXXXXXXXXXXXXXXXXXXXXXXX
20DE          !         XXXXXXXX PIECE PICKED UP XXXXXXXX
20DE          !         XXXXXXXXXXXXXXXXXXXXXXXXXXXXXXXXXXXXXXXXXXXX
20DE          !         %***** USER PLAY WHITE? *****%
20DE A5 B1 !          LDA .SQUARE %SEE IF USER MAKING
20E0 C9 CC !          CMp# CC           %%THE FIRST MOVE.
20E2 D0 05 !          IF ZERO THEN
20E4 E6 B1 !          INC .SQUARE %YES, CHANGE .SQUARE
20E6 4C 6A 20 !         JMP SWITCH-SIDES %%AND EXCHANGE
20E9          !         ENDIF
20E9          !         %***** WAIT FOR CHANGE *****%
20E9 20 5D 21 !        JSR CLEAR-STACK %CLEAR POSSIBLE JUNK
20EC A5 27 !          LDA CHANGING-SQUARE
20EE 85 FA !          STA FA           %DISPLAY SQUARE NUM
20F0 85 F9 !          STA F9
20F2 85 2B !          STA LIGHT-SQUARE
20F4 20 9D 01 !        JSR DISP           %DISPLAY PIECE NAME
20F7 A9 01 !          LDAM 01
20F9 85 2F !          STA SHOULDBEUP-FLAG %SET FLAG
20FB          !          LOOP
20FB 20 6B 21 !        JSR GET-MOVE %AWAIT MOVE2
20FE F0 !          BEQ
20FF FB !          ENDLOOP
2100          !         %***** PIECE SET BACK DOWN *****%
2100 10 11 !         IF NEGATIVE THEN

```

to light the correct LEDs and modify the board-status table as the user completes the computer's move. The speaker sounds briefly after each correct step is completed. If a wrong piece is moved or a piece is set down on a wrong square, the speaker will hum continuously to signal an error.

The logic for interpreting the user's move starts at location 2042. If COUNT-FLAG is 0, the user has not yet moved. Subroutine GET-MOVE is repeatedly called from location 204D in anticipation of the user's move.

If the accumulator is 0 upon return from GET-MOVE, then the board position remains unchanged and the user has not made a move. GETKEY is called to see if the user has depressed either the GO or E key. If the E key is depressed, the Microchess routine REVERSE is called to swap the user and computer entries of the board-status table. After the exchange is completed or if the GO key is depressed, a branch is made to START-COUNTING at hexadecimal address 214C.

Three provisions are made for a delayed return back to Microchess. COUNT-FLAG is made nonzero, a countdown is initiated by setting the display to 0F, and control is then transferred back to address 204D where GET-MOVE is repeatedly called as before.

After each return from GET-MOVE the display is decremented by 1 until it equals 0. This provides an approximate 10 second delay during which the user can make a new move or retract an old one. At the end of the countdown, a branch is made to the Microchess routine GO which calculates the computer's next move.

If the GET-MOVE call at 204D returns a negative value then the user has set down a *new* piece, and control is transferred to address 2095. In an ordinary game of chess, putting a new piece on the board would be considered cheating. I have allowed it here to prevent 2 possible problems.

The first problem is caused by indecisive players who change their minds while in the middle of a move. Suppose such a player picks up 2 chessmen, as if to capture, and then decides to set both down again. When the first man is set down the program will think that the user has completed a capture, modify the board-status

MOVING DATA AT A SNAIL'S PACE BECAUSE YOU'RE FLOPPY BOUND?

Let Corvus Systems put you back in the race!



- For TRS-80†, Apple‡ (including Apple Pascal), S-100 Bus—and now LSI-11.
- Fully compatible hardware/software.
- 10-million byte disk: IMI-7710.
- Proven Winchester technology.
- Z-80 based Corvus disk controller.
- Comprehensive disk diagnostics.
- Up to 4 disks per system.
- System \$5350, add-on disk \$2990.

Corvus offers a complete systems solution to the mass storage problem of micro computers. In a package smaller than a briefcase, we provide an intelligent controller, disk, and personality module. Call or write today for additional information. Get up to speed with Corvus.

Now! CORVUS SPEAKS APPLE™ PASCAL™!



†TRS-80 is a registered trademark of Radio Shack, a Tandy Co.
‡Apple is a registered trademark of APPLE Computers, Inc.

CORVUS SYSTEMS, Inc.

900 S. Winchester Boulevard
San Jose, California 95128
408/246-0461


```

2102 A5 27 ! LDA CHANGING-SQUARE XFROM SQUARE =
2104 C5 FA ! CMP FA X%TO SQUARE?
2106 D0 03 ! IF ZERO THEN
2108 4C 44 20 ! JMP WAIT-FOR-MOVE XYES, NO MOVE MADE.
210B ! ENDF
210B 85 B1 ! STA .SQUARE XNO,
210D 20 4B 03 ! JSR MOVE X%RECORD MOVE,
2110 4C 4C 21 ! JMP START-COUNTING X%AND COUNT DOWN.
2113 ! ENDF
2113 ! XXXXXXXXXXXXXXXXXXXXXXXXXXXXXXXXXXXXXXXXXXXXXXXXXXXXXXXXXXXXXXX
2113 ! XXXXXXXX 2'ND PIECE PICKED UP XXXXXXXX
2113 ! XXXXXXXXXXXXXXXXXXXXXXXXXXXXXXXXXXXXXXXXXXXXXXXXXXXXXXXXXXXXXXX
2113 ! X***** WAIT FOR SET DOWN *****X
2113 A5 27 ! LDA CHANGING-SQUARE
2115 85 F9 ! STA F9 X%F9=TO SQUARE
2117 85 B1 ! STA .SQUARE
2119 ! 2-UP: LOOP
2119 A5 33 ! LDA TOGGLE X%FLASH LIGHTS FOR TO
211B 10 06 ! IF NEGATIVE THEN X%AND FROM SQUARES.
211D A5 FA ! LDA FA
211F E6 33 ! INC TOGGLE
2121 F0 ! BEQ
2122 04 ! ELSE
2123 A5 F9 ! LDA F9
2125 C6 33 ! DEC TOGGLE
2127 ! ENDELSE
2127 85 2B ! STA LIGHT-SQUARE
2129 20 6B 21 ! JSR GET-MOVE X%WAIT FOR SET DOWN
212C F0 ! BEQ
212D EB ! ENDLOOP
212E 10 29 ! IF NEGATIVE IHEN
2130 ! X***** PIECE SET DOWN *****X
2130 A5 27 ! LDA CHANGING-SQUARE
2132 C5 F9 ! CMP F9 X%-S = TO SQUARE?
2134 F0 0C ! IF NOTZERO THEN X%NOPE,
2136 C5 FA ! CMP FA X%= FROM SQUARE?
2138 D0 1F ! BNE ERROR-3 X%NOPE, ERROR
213A A6 F9 ! LDX F9
213C 85 F9 ! STA F9 X%TO & FROM SQUARES
213E 85 B1 ! STA .SQUARE X%REVERSED, SWITCH BACK
2140 86 FA ! STX FA
2142 ! ENDF
2142 A5 FA ! LDA FA X%SAVE FROM SQUARE FOR
2144 85 2A ! STA FROM SQUARE X%USE IF UNDOING MOVE
2146 20 9D 01 ! JSR DISP X%SET .PIECE
2149 20 4B 03 ! JSR MOVE X%RECORD MOVE
214C ! X***** INITIALIZE COUNT DOWN *****X
214C A9 00 ! START-COUNTING: LDA# 00 X%CLEAR FLAG
214E 85 2F ! STA SHOULD BEUP-FLAG
2150 85 2B ! STA LIGHT-SQUARE
2152 A9 0F ! LDA# OF X%LOAD DELAY
2154 E6 2E ! INC SPEAKER-FLAG X%SOUND OFF
2156 4C 4B 20 ! JMP SET-COUNT
2159 ! ENDF
2159 E6 2E ! ERROR-3: INC SPEAKER-FLAG X%SOME TYPE OF ERROR,
215B D0 BC ! BNE 2-UP X%WAIT UNTIL CORRECTED
215D !
215D !
215D !
215D ! SUBROUTINE CLEAR-STACK: X%RESETS BOTH STACK MARKERS
215D 68 A8 68 ! PLA TAY PLA X%STORE RETURN ADDRESS
2160 A2 FF 9A ! LDX# FF TXS X%RESET MACHINE STACK
2163 A2 C8 ! LDX# C8 X%RESET CHESS STACK
2165 86 B2 ! STX .SP2
2167 48 98 48 ! PHA TYA PHA X%SET UP RETURN
216A 60 ! RTS
216B !
216B !
216B ! SUBROUTINE GET-MOVE: X%SCANS CHESSBOARD
216B ! XXXXXXXXXXXXXXXXXXXXXXXXXXXXXXXXXXXXXXXXXXXXXXXXXXXXXXXXXXXXXXX
216B ! XXXXXXXXXXXX CHECK FOR "DA" OR "PC" XXXXXXXXXXXX
216B ! XXXXXXXXXXXXXXXXXXXXXXXXXXXXXXXXXXXXXXXXXXXXXXXXXXXXXXXXXXXXXXX
216B 20 6A 1F ! JSR GETKEY
216E C9 11 ! CMP# 11 X%11="DA" KEY
2170 D0 0B ! IF ZERO THEN
2172 A2 1F ! LDX# 1F X%FOUND "DELETE ALL"

```

table accordingly, and proceed to countdown. During the countdown the second man would pop in and there would be no way to know what it was.

In order to prevent this, each capturing move is saved in the Microchess stack. When a new piece is set down, the stack pointer is checked to see if the previous move was a capture. If it was, and if the location of the new piece corresponds to the square where the capturing piece used to be, then the Microchess routine UMOVE is called to restore the board-status table.

The second problem arises when the user wants to add new pieces to the current board, or set up an entirely new board position. Previously the only way to add new pieces was to stop the chess program and enter the square numbers manually into the board-status table using the KIM-1 monitor. This method is both inconvenient and error prone. The control logic for the "new improved" method occupies hexadecimal addresses 20A7 through 20DE.

After setting the new pieces down, the user simply types the piece name (its numeric designation) into the hexadecimal keyboard. The designation is displayed in FB, the current board-status table entry in FA, and the square where the new piece was set down is stored in F9. If the current table entry is "CC" (indicating that the piece is not currently on the board), the user may enter the piece into the table by pressing the + key.

Interpreting the User's Move

If the original call to GET-MOVE at hexadecimal address 204D returns a positive value, it means that the user has picked up a piece, and control will transfer to address 20DE. If .SQUARE contains "CC", the Microchess board-status table has just been initialized, and the user is making the first move of a new game. The board-status table has been initialized assuming that the user would play Black. A branch may be made to address 206A where the user and computer table entries are exchanged.

After checking to see whether or not the user is playing White, GET-MOVE is again called at hexadecimal address 20FB. If the piece is set down at a new square, the move has been completed and a countdown is started. If, after picking up a piece a

The Paper Tiger.™

At \$995, why settle for less.



The Paper Tiger sets a new standard for low-cost impact printers. More capability. More versatility.

- Eight software-selectable character sizes.
- 80 and 132 column formats.
- Full forms control.
- DotPlot™ graphics option.
- Connects directly to Apple II, TRS-80, and other personal computers.

Plus lots more. For a free brochure, print sample, or the name of the Paper Tiger dealer nearest you, write or call. Integral Data Systems, 14 Tech Circle, Natick, Massachusetts 01760.

Call toll-free 800-343-6412.

In Massachusetts, Alaska, and Hawaii call (617) 237-7610.



Circle 176 on inquiry card.

Integral Data Systems, Inc.


```

2174 A9 CC ! LDAN CC
2176 ! LOOP
2176 95 50 ! STAX .BOARD XFILL PIECE TABLE
2178 CA ! DEX ZXWITH "CC"
2179 10 ! BPL
217A FB ! ENDLLOOP
217B 30 1F ! BMI JMP-TO-MAIN
217D ! ENDIF
217D C9 14 ! CMP# 14 X14="PC" KEY
217F D0 21 ! IF ZERO THEN ZX(PLEASE CLEAR)
2181 20 18 00 ! JSR CLEAR-BOARD XSET UP NEW GAME
2184 85 B1 ! STA .SQUARE XFLAG .SQUARE WITH CC
2186 A9 00 ! LDAN 00 XCLEAR FLAGS
2188 85 2F ! STA SHOULDBEUP-FLAG
218A 85 30 ! STA SWITCH-FLAG
218C ! LOOP XWAIT FOR CLEAR BOARD
218C A5 27 ! LDA CHANGING-SQUARE
218E 85 F9 ! STA F9 XDISPLAY BAD SQUARE
2190 85 FA ! STA FA
2192 85 2B ! STA LIGHT-SQUARE
2194 20 9D 01 ! JSR DISP XDISPLAY PIECE NAME
2197 20 A2 21 ! JSR START-SCAN
219A D0 ! BNE
219B F0 ! ENDLLOOP
219C 20 5D 21 ! JMP-TO-MAIN: JSR CLEAR-STACK XRESET STACK
219F 4C 44 20 ! JMP WAIT-FOR-MOVE
21A2 ! ENDIF
21A2 ! XXXXXXXXXXXXXXXXXXXXXXXXXXXXXXXXXXXXXXXXXXXXXXXXXXXXXXXXXXXXXXX
21A2 ! XXXXXXXXXXXX START SCANNING CHESSBOARD XXXXXXXXXXXX
21A2 ! XXXXXXXXXXXXXXXXXXXXXXXXXXXXXXXXXXXXXXXXXXXXXXXXXXXXXXXXXXXXXXX
21A2 ! X***** SET UP PORT-LIGHT *****X
21A2 A5 30 ! START-SCAN: LDA SWITCH-FLAG XSIDES EXCHANGED?
21A4 F0 07 ! IF NOTZERO THEN
21A6 A5 2B ! LDA LIGHT-SQUARE XYES,
21A8 49 77 ! EORN 77 ZXPL=77-"LIGHT-SQUARE"
21AA 4C ! JMP
21AB AF 21 ! ELSE XNO,
21AD A5 2B ! LDA LIGHT-SQUARE ZXPL="LIGHT-SQUARE"
21AF ! ENDELSE
21AF 85 2C ! STA PORT-LIGHT
21B1 ! X*****INITIALIZE U-C-D & TC-S*****X
21B1 A9 00 ! LDAN 00
21B3 85 35 ! STA UP-CLEAR-DOWN
21B5 ! LOOP
21B5 85 32 ! STA TCHANGING-SQUARE
21B7 ! X*****DO MISCELLANEOUS I/O*****X
21B7 20 1F 1F ! JSR FLASH-DISPLAY XFLASH DISPLAY
21BA A5 2E ! LDA SPEAKER-FLAG
21BC F0 03 ! IF NOTZERO THEN
21BE EE 00 17 ! INC@ PORT-A XTOGGLE SPEAKER
21C1 ! ENDL
21C1 ! XXXXXXXXXXXXXXXXXXXXXXXXXXXXXXXXXXXXXXXXXXXXXXXXXXXXXXXXXXXXXXX
21C1 ! XXXXXXXX IF SHOULDBEUP-FLAG NOT SET XXXXXXXX
21C1 ! XXXXXXXX SEE IF SQUARE IN PIECE TABLEXXXXXXXXXXXX
21C1 ! XXXXXXXXXXXXXXXXXXXXXXXXXXXXXXXXXXXXXXXXXXXXXXXXXXXXXXXXXXXXXXX
21C1 A9 00 ! LDAN 00 XASSUME SQUARE OK
21C3 85 34 ! STA TUP-CLEAR-DOWN
21C5 A5 2F ! LDA SHOULDBEUP-FLAG XIN MIDDLE OF MOVE?
21C7 F0 0A ! IF NOTZERO THEN
21C9 A5 32 ! LDA TCHANGING-SQUAREXYES, IS SQUARE IN
21CB C5 FA ! CMP FA XDISPLAY? IF 50
21CD F0 15 ! BEQ NOT-IN-TABLE XPRETEND THAT ITS
21CF C5 F9 ! CMP F9 XNOT IN PIECE TABLE.
21D1 F0 11 ! BEQ NOT-IN-TABLE
21D3 ! ENDL
21D3 ! X*****SEARCH PIECE TABLE*****X
21D3 A2 1F ! LDAN 1F
21D5 ! LOOP
21D5 B5 50 ! LDAX .BOARD
21D7 C5 32 ! CMP TCHANGING-SQUARE
21D9 D0 06 ! IF ZERO THEN
21DB 86 31 ! STX TCHANGING-PIECE
21DD E6 34 ! INC TUP-CLEAR-DOWN XFOUND SQUARE
21DF D0 05 ! BNE BUILD-PORTS
21E1 ! ENDL
21E1 CA ! DEX
21E2 10 ! BPL

```

player decides to set it down on the same square, the move is ignored.

If the GET-MOVE call at location 20FB reports that a second piece has been picked up, a capture is in progress and control branches to location 2113. FROM-SQUARE is defined as the square from which the first chessman is picked up. Similarly, TO-SQUARE is associated with the chessman that is picked up second. GET-MOVE is again called at hexadecimal address 2129.

If a piece is set down on either the TO or FROM squares then the program assumes that a capture has been made. The Microchess routine MOVE is called to modify the board-status table, and a countdown is initiated.

If a piece is set down on a square other than the FROM or TO square, or if a third piece is picked up, a branch will be made to hexadecimal address 2159, and the speaker will hum to indicate an error.

Using the System

Playing the chessboard-interfaced version of Microchess is easy. Moves are made by physically picking up the pieces and setting them down on a new square, as in a normal game of chess with a human opponent. The only difference is that the opponent (the KIM-1) is unable to pick up a chessman, so you have to move the pieces to the location indicated by the LEDs.

The KIM display will be all 0s and the LEDs will blink from square to square in a semirandom fashion when it is your turn to move. After you move, the KIM display will countdown from 0F, and the Y axis LEDs will blink sequentially from the top to the bottom of the board. During this countdown you have the option to change your move. When the display reaches 0, the machine will begin computing a response, and no moves can be made until it is your turn again.

Operating the System

The interfaced version of Microchess is started at address 0000, just as the unmodified Microchess. The speaker will probably hum. To start a new game, press the PC key. The speaker's sound will cease. Choose the White or Black pieces, and set up the board with your choice



Solve your personal energy crisis. Let VisiCalc™ Power do the work.

With a calculator, pencil and paper you can spend hours planning, projecting, writing, estimating, calculating, revising, erasing and recalculating as you work toward a decision.

Or with VisiCalc and your Apple® II you can explore many more options with a fraction of the time and effort you've spent before.

VisiCalc is a new breed of problem-solving software. Unlike prepackaged software that forces you into a computerized straight jacket, VisiCalc adapts itself to any numerical problem you have. You enter numbers, alphabetic titles and formulas on your keyboard. VisiCalc organizes and displays this information on the screen. You don't have to spend your time programming.

Your energy is better spent using the results than getting them.

Say you're a business manager and want to project your annual sales. Using the calculator, pencil and paper method, you'd lay out 12 months across a sheet and fill in lines and columns of figures on products, outlets, salespeople, etc. You'd calculate by hand the subtotals and summary figures. Then you'd start revising, erasing and recalculating. With VisiCalc, you simply fill in the same figures on an electronic "sheet of paper" and let the computer do the work.

Once your first projection is complete, you're ready to use VisiCalc's unique, powerful recalculation feature. It lets you ask "What if?"; examining new options and planning for contingencies. "What if" sales drop 20 percent in March? Just type in the sales figure. VisiCalc instantly updates all other figures affected by March sales.


Or say you're an engineer working on a design problem and are wondering "What if that oscillation were damped by another 10 percent?" Or you're working on your family's expenses and wonder "What will happen to our entertainment budget if the heating bill goes up 15 percent this winter?" VisiCalc responds instantly to show you all the consequences of any change.

Once you see VisiCalc in action, you'll think of many more uses for its power. Ask your dealer for a demonstration and discover how VisiCalc can help you in your professional work and personal life.

You might find that VisiCalc alone is reason enough to own a personal computer.

VisiCalc is available now for Apple II computers, with versions for other personal computers coming soon. The Apple II version costs just \$99.50 and requires a 32k disk system.

For the name and address of your nearest VisiCalc dealer, call (408) 745-7841 or write to Personal Software, Inc., Dept. B, 592 Weddell Dr., Sunnyvale, CA 94086. If your favorite dealer doesn't already carry Personal Software products, ask him to give us a call.



**PERSONAL
SOFTWARE**

TM-VisiCalc is a trademark of Personal Software, Inc.

*Apple is a registered trademark of Apple Computer, Inc.

Listing 2 continued from page 50:

```

21E3 F1 ! ENDLOOP
21E4 C6 34 !NOT-IN-TABLE: DEC TUP-CLEAR-DOWN X$QUAKE NUI IN .BUARD
21E6 ! XXXXXXXXXXXXXXXXXXXXXXXXXXXXXXXXXXXXXXXXXXXXXXXXXXXXXXXXXXXXXXX
21E6 ! XXXXXXXXXXX BUILD I/O PORTS XXXXXXXXXXX
21E6 ! XXXXXXXXXXXXXXXXXXXXXXXXXXXXXXXXXXXXXXXXXXXXXXXXXXXXXXXXXXXXXXX
21E6 ! X*****SET UP PORT-SQUARE*****X
21E6 A5 30 !BUILD-PORTS: LDA SWITCH-FLAG X$IDES EXCHANGED?
21E8 F0 07 ! IF NOTZERO THEN
21EA A5 32 ! LDA TCHANGING-SQUARE XYES, SET PS TO
21EC 49 77 ! EORN 77 XZ77-"TCH-SQUARE"
21EE 4C ! JMP
21EF F3 21 ! ELSE XNO,
21F1 A5 32 ! LDA TCHANGING-SQUARE XZPS="TCH-SQUARE"
21F3 ! ENDELSE
21F3 85 2D ! STA PORT-SQUARE
21F5 ! X*****PORI-A*****X
21F5 A5 2C ! LDA PORT-LIGHT
21F7 30 04 ! IF POSITIVE THEN
21F9 0A 0A ! ASL ASL XNEGATIVE=X AXIS,
21FB 0A 0A ! ASL ASL XPOSITIVE=Y AXIS.
21FD ! ENDIF
21FD 29 70 ! AND# 70
21FF EE 02 17 ! INC# PORT-B XDISABLE LEDS
2202 0A ! ASL XDOWN I TOGGLE SPEAKER
2203 85 F3 ! STA TEMP
2205 A9 01 ! LDA# 01
2207 2D 00 17 ! AND# PORI-A
220A 05 F3 ! OR# TEMP
220C 8D 00 17 ! STAB# PORT-A XSTORE ALL BUT COLUMN
220F A5 2D ! LDA PORT-SQUARE
2211 29 40 ! AND# 40
2213 4A 4A 4A ! LSR LSR LSR
2216 05 2D ! OR# PORT-SQUARE
2218 29 0F ! AND# 0F
221A 0A ! ASL
221B 0D 00 17 ! OR# PORT-A

```

Listing 2 continued on page 54

of color placed closest to the bottom X axis LEDs. After the chessmen are in place, the display will show all 0s. If you are playing White, make your opening move. If the computer is playing White, press the GO key.

To set up the pieces in a new configuration, or to continue a game that was halted earlier, set the chessboard up with the chessman in their desired position. Start the chess program as described above, but instead of pressing the PC key, press the DA key. Type in the name of each piece using the hexadecimal keyboard as you would when adding a new piece. Start the play by either making a move or by pressing the GO key.

To add a new piece to the board, set the piece on the desired square. The KIM-1 display will show 3 bytes of information. The first byte will be a random piece designation (as described on page 3 of the Microchess player's manual). The second byte is the square that the piece is on, according to the Microchess board-status table. If the piece has been captured, "CC" will be displayed. The third byte is the number of the square



PET TRS-80 CompuColor II

ADD SOUND TO YOUR BASIC PROGRAMS!

Complete system includes hardware with connectors and software that provides all the tools for programming you need to make sound. You get:


- a variety of sample sound effects and musical notes
- directions to easily create your own sounds and tunes
- complete instructions, including sample BASIC subroutines, for adding sound to any program.

Also, **SOUNDWARE SOFTWARE** programs for 8K PET.

SEE YOUR DEALER FOR A DEMONSTRATION.


Suggested Retail:
 PET/TRS-80 \$29.95 CompuColor \$39.95
 CAP Electronics, 1884 Shulman Ave.
 San Jose, CA 95124 (408) 371-4120

PET / TRS-80 / APPLE: Personal Software brings you the finest!




MICROCHESS

The Industry's First
Gold Cassette
Over 50,000 Sold



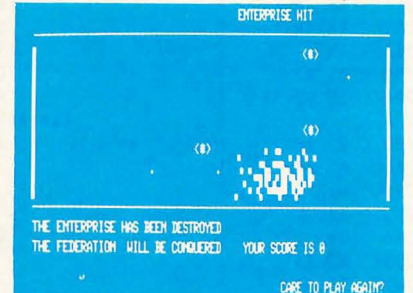
MICROCHESS is the industry's best selling computer game. And no wonder—because MICROCHESS gives you more than just a chessplaying program: A convenient, foolproof set of commands and error checks ... complete instructions in a 5½" by 8½" booklet ... a cassette that's guaranteed to load, with disk versions coming soon ... and several levels of difficulty to challenge you not just once, but time after time. It's available through well over three hundred computer stores and many mail order sources ... always

originating from Personal Software. What's more, every Personal Software product is selected to give you these same benefits of easy availability, reliable cassettes, readable documentation, a carefully thought out user interface ... and most important, continuing challenge and enjoyment, not just once but time after time. If you haven't already, order your own gold cassette: MICROCHESS, by Peter Jennings, for 8K PETs, 16K APPLES, and 4K Level I and II TRS-80s \$19.95




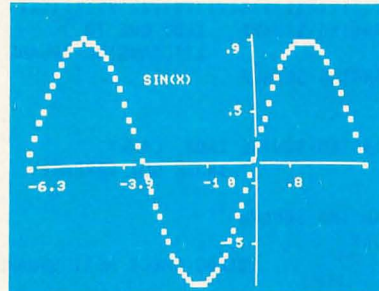
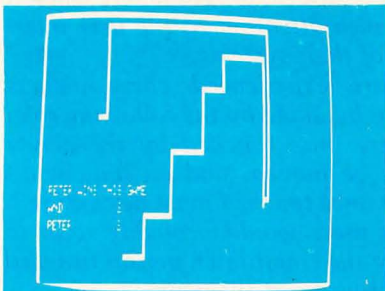
TIME TREK

A Tour De Force
In Real Time Action
Strategy Games



TIME TREK by Brad Templeton for 8K PETs and Joshua Lavinsky for 4K Level I and II TRS-80s adds a dramatic new dimension to the classic Star Trek type strategy game: REAL TIME ACTION! You'll need fast reflexes as well as sharp wits to win in this constantly changing game. Be prepared—the Klingons will fire at you as you move, and will move themselves at the same time, even from quadrant to quadrant—but with practice you can change course and speed, aim and fire in one smooth motion, as fast as you can press the keys. Steer under power around obstacles—evade enemy

shots as they come towards you—lower your shields just long enough to fire your phasers, betting that you can get them back up in time! With nine levels of difficulty, this challenging game is easy to learn, yet takes most users months of play to master. ADD SOUND EFFECTS with a simple two-wire hookup to any audio amplifier; the TRS-80 also produces sound effects directly through the keyboard case, to accompany spectacular graphics explosions! You won't want to miss this memorable version of a favorite computer game \$14.95



BLOCKADE by Ken Anderson for 4K Level I and II TRS-80s is a real time action game for two players, with high speed graphics in machine language. Each player uses four keys to control the direction of a moving wall. Try to force your opponent into a collision without running into a wall yourself! A strategy game at lower speeds, BLOCKADE turns into a tense game of reflexes and coordination at faster rates. Play on a flat or spherical course at any of ten different speeds. You can hear SOUND EFFECTS through a nearby AM radio—expect some razzing if you lose! \$14.95

GRAPHICS PACKAGE by Dan Fylstra for 8K PETs includes programs for the most common 'practical' graphics applications: PLOTTER graphs both functions and data to a resolution of 80 by 50 points, with automatic scaling and labeling of the axes; BARPLOT produces horizontal and vertical, segmented and labeled bar graphs; LETTER displays messages in large block letters, using any alphanumeric or special character on the PET keyboard; and DOODLER can be used to create arbitrary screen patterns and save them on cassette or in a BASIC program \$14.95

ELECTRIC PAINTBRUSH by Ken Anderson for 4K Level I and II TRS-80s: Create dazzling real time graphics displays at speeds far beyond BASIC, by writing 'programs' consisting of simple graphics commands for a machine language interpreter. Commands let you draw lines, turn corners, change white to black, repeat previous steps, or call other programs. The ELECTRIC PAINTBRUSH manual shows you how to create a variety of fascinating artistic patterns including the one pictured. Show your friends some special effects they've never seen on a TV screen! \$14.95

WHERE TO GET IT: Look for the Personal Software™ display rack at your local computer store. For the name and address of the dealer nearest you, call Personal Software at (408) 745-7841. If you don't have a dealer nearby, you can call or mail us your order with your check, money order or VISA/Master Charge card number. For a free catalog, ask your dealer or use the reader service card at the back of this magazine.

PERSONAL SOFTWARE INC.

592 WEDDELL DR. • SUNNYVALE, CA 94086

Listing 2 continued from page 52:

```

221E 8D 00 17 !          STA@ PORT-A          ZOR IN COLUMN
2221          !          Z*****PORI-B*****Z
2221          A5 2C !          LDA PORT-LIGHT
2223          18 !          CLC
2224          69 80 !          ADC# 80          ZTOGGLE PL FLAG BIT
2226          85 2C !          STA PORT-LIGHT
2228          29 80 !          AND# 80
222A          4A 4A !          LSR LSR          ZSET X OR Y AXIS AND
222C          8D 02 17 !          STA@ PORT-B          ZENABLE LEDS
222F          !          ZXXXXXXXXXXXXXXXXXXXXXXXXXXXXXXXXXXXXXXXXX
222F          !          ZXXXXX DID STATUS OF SQUARE CHANGE? ZXXXXX
222F          !          ZXXXXX IF SO RECORD THE CHANGE ZXXXXX
222F          !          ZXXXXXXXXXXXXXXXXXXXXXXXXXXXXXXXXXXXXXXXXX
222F          !          Z*****READ ROW*****Z
222F          A5 2D !          LDA PORT-SQUARE
2231          29 30 !          AND# 30
2233          4A 4A !          LSR LSR
2235          4A 4A !          LSR LSR
2237          AA !          TAX
2238          B5 B7 !          LDAX MASK-TABLE
223A          2D 02 17 !          AND@ PORT-B
223D          !          Z*****CHECK FOR CHANGES*****Z
223D          D0 06 !          IF ZERO THEN
223F          A5 34 !          LDA TUP-CLEAR-DOWN ZSQUARE OCCUPIED...
2241          10 10 !          BPL NEXT-SQUARE ZAND IN TABLE.
2243          30 !          BMI
2244          04 !          ELSE
2245          A5 34 !          LDA TUP-CLEAR-DOWN ZSQUARE EMPTY...
2247          30 0A !          BMI NEXT-SQUARE ZXAND NOT IN TABLE
2249          !          ENDELSE
2249          !          Z*****FOUND A CHANGE, RECORD IT*****Z
2249          85 35 !          STA UP-CLEAR-DOWN
224B          A5 32 !          LDA TCHANGING-SQUARE
224D          85 27 !          STA CHANGING-SQUARE
224F          A5 31 !          LDA TCHANGING-PIECE
2251          85 28 !          STA CHANGING-PIECE
2253          !          ZXXXXXXXXXXXXXXXXXXXXXXXXXXXXXXXXXXXXXXXXX
2253          !          ZXXXXXCHECK NEXT SQUARE OR RETURN IF ALL DONEXXXXX
2253          !          ZXXXXXXXXXXXXXXXXXXXXXXXXXXXXXXXXXXXXXXXXX
2253          E6 32 !NEXT-SQUARE: INC TCHANGING-SQUARE ZADD ONE TO
2255          A9 08 !          LDAN 08          ZXTCHANGING-SQUARE
2257          25 32 !          AND TCHANGING-SQUARE
2259          0A !          ASL
225A          18 !          CLC
225B          65 32 !          ADC TCHANGING-SQUARE ZADD "CARRY"
225D          29 77 !          AND# 77          ZMASK OUT GARBAGE

225F          85 32 !          STA TCHANGING-SQUARE
2261          F0 03 !          BEQ RETURN
2263          4C !          JMP          ZXXGO CHECK NEXT SQUARE
2264          B5 21 !          ENDL00P
2266          A9 00 !RETURN: LDAN 00
2268          85 2E !          STA SPEAKER-FLAG
226A          EE 02 17 !          INC@ PORT-B
226D          A5 35 !          LDA UP-CLEAR-DOWN
226F          60 !          RTS
2270          !
END OF ASSEMBLY

```

upon which the new piece was set down. Modify the first byte by typing in the correct name of the new piece. If the piece has been previously captured, it may be added to the piece table by typing the + key.

To change sides (Black to White, or vice versa), type the E key. A countdown will be initiated. Do not change

sides before the opening move of the game; the King, Queen, and other pieces could become incorrectly reversed.

Conclusion

Although it may require a lot of solder, building the hardware is neither hard nor exacting work. As

with most projects, if it doesn't work the first time the problem can usually be traced to an incorrect program, faulty wiring, or bad integrated circuits. In this particular project, the program is already written, the wiring is easy to check, and there are only 2 integrated circuits.

The electronic chessboard can, of course, be used for activities other than chess. Almost any game that is played with an X,Y type grid can be played by the computer, among these: checkers, tic-tac-toe, and nim.

I have found that the chessboard interface makes playing chess with the KIM-1 much more enjoyable. Even if you lose the chess game, the method of playing is sure to be impressive. ■

Editor's Note

The program described in this article was designed to be "foolproof" for the beginning chess player. The countdown period for changing a move will greatly ease the frustration often experienced by players of computer games, the sinking feeling of "Oh no, I didn't mean that, and there's no way to take back the move!" More programmers should pay such attention to the user interface of their systems.


More experienced chess players generally abide by the following rule: a piece once touched by the player must be moved, and an opponent's piece once touched must be captured. Such users would probably wish to delete the countdown period to speed the progress of the game.

An electronic chessboard operating in a similar fashion appeared in the article "Chess 4.7 versus David Levy" by J R Douglas (December 1978 BYTE, page 84). That board, constructed by Dr David Cahlander of Control Data Corp, uses 1 light emitting diode (LED) in each square of the chessboard to indicate the computer's move, and uses magnetic switches placed under the squares which are activated by the metal weights in the pieces. Controlled by a 6800 micro-processor, Cahlander's board transmits and receives moves to and from a remote computer on which the Chess 4.7 program runs...RSS

page

Precut Wire Wrap Wire

PRECUT WIRE SAVES TIME AND COSTS LESS THAN WIRE ON SPOOLS




Kynar precut wire. All lengths are overall, including 1" strip on each end. Colors and lengths cannot be mixed for quantity pricing. All sizes listed are in stock for immediate shipment. Other lengths available. Choose from colors: Red, Blue, Yellow, Orange, Black, White, Green and Violet. One inch tubes are available at 50¢ each. State second choice on colors when possible.

Length	100	500	1,000	Length	100	500	1,000
2.5 inches	1.04	2.98	5.16	6.5 inches	1.60	5.37	9.84
3	1.08	3.22	5.65	7	1.66	5.63	10.37
3.5	1.13	3.46	6.14	7.5	1.73	5.89	10.91
4	1.18	3.70	6.62	8	1.78	6.15	11.44
4.5	1.23	3.95	7.12	8.5	1.82	6.41	11.97
5	1.28	4.20	7.61	9	1.87	6.76	12.51
5.5	1.32	4.48	8.10	9.5	1.92	6.93	13.04
6	1.37	4.72	8.59	10	1.99	7.26	13.57



Kit #1 \$7.95
Less than 2.7¢/ft. (#30)



Kit #2 \$19.95
Less than 2¢/ft. (#30)



Kit #3
Less than 1.7¢/ft. (#30)



Kit #4 \$44.95
Less than 1.6¢/ft. (#30)



#30 Spools

250 3"	100 4½"
250 3½"	100 5"
100 4"	100 6"

250 2½"	250 5"
500 3"	100 5½"
500 3½"	250 6"
500 4"	100 6½"
250 4½"	100 7"

500 2½"	500 4½"
500 3"	500 5"
500 3½"	500 5½"
500 4"	500 6"

1000 2½"	1000 4½"
1000 3"	1000 5"
1000 3½"	1000 5"
1000 4"	1000 6"

	1-4	5-9	10+
50 ft.	1.75	1.60	1.40
100 ft.	3.00	2.75	2.50
250 ft.	4.75	4.50	4.25
500 ft.	8.50	8.00	7.50
1000 ft.	14.50	12.50	10.50

ORDERING INFORMATION

- Orders under \$25, add \$2 handling
- Blue Label or First Class, add \$1 (up to 3 lbs.)
- CODs VISA & MC orders will be charged shipping
- Most orders shipped next day.

AVAILABLE AT SELECTED LOCAL DISTRIBUTORS

Circle 298 on inquiry card.

page

135 E. Chestnut Street 5A, Monrovia, California 91016 Phone (213) 357-5005



MicroPro International Corporation

"Professional Quality Software You Can Count On, Now!"

Proudly Present


WORD-STAR T.M.

Now, you can instantly turn your microcomputer into an incomparable word processor.

Hundreds of delighted users have thrown away their pencils and are using the first truly professional and complete word processor ever available on a microcomputer, WORD-STAR.

Everything you've heard, read, wished, thought about - it's here! it's now! and it's Dynamite!!!

Just look at the product overview copies from our 200 page manual (prepared and printed using WORD-STAR).



MicroPro Price List:

	Software/Manual	Software/Manual
Word-Star T.M.	\$495/40	Super-Sort I T.M.
Word-Master T.M.	\$150/25	Super-Sort II T.M.
Tex-Writer T.M.	\$ 75/15	Super-Sort III T.M.
		\$250/25
		\$200/25
		\$150/25

For more information and the name of your nearest dealer, contact MicroPro International Corporation. Dealer/Distributor/O.E.M. Inquires Invited

MICROPRO INTERNATIONAL CORPORATION
1299 4th Street, San Rafael, California 94901
Telephone (415) 457-8990 Telex 340388

17" x 22"
POSTER
AVAILABLE

The most complete, integrated, word processing software system ever seen on a microcomputer.



MicroPro International Corporation
"Professional quality software you can count on, now"



1299 Fourth Street, San Rafael, California 94901 • Telephone (415) 457-8990 • Telex 340388

A Similarity Comparator for Strings

T C O'Haver
Professor
Dept of Chemistry
University of Maryland
College Park MD 20742

The trouble with computers is that they have no common sense. If a computer is directed to search a file looking for a particular string of characters, a simple typographical error will cause the computer to report that no match has been found; even though there was something very close in the file. The statement "If A\$=B\$ THEN. . ." is taken literally by the computer; even the slightest difference is not tolerated.


Wouldn't it be better if a computer, finding no exact match, would report the *best* match, or the 5 best matches listed in order of closeness of match? To do this, a routine is needed that returns a quantitative estimate of the similarity between 2 strings. That is what the routine illustrated here does; it computes a similarity index on a scale of 0 thru 100 percent.

Listing 1 gives a BASIC string comparator program. The heart of the program is in lines 100 thru 290; lines 10 thru 90 are there only to allow the routine to be demonstrated with 2 manually input strings. The fundamental idea is simple: each character in one string is compared to each character in the other string. This is done so that *groups* of characters that match are weighted more heavily than the same number of matches of individual characters. This allows, for example, "POOL" and "POOR" to be rated more nearly equal than "POOL" and "POLO", even though the latter 2 strings have more characters in common.

```
10 LET T=0
20 LET P=3
30 PRINT "FIRST WORD" ;
40 INPUT A$
50 LET A=LEN(A$)
60 PRINT "SECOND WORD" ;
70 INPUT B$
75 IF A$=B$ THEN PRINT "EXACT MATCH"
80 LET B=LEN(B$)
90 IF A>B THEN LET B=A
100 FOR M=1 TO B
110 LET C=0
120 FOR I=1 TO M
130 LET K$=MID$(A$,B-M+1,1)
140 LET L$=MID$(B$,I,1)
150 IF K$=L$ THEN LET C=C+1
160 NEXT I
170 LET C=C*I
180 LET T=T+C
190 NEXT M
200 FOR M=B+1 TO 2*B-1
210 LET C=0
220 FOR I=1 TO 2*B-M
230 LET K$=MID$(A$,I,1)
240 LET L$=MID$(B$,M-B+1,1)
250 IF K$=L$ THEN LET C=C+1
260 NEXT I
270 LET C=C*I
280 LET T=T+C
290 NEXT M
300 LET S=100*T/B*I
310 PRINT S;"%"
320 LET T=0
330 GOTO 70
340 END
```

Listing 1: Listing of the similarity comparator program in Ohio Scientific Instruments 8 K BASIC (a Microsoft interpreter). The up arrow indicates exponentiation.

What makes the Microtek Printer so different? Nothing!



EXCEPT...

THE PRICE: \$750 (with parallel interface)

THE PERFORMANCE:

- 80 or 120 columns (software selectable)
- Plain paper
- Pin Feed
- Double width printing
- 125 characters per second, 70 lines per minute nominal throughput
- 9x7 Matrix (80 columns/line), 7x7 Matrix (120 columns/line)
- Vertical Format Unit
- 96-character ASCII (upper and lower case)
- Forms width continuously adjustable between 4.5 inches and 9.5 inches (including sprocket margins)
- Parallel (Centronics type) interface standard. Serial (RS-232) and IEEE-488 interfaces available

To: **MICROTEK**, Inc., 7844 Convoy Court, San Diego, California 92111

(714) 278-0633

Send me more information.

Send me a printer with:

Parallel interface @ \$750.

Serial interface @ \$835.

IEEE-488 interface @ \$895

Check or Money Order enclosed.

Charge my VISA card. Charge my Master Charge card.

name (please print)

card number

address

cardholder's signature

city state zip

exp date

phone

Add \$15.00 for packaging & shipping.

Dealer inquiries invited.

California residents add 6% sales tax.

The weighting of groups of characters is controlled by the variable P defined in line 20. If P is set to a value of 1, there is no special weighting of groups; only the total number of characters in common between the 2 strings is counted. If P is set greater than 1, groups are weighted more heavily, proportional to the value of P. If P is too large, however, all but the very closest matches result in low similarity index. A value of P=3 is a good compromise.

Line 300 scales the index to within a range of approximately 0 thru 100 percent. Two strings with no common characters give 0 percent similarity, while 2 identical strings give 100 percent similarity. Sometimes 2 nonidentical, but very similar, strings with many repeated letters (eg: "AAAAA" versus "AAA") will give 100 percent or greater than 100 percent similarity. This is seldom a problem with practical strings.


Strings of any type can be compared: names, addresses, numerals, or even strings containing spaces and punctuation. Long strings take a long time to compare, up to several seconds. An assembly language version should run much faster, if speed is important in your application.

The routine in listing 1 is written in Ohio Scientific Instruments 8 K BASIC, Version 1, and was run on a Challenger II system. The syntax of the string functions, particularly MID\$, may be different in other BASICs. However, it should be compatible with most of the other BASIC interpreters which were developed by Microsoft. The program also runs without modification on an 8 K PET. ■


Sample Run	Comments
RUN FIRST WORD? POOL SECOND WORD? POOL EXACT MATCH 103.1%	> 100% because of double letter 3 letter pattern "POOL" matches.
? POOR 45.3%	Still a 3 letter pattern.
? COOL 45.3%	Same match, because nonmatching characters do not count.
? POO 45.3%	
? POLO 28.1%	Two 2 letter matches, "PO" and "OL", do not count as much as one 3 letter match.
? LOOP 18.7%	
? PAIL 12.5%	Only 2 isolated letters.
? POOL ROOM 10.4%	
? MAIL ROOM 1.5%	
? PO/OL 14.4%	Presence of extra random character reduces match.
? OOOO 40.6%	Repeated letters result in unexpectedly high match.
? OK RUN	
FIRST WORD? T.C. O'HAVER 710 HILLSBORO DR. SILVER SPRING MD. SECOND WORD? TOM O'HAVER 710 HILLSBORO DR. SILVER SPRING MD. 82.9%	
? R.D. O'HAVER 710 HILLSBOROUGH RD. SILVER SPRINGS FL. 10.3%	
? OK	

Listing 2: A sample run of the program, with comments explaining the value of similarity assigned.

Note: We entered this program into an Apple II computer using the Applesoft floating point BASIC. It ran without modification. The exact values of similarity computed did sometimes differ from those given in the sample run, but only in the fourth significant digit and beyond . . .
RSS



KIM ANALOG INPUT

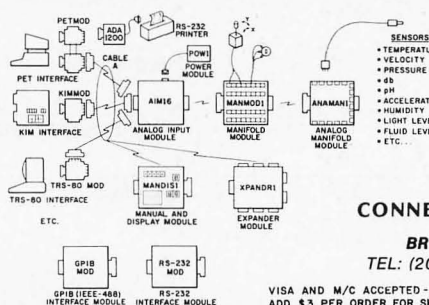


Analog to Digital Conversion System for the KIM Computer

Give the KIM the ability to sense, measure, and control the world around it with DAM SYSTEMS modules. Just plug the KIMSET1 into the KIM to set 16 channels of analog input. Screw terminals are provided for each channel so you can hook up joysticks, pots, or whatever appropriate sensors you have.

Each of the 16 analog inputs, in the range of 0 to 5.12 volts, is converted to a decimal number between 0 and 255 (20 millivolts per count). Conversion time is 100 microseconds.

The KIMMOD provides one user port as well as a DAM SYSTEMS port. Software is provided.



KIMSET 1

- 1-AIM16 - 16 ANALOG INPUTS - 8 BITS - 100 MICROSEC
- 1-KIMMOD - KIM ADAPTER - 1 USER PORT - 1 DAM SYSTEMS PORT
- 1-CABLE A24 - 24 INCH INTERCONNECT CABLE
- 1-MANMOD1 - MANIFOLD MODULE - SCREW TERMINALS FOR INPUTS, REFERENCE, GROUND
- 1-POW1 - POWER MODULE

KIMSET1a for 110 VAC \$ 285
KIMSET1e for 230 VAC \$ 295

Order direct or contact your local computer store.

CONNECTICUT microCOMPUTER, Inc.
150 POCONO ROAD
BROOKFIELD, CONNECTICUT 06804
TEL: (203) 775-9659 TWX: TLX: 7104560052

VISA AND M/C ACCEPTED - SEND ACCOUNT NUMBER, EXPIRATION DATE AND SIGN ORDER.
ADD \$3 PER ORDER FOR SHIPPING & HANDLING - FOREIGN ORDERS ADD 10% FOR AIR POSTAGE

Unclassified Ads

Unclassified Policy

Readers who are soliciting or giving advice, or who have equipment to buy, sell or swap should send in a clearly typed notice to that effect. To be considered for publication, an advertisement must be clearly noncommercial, typed double spaced on plain white paper, contain 75 words or less, and include complete name and address information.

These notices are free of charge and will be printed one time only on a space available basis. Notices can be accepted from individuals or bona fide computer users clubs only. We can engage in no correspondence on these and your confirmation of placement is appearance in an issue of BYTE.

Please note that it may take three or four months for an ad to appear in the magazine.

FOR SALE: Cromemco 16 K programmable memory. 4 MHz, bank select. \$400 or best offer. Will Ackel, 4860 Rolando Ct #22, San Diego CA 92115, (714) 287-6823.

EXCHANGE IDEAS: I want to talk and write to microcomputer users who are interested in programming for farm operations, especially in the area of Southwest Kansas, Southeastern Colorado and the Oklahoma Panhandle. I am using an Apple II. Van Lynn Floyd, RR #1 POB 94, Johnson KS 67855.

FOR SALE: OSI 65 V system, including: 6502 processor board; 16 K memory board; video interface board; power supply and case; SwTPC keyboard; single drive floppy disk; floppy disk interface board; floppy disk power supply and case; all documentation (OSI and MOS technology); includes BASIC, Assembler, Disassembler and extended monitor. All assembled, tested and running well. \$1800 or best offer. C Gurn, 757 E Main St W-304 Wiss Apt, Lansdale PA 19446, (215) 855-4182.

WANTED: Programs (games, graphics or just unusual programs) in BASIC. Hope to establish a no cost program library in the near future. All material written or cassette (cassettes in TRS-80 Level 2 only) returned. Richard G Ginder, 509 Southern Hills Dr, Hot Springs AR 71901.

FOR SALE: SOL-20 computer by Processor Technology with 32 K, video display, cassette mass storage, Extended BASIC, IBM Selectric typewriter/printer, text editing and other software, complete documentation and manuals. Ideal for small business software development, 1.5 years old, \$2500. Middleton Associates, 980 Yonge St Ste 404, Toronto Ontario, CANADA M4W 2J9, (416) 961-5136.

FOR SALE: S-100 bus system. Cromemco Z80 processor, Byte-8 mainframe, TDL system monitor board, ACT-I keyboard, North Star disk and software, two 16 K static programmable memory (250 ns), less 8 K of chips, Panasonic video monitor. Up, tested and running. For more details of system, send SASE or phone (206) 456-2466 after 5 PM. Donald A Coulter, 8002 Mountain-Aire Loop SE, Olympia WA 98503.

FOR SALE: Sencore Model PS163 dual trace scope in new condition. Used less than 20 hours. Complete with two probes. Factory price \$895, will offer for \$350. Also, Sencore Model PS148 single trace scope/vectorscope, still in factory carton. Sacrifice, \$195. R Conde, 11 Sugarbush Ln, Coram NY 11727, (516) 928-4849.

FOR SALE: Digital Group TVC64 16 line 64 character upper and lower case and Greek with plug \$125; COSMAC ELF with complete address light emitting diodes, hexadecimal thumbwheels, audio output, automatic stepping and other features \$110; hexadecimal keyboard for ELF \$30; Mikos mother board with 12 100 pin connectors in place \$75; Proko PTR-II optical paper tape reader \$50. Bert Thiel, 159 W Main St, Frostburg MD 21532, (301) 689-8608 weekends and evenings. ■

Circle 335 on inquiry card.

Why not kill two birds with one stone?

If you have an Apple* and you want to interface it with parallel and serial devices, we have a board for you that will do both. It's the AIO.TM

Serial Interface.

The RS-232 standard assures maximum compatibility with a variety of serial devices. For example, with the AIO you can connect your Apple* to a video terminal to get 80 characters per line instead of 40, a modem to use time-sharing services, or a printer for hard copy. The serial interface is software programmable, features three handshaking lines, and includes a rotary switch to select from 7 standard baud rates. On-board firmware provides a powerful driver routine so you won't need to write any software to utilize the interface.




Parallel Interface.

This interface can be used to connect your Apple* to a variety of parallel printers. The programmable I/O ports have enough lines to handle two printers simultaneously with handshaking control. The users manual includes a software listing for controlling parallel printers or, if you prefer, a parallel driver routine is available in firmware as an option. And printing is only one application for this general purpose parallel interface.



Two boards in one.

The AIO is the only board on the market that can interface the Apple to both serial and parallel devices. It can even do both at the same time. That's the kind of innovative design and solid value that's been going into SSM products since the beginning of personal computing. The price, including PROMs and cables, is \$135 in kit form, or \$175 assembled and tested. See the AIO at your local computer store or contact us for more information.



2116 Walsh Avenue
Santa Clara, California 95050
(408) 246-2707

*Apple is a
TM of Apple
Computers,
Inc.

AIO
Serial & Parallel
Apple Interface

Some Musings on Hardware Design

Clayton Ellis
Rt 4, POB 86
Montrose PA 18801

The purpose of this article is to acquaint the reader with some of the more interesting types of transistor-transistor logic (TTL) integrated circuits, the ease with which logic design can be accomplished, and to offer a few design considerations and troubleshooting hints to stimulate the homebrew use of digital logic.

Taking the topics in the above order, we start with a look at some of the more complex types of TTL chips in the "74xx" series. (We will ignore simple gates for the most part.) An example is the 7442. This integrated circuit is a binary coded decimal (sometimes called BCD) to decimal decoder. What this means is that the circuit will decode 1 line out of 10 based on a 4 bit binary code. Figure 1 shows the pin connections. Regardless of what it is called, it works like this: pins 12 thru 15 are a 4 bit binary input, pin 15 being the 1's bit (bit 0), 14 the 2's bit (bit 1), 13 the 4's bit (bit 2), and 12 the 8's bit (bit 3). Pins 1 thru 7 and 9 thru 11 comprise the output pins, each pin staying high (logic 1 or a higher level voltage of about 3 to 5 V) unless the corresponding binary code is applied to the input. For example, let's say that pins 12 thru 15 are 0101. In other words, 12 is at a logical low (about 0 V); 13 is at a logical high level

(above about 3 V, less than 5 V), etc. In this case, pin 6 (indicating a decimal 5) would be at a logical low level (about 0 V). All other pins relating to decimal output numbers would be at a logical high level. Note that only one output pin will be low at any given time, corresponding to the binary value of the input lines. "Ahh," you might ask, "what if the input pins are at some binary value other than 0 thru 9?" The answer is easy; this constitutes an invalid input, and all output pins will stay high. Only valid decimal values will select an output pin.

Now let's move on to a module similar to the 7442, the 74154. Referring to figure 2, the first apparent difference is the larger number of pins on the 74154. This integrated circuit is a 4 line to 16 line decoder. Its operation is the same as the 7442, with but two exceptions: there are now 16 valid output lines; and provision is made to allow

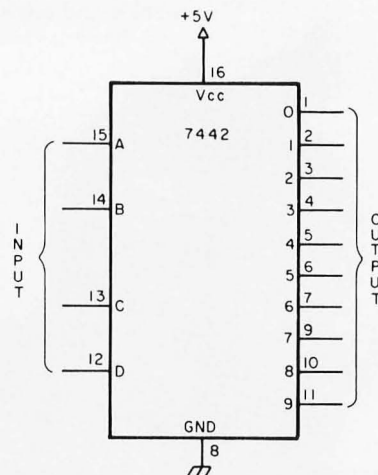


Figure 1: Pin connections for a 7442 TTL binary coded decimal to decimal converter.

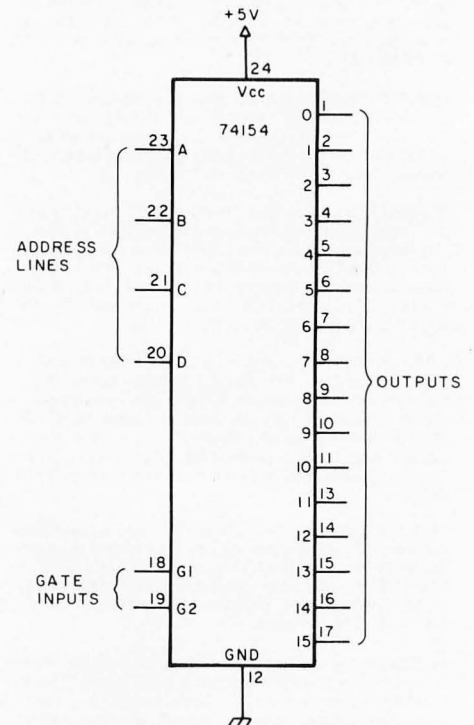


Figure 2: Pin connections for a 74154 TTL 4 line to 16 line decoder.

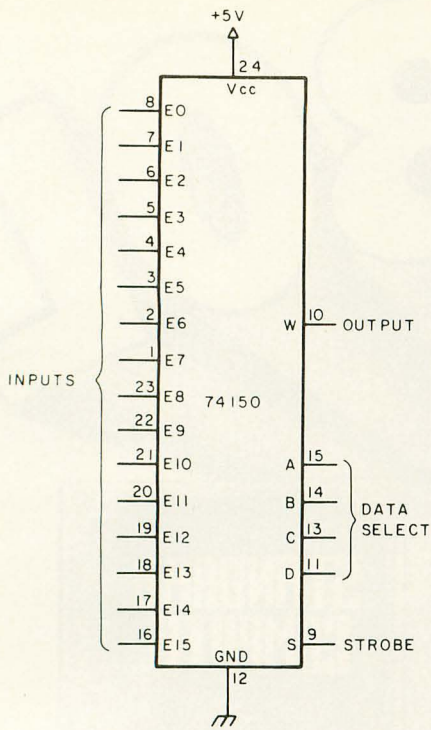


Figure 3: Pin connections for a 74150 TTL 1 of 16 line data selector.

two extra inputs to gate the individual line selected. Pins 18 and 19 perform this gating function. An example of use of this extra gating feature might look like this: pins 20 thru 23 might contain the binary equivalent of a decimal 14, pin 19 being low and pin 18 alternating from high to low (a periodic clock pulse.) The end result is that pin 16 (corresponding to line 14) will also periodically alternate high and low in following the signal on pin 18. The data at pin 18 is transferred to pin 14. If the binary code on pins 20 thru 23 were now changed to a decimal 7, then line 7 (pin 8) would follow the data on pin 18. We select one of 16 outputs for a signal applied to the gates. Now, if we could just have a binary controlled switch to select 1 of 16 inputs. Let's look at the 74150. Figure 3 shows the pinout of this one. This time there are 21 input pins and only 1 output pin.

Let's see how this one works. Binary input is on the 4 lines of pins 11 and 13 thru 15. Let's say a binary value of 12 is present. This selects the number 12 input line (pin 19) and transfers the level of this line, be it steady, high, low or some alternating clock signal, to pin 10, the output line. Notice, though, that in order for the data to be transferred, pin 9 (the strobe input) also must be low. A high level on the strobe input prevents any data transfer from any input. This feature is used to allow data transfer only at selected intervals, such as




INSTANT.

The way you check line-by-line with an A P Intra-Switch or Intra-Connector.

You plug your Intra-Switch in-line with standard socket connectors, and instantly you've got a separate, independent on-off switch for each and every line in your flat ribbon cable. To switch, you nudge with a pencil point. It's that quick.

Imagine how much time and trouble Intra-Switch will save you in your diagnostic and quality testing, your programming and selective line inhibiting.


Or, plug in your Intra-Connector (see box) the same way, and you have an extra set of male contacts



at right angles. Instant line-by-line probeability—and an easy way to tap your system and daisy chain it into new areas.

Both Intra-Connectors and Intra-Switches come in 20, 26, 34, 40 and 50-contact models.

Where? At your nearby A P dealer. Where's that? Phone (toll-free) 800-321-9668. And ask for the complete A P catalog, The Faster and Easier Book.




A P PRODUCTS INCORPORATED

Box 110D • 72 Corwin Drive
Painesville, Ohio 44077
Tel. 216/354-2101
TWX: 810-425-2250

Faster and Easier is what we're all about.

CIS COBOL



FOR FAST IMPLEMENTATION OF BUSINESS APPLICATIONS

Compact Compiler requires only 20K bytes. Our compact Version 3 Compiler requires only 20K bytes but supports a powerful subset of standard COBOL plus the CIS COBOL language extensions for conversational mode working, providing full CRT screen formatting with built-in cursor control and numeric field validation.

Other features include CIS COBOL Indexed Sequential and Interactive Debug packages, linkage to run time sub-routines to CHAIN programs together, PEEK & POKE memory locations and GET & PUT to special peripherals.

Forms Generator speeds program development. Forms is a powerful utility which can be used with either the Standard or Compact COBOL Compiler. Forms generates record descriptions for Data Entry and Enquiry Programs. The operator creates and edits the required data entry form on the CRT by means of a question and answer session, and then automatically creates the required COBOL source text. This text is held on diskette as COPY files which the programmer can then simply COPY into his program in the normal COBOL way.

Standard Compiler conforms to ANSI 74 Specifications. And now our ANSI 74 standard Version 4 Compiler implements level 1 of Nucleus, Table Handling, Sequential I/O, Relative I/O, Indexed I/O, Library, Segmentation and Inter Program Communication plus many level 2 features and the CIS COBOL language extensions employed in Version 3. This compiler runs in 30K bytes and is ideal for implementing or converting large systems using modular programming. Features include dynamic program loading and fast program development turnaround.

CIS COBOL products run on the 8080 or Z80 microprocessors under the CP/M operating system. They are distributed on a variety of diskette formats and have a CONFIG utility supplied as standard, which enables you to drive many different types of CRT. All are themselves written in CIS COBOL and are therefore readily transferred to different operating environments including new operating systems and new microprocessors, making CIS COBOL a very attractive proposition for OEMs.



MICRO FOCUS

MICRO FOCUS LTD. 58 Acacia Rd, St. Johns Wood, London NW8 6AG
Telephone: 01-722 8843 Telex: 28536 MICROF G

*CP/M is a trademark of Digital Research

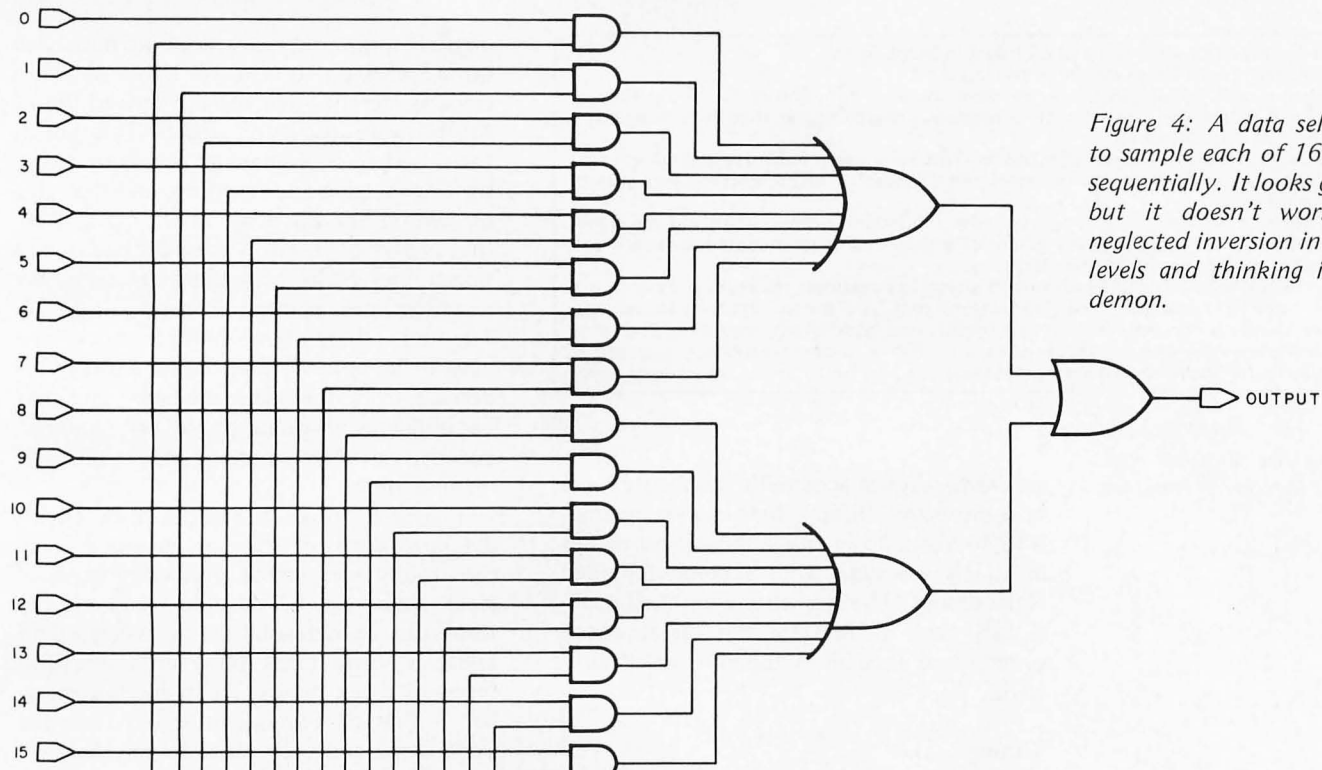


Figure 4: A data selector to sample each of 16 lines sequentially. It looks good, but it doesn't work. A neglected inversion in logic levels and thinking is the demon.

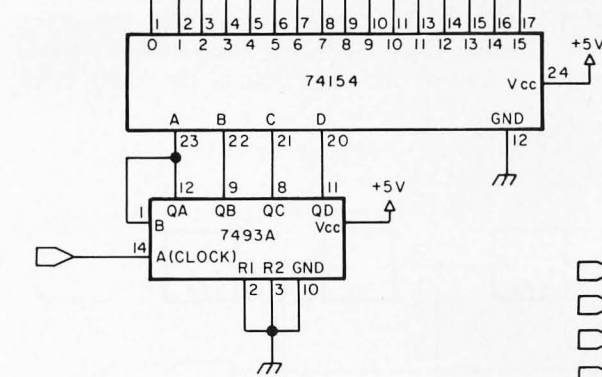
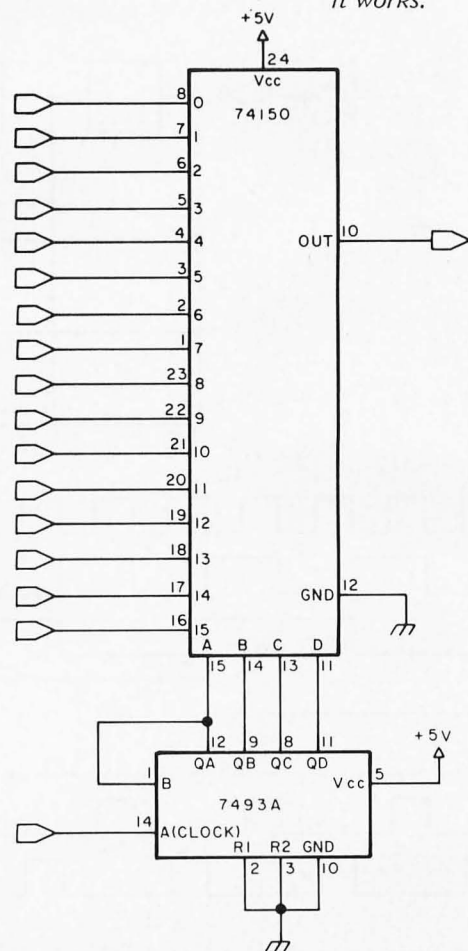


Figure 5: Another approach to the problem in figure 4. This approach has a much lower parts count, so it is much easier to wire and it works.



when the input would contain valid data, or when the output is useful only at specific intervals.

Now that we have taken a look at a few of the more involved logic blocks, let's look at how easy it is to design the somewhat more complicated circuits using the simple TTL blocks in conjunction with one or more of the above type of logic blocks.

If we want to build a sequencing device to look at a number of incoming lines, and if we are to use a given clock signal to coordinate all this, we can use the logic circuit in figure 4. A very simple and straightforward circuit, right? Not quite. Let's take a second look. All the inputs but the one selected by the 74154 are going to be enabled at one time. The selected pin goes low, remember? By this time, if not before, you probably recalled the look we just took at the 74150 and are wondering why we did not use it. Figure 5 shows the circuit using the 74150. The foregoing just illustrates a good point (and one to keep in mind whenever you undertake any logic design). There

- Get circuit requirements down on paper in block form.
- Break each block down into required logic.
- Use the most integrated block available for each function as in the example of figure 5 unless the cost of such a module is much higher than two or possibly three less intricate ones.
- Don't go overboard with smaller blocks. This increases the density and complexity of interconnection, greatly increases the chances of errors and reduces system reliability.
- Cross-check all designs, as you may have redundantly developed the same signal line. Sometimes most of one segment of a circuit can be eliminated with an inverter or small amount of additional gating.
- If possible, have a friend familiar with digital logic go over the layout. Your friend can sometimes suggest circuit reductions that you missed simply because you were thinking one way while your friend used a different approach. The same review may even spot an error in the logic. With all those inversions, gating, etc, it is easy to do. Spotting an error at this stage can save hours at the breadboard stage.

Table 1: Approach to finding the simplest logic circuit for a given function.

are many ways to accomplish a specific function. So many, in fact, that large companies who do digital logic design in large quantities invariably use some form of computer aided logic design. The homebrew enthusiast obviously can't go that far, but the approach summarized in table 1 usually works fairly well.

Timing

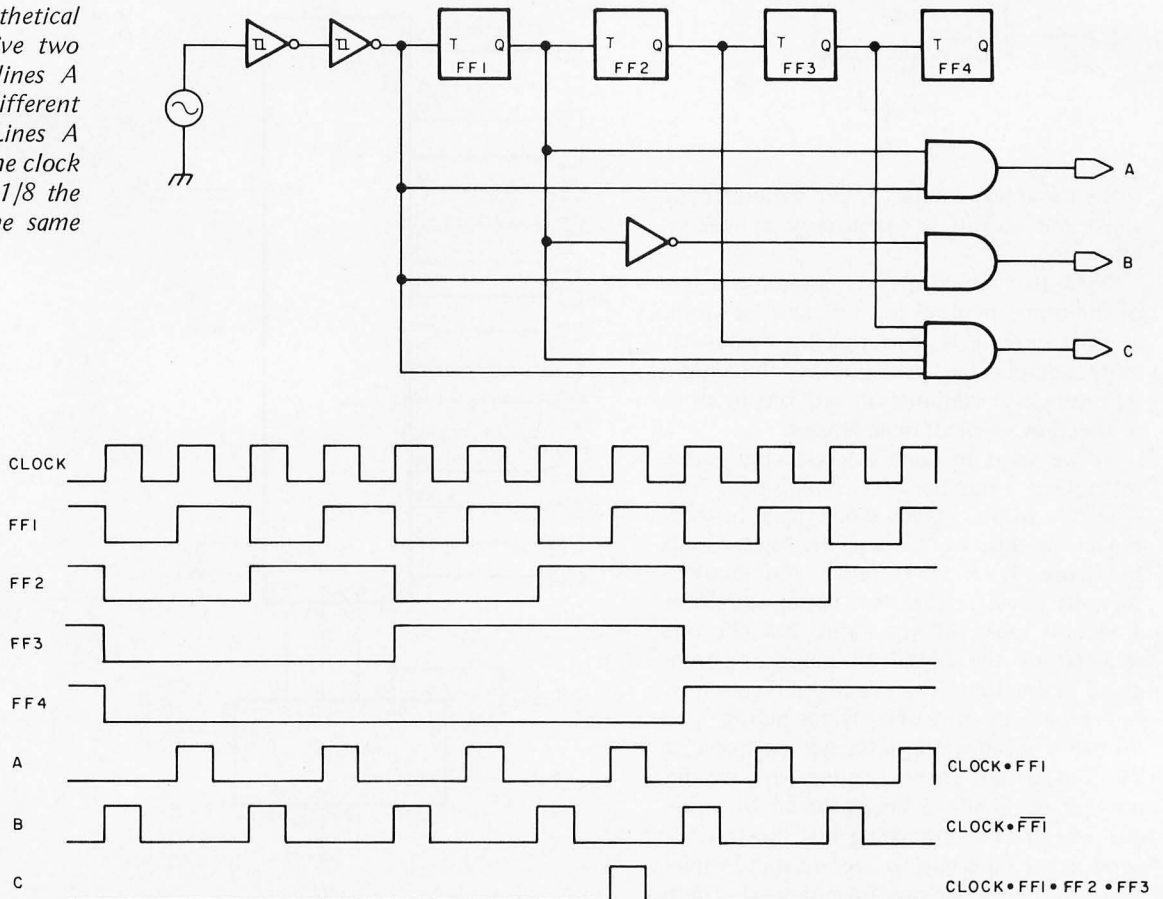
Another good point to keep in mind is to think time (not in terms of how long it takes to design a circuit, or build it, but time relationships in the circuitry itself). This brings

us back to a term, clock, that we have been using freely up to now. We all know that a clock is merely a line, usually derived from a square wave oscillator, right? This line is then used to coordinate all necessary gating, shifting, setting and resetting, etc, that goes on within the circuitry itself, right? Well, that is part of it, but who said it had to be a single line? Some computers use a number of clock lines, perhaps as many as 8 or 10. The only thing these multiple clock lines have in common is that they are usually all derived from the same oscillator and may be individually gated on or off, counted, decoded or subjected to any other valid logic manipulation.

Figure 6 shows a typical clock circuit detailing some of these practices. As you can readily see, almost any combination of clock times can be selected, and the flip flops can be extended as far as needed to select a single clock pulse or a repetitive series of clock pulses. The point to remember is that all pulses are derived from the same clock and each pulse on any line will be of the same duration as any other clock pulse. The single clock pulse shown on line C of the timing chart in figure 6 will start at the same time as the fourth clock

Figure 6: A hypothetical clock circuit to give two different phases (lines A and B) at two different repetition rates. Lines A and B are at 1/2 the clock rate. Line C is at 1/8 the clock rate with the same pulse duration.

TOGGLE FLIP FLOPS DIVIDE FREQUENCY BY 2



pulse on line A, and the duration will be identical.

There is one fly in the ointment at this point. I just noted that the two clock pulses would start at the exact same time. That is not quite true, however, and depending on how fast the clock is running, and exactly what is being gated, this may or may not be a problem.

In an actual circuit, the clock pulse on line A would go positive slightly ahead of the pulse on line C. This is due to the delay (called propagation delay) across each flip flop encountered by the leading edge of the pulse. This delay is on the order of nanoseconds for each gate encountered. Let us assume an arbitrary 5 ns delay for each gate. Then the delay from the input of FF1 to the output of the AND gate driving line A would be 10 ns. This is 5 ns for FF1 and 5 ns for the AND gate. The delay from the input to FF1 to the output of the AND gate driving line C would be not 10 ns, but 20 ns: 5 ns for each of the three flip flops and 5 ns for the AND gate. The pulse on line C would actually start 10 ns after the one of line A. This will also make a difference in the duration of the pulse on each line; as the plus level arriving later than the clock pulse at the input to the AND gate determines when the output of the AND gate goes positive. However, the trailing edge of the clock pulse input determines when the AND gate output goes negative.

This, in effect, shortens the duration of the pulse on the output line by a time (in nanoseconds) determined by the various propagation delays. If the clock frequency of the circuit is on the order of tens or hundreds of kilohertz, then a delay of tens of

nanoseconds would be of little consequence; but if the clock frequency of the circuit is something like 20 or 25 MHz, the delay can become a thorn in the side of the designer. This holds true for all data and control lines as well as clock lines.

This propagation delay can be used to an advantage too. Figure 7 illustrates using this delay to generate a narrow pulse. Here the positive going (leading) edge of the input is applied to an AND gate, but the negative going (trailing) edge of the inverted version applied to the other leg of the AND gate is delayed by the total of the propagation delay across the three inverter blocks. The resultant output is a narrow pulse equal in duration to the delay across the inverters. This method of generating a pulse is only useful in cases where we don't care *exactly* how long the pulse lasts since gates and inverters are subject to manufacturing variations.

To satisfy the rather picky individual or very high speed circuit, I have to say also that the output pulse is not only derived from the inverter delay, but is delayed from the leading edge of the original pulse by the amount of the delay across the AND gate itself. Figure 8 illustrates this. The short delays shown on waveform C are due to the AND gate propagation delay. For most situations, this is carrying propagation delay accounting to extremes, but in certain high speed circuits each delay may have to be accounted for. If 20 or 30 gates are involved, the cumulative effects add up rather fast.

Also to be considered is the capacitive effect of the interconnection lines: the distributed and stray capacitance which are in parallel with the output of each gate add slightly to delay times. It takes a finite amount of time to charge this capacitance at

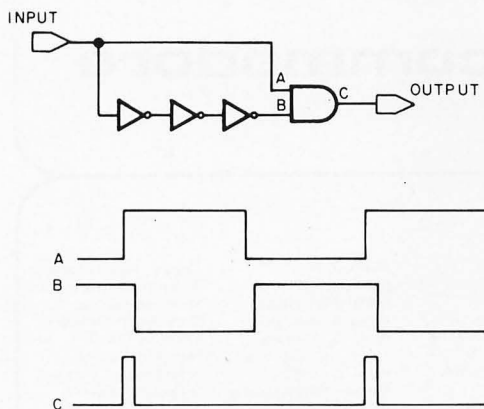


Figure 7: A pulse generator for nanosecond range pulses. Pulse length is determined by the propagation time through the gates between the input and point B. More sophisticated methods are required if an accurate pulse length is required.

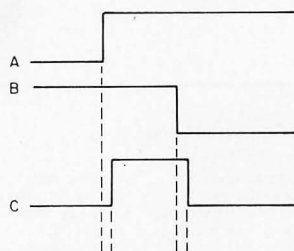


Figure 8: A magnified view of the pulse shown in figure 7. The output pulse is delayed by the propagation time of the AND gate. This time varies but is typically about 10 ns for normal transistor-transistor logic, less for the high speed and Schottky version and more for the low power integrated circuits.

each gate turn on, and the gate will not switch until a certain voltage input level is reached. All of which leads right into the last subject I'd like to touch on. How do you see all this in an actual circuit? Believe me when I say that it takes a good oscilloscope. To have a good display in the tens of nanoseconds range, it takes an oscilloscope with a bandwidth of at least 60 to 100 MHz.

Does this mean that anyone without such an oscilloscope can't do much with higher speed TTL? Not necessarily. Remember we said that propagation delay only becomes a problem at high speeds and multiple gate delays. There are a number of ways around this. One is to keep clock frequencies and

data changes as slow as possible. Don't use a fast clock or data encoding just for the sake of speed, run it as fast as necessary and no faster. If you can tolerate a slow clock speed, use it. Another method is to try and bring each data line that is to be gated with another line through the same number of gates as the line it is to be gated with. In other words, if one line originates at about the same source as another that it is to be gated with, but passes through 9 levels of gating, and the other line passes through 3, the delays at high speeds can be a problem. This could be compensated for by changing the way the lines are gated to bring the delays in each line closer to the

© 1979 ComputerLand Corp., San Leandro CA. PET is the registered trademark of Commodore Business Machines.

say computer say PET™ say winner

You do more than just follow the crowd.
You're a trend setter.
You're a winner.

Getting into your own computer is your next move. The sleek, impressive easy-to-use PET computer from Commodore Business Machines is your computer.

The PET computer was designed with a person of your caliber in mind. PET means professional computer. ComputerLand means great value.

We know you're looking for something special. We know this is it. PET computer from \$795.00 at participating ComputerLand stores.

special:

\$100.00 of Commodore programs FREE if PET is purchased from ComputerLand by October 31, 1979.



Buy the PET and other C.B.M. systems at ComputerLand

Huntsville, AL
Phoenix, AZ
Little Rock, AR
Belmont, CA
Dublin, CA
El Cerrito, CA
Hayward, CA
Lawndale, CA
Los Altos, CA
Los Angeles, CA
Marin, CA
Pasadena, CA
Sacramento, CA
Saddleback Valley, CA
San Bernardino, CA
San Diego, CA
San Diego East, CA

San Francisco, CA
San Jose, CA
Santa Maria, CA
Santa Rosa, CA
Thousand Oaks, CA
Tustin, CA
Walnut Creek, CA
Colorado Springs, CO
Denver, CO
North Denver, CO
Fairfield, CT
Hartford, CT
Newark, DE
Boca Raton, FL
Coral Gables, FL
Ft. Lauderdale, FL
Jacksonville, FL

Atlanta, GA
Honolulu, HI
Arlington Heights, IL
Downers Grove, IL
Mundelein, IL
Niles, IL
Oak Lawn, IL
Peoria, IL
Indianapolis, IN
Overland Park, KS
Louisville, KY
Boston, MA
Rockville, MD
Grand Rapids, MI
Rochester, MI
Southfield, MI
Bloomington, MN

Hopkins, MN
Springfield, MO
St. Louis, MO
Nashua, NH
Cherry Hill, NJ
Bergen County, NJ
Morristown, NJ
Buffalo, NY
Ithaca, NY
Nassau County, NY
Charlotte, NC
Cleveland East, OH
Cleveland West, OH
Columbus, OH
Oklahoma City, OK
Portland, OR
Harrisburg, PA

Paoli, PA
Austin, TX
Dallas, TX
South West Houston, TX
Houston Bay Area, TX
Salt Lake City, UT
Tyson's Corners, VA
Bellevue, WA
Federal Way, WA
Tacoma, WA

Madison, WI
Milwaukee, WI
INTERNATIONAL
Adelaide, Australia
Brisbane, Australia
Melbourne, Australia
Perth, Australia
Sydney, NSW Australia
Brussels, Belgium
Burlington, Canada

Calgary, Alberta Canada
Toronto, Canada
Winnipeg, Canada
Copenhagen, Denmark
Levallois, France
Manila, Philippines
Singapore
Stockholm, Sweden
and other locations worldwide.

ComputerLand®
WE KNOW SMALL COMPUTERS

same length. Another help in extreme cases is to run the line with the lesser number of gates through several pairs of inverters. This introduces a delay to compensate for the delay in the other line. In other words, make the faster line wait for the slower one. An even better solution is to design your circuits "synchronously" so that only one clock source ever changes the *state* of a flip flop or memory cell.

As to seeing these problems on the slower oscilloscopes, there are several hints that will help. Very little serious work with timing relationships can be undertaken without a dual trace capability (although a good deal can be done otherwise with TTL with just a single trace scope). Even with a dual trace oscilloscope, the fastest sweep speed may not reveal a lot of timing detail if not set up correctly and the alternate sweeps may not be time correlated without a common synchronization signal. A number of tests can be made with a single trace oscilloscope if it has provisions for external synchronization.

In general, synchronize the oscilloscope sweep as far ahead in time as is realistic for the signals in question, in order to allow time for the sweep to start before the pulse actually arrives. It goes without saying that the synchronization signal must be common to all signals being examined.

If you still can't see any difference, try estimating the approximate delay for each line from source to common logic block. Most logic handbooks list typical delays for integrated circuits. If the problem is in a counter circuit of some type which counts "up," the count for a given sequence will usually be too high in value if delay problems are the cause. Rarely will the count of an "up" counter be too low, as the usual situation is advancing the counter by an extra pulse generated by mismatched delays, especially if a lot of exclusive ORing is being done. The situation where early turn off or disabling of the counter causes a missed count is quite unlikely, mainly because the delay is of a much shorter duration than the pulses being counted.

These problems are all good to be aware of, but don't let them deter you from starting that project you were thinking about. You may go a long time before you see one of the problems described. Don't let the lack of a superb oscilloscope deter you either. A lot of very intricate and fast digital circuitry is being built every day with nothing more than a single trace 1 MHz AC coupled oscilloscope. With a little experience, you can tell a great deal about a given TTL circuit with one of these inexpensive oscilloscopes. ■



When no one
has your floppy disks
in stock . . .

here's a new
four letter word
to use:

The word is Kybe. Because Kybe can ship any model floppy disk, data cassette or mag card in only two days.

You'll get the same high performance products sold by 3M, BASE, Memorex and other brand name suppliers. The same products we've built for OEM's for years. The full line is competitively priced, backed by an unconditional 90 day warranty and inventoried for fast delivery.

Dealer inquiries invited.

(800) 225-8715

KV
BE **KYBE**
KYBE CORPORATION
132 Calvary Street, Waltham, Mass. 02154
Tel. (617) 899-0012; Telex 94-0179
Offices & representatives worldwide

A Low-Speed Analog-to-Digital Converter for the Apple II

Richard C Hallgren
Assistant Professor
Michigan State University
College of Osteopathic Medicine,
Dept of Biomechanics
East Lansing MI 48824

The development of microprocessor-based computer systems has progressed to the point where it is now practical to utilize these systems in a scientific or laboratory application. To be useful in a scientific application the computer must have the capability of converting analog signals to digital signals. Very few home computers have this capability. Certainly it is a straightforward task to design an analog-to-digital converter (ADC), but the real problem lies in connecting the converter to the computer.

The Apple II computer, with 8 peripheral-board connectors on the mother board, makes the job of designing and implementing special interfaces (such as the ADC) relatively easy. The peripheral-board connectors give the hardware designer access to all address, data, and control lines. In addition all control, address, and data lines have been buffered, and certain address bits have been decoded to give a device select (DS) signal. What this means is that when a specific range of address locations is accessed, the DS line will give a low output signal. Since the peripheral-board connectors are on the main computer

Number	Type	+5 V	GND	-5 V
IC1	MC14028	16	8	—
IC2	MC14049	1	8	—
IC3	SN7427	14	7	—
IC4	MC14013	14	7	—
IC5	MC14433	24	13	12
IC6	AD580	—	—	—
IC7	MC14503	16	8	—
IC8	MC14503	16	8	—
IC9	DM7432	14	7	—

Table 1: Voltages which must be supplied to integrated circuits in figure 1 for operating power.

board, the finished interface board will be inside the computer and will be able to use the computer's power supply. Because of these characteristics, turning the Apple II into a real-time data analyzer becomes a matter of designing an analog-to-digital converter circuit, and control logic to meet the need of the application.

Many of the applications that I had in mind were to be of a low-speed nature (eg: monitoring the temperature of experimental animals in medical physiology laboratories, analyzing the results of electrophoretic analysis). Therefore, a low-speed analog-to-digital converter built around the Motorola MC14433 integrated circuit seemed to be a cost effective approach. I was inspired by Steve Ciarcia's article, "On a Test Equipment Diet? Try an 8 Channel DVM Cocktail!" (December 1977 BYTE, page 76).

The left section of figure 1 shows the analog-to-digital converter cir-

cuitry. All data and status lines to the computer are isolated through the MC14503 3-state buffers (IC7 and IC8). The MC14433 (IC5) is allowed to convert continuously at a rate of approximately 15 conversions per second. This means that if the data transfer to memory starts immediately after the conversion ends, the Apple II can easily decode and store the data from one conversion before another conversion occurs. IC4, configured as an RS flip-flop that is initially reset by the computer, is set by the MC14433 after an analog-to-digital conversion has been completed. When the computer senses this change in status, it starts the decoding and data transfer process. IC6 is an AD 580 used to provide a stable reference voltage to the MC14433.

The right section of figure 1 shows the control logic that is necessary to coordinate the transfer of data to the computer, and control signals from the computer. The circuit is designed so that the peripheral card resides in I/O (input/output) slot 7 on the Apple II mother board. The device select signal will go low whenever hexadecimal memory locations C0F0 thru C0FF are addressed. The least

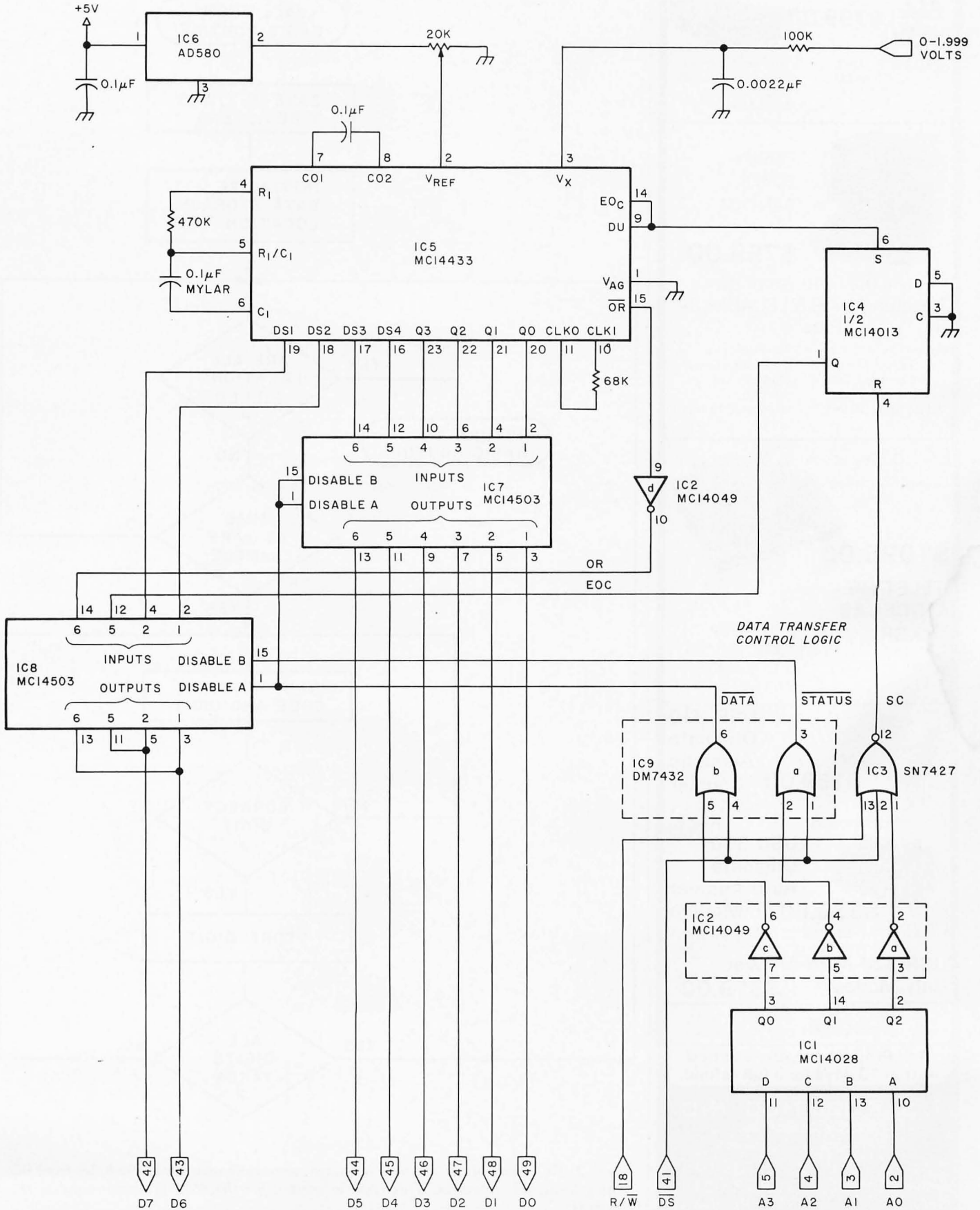
Text continued on page 74

Figure 1: Schematic diagram of analog-to-digital-conversion circuit and associated control-logic circuitry. The analog-to-digital (A/D) convertor is shown on the left side, the control logic on the right side.

About the Author

Richard Hallgren is an Assistant Professor in the Dept of Biomechanics at Michigan State University. He is working on the application of microprocessor-based systems in scientific research.

ANALOG-TO-DIGITAL CONVERSION CIRCUIT



U.S. ROBOTICS, INC.

PENRIL 300/1200 MODEM


Originate/Auto-Answer

ALL NEW \$799.00



300 or 1200 Baud
Bell 212 Compatible
FCC Certified
RS232

Half/Full Duplex on
Dial-up Phone Lines
1 year warranty
Stand Alone



PERKIN-ELMER
BANTAM


\$799.00

All the Features of the
Hazeltine 1400 & LSI ADM-3A
Plus

Upper/Lower Case
7 x 10 Char Matrix
White or Black Char
Transparent Mode
Addressable Cursor

Tab Function
Backspace Key
Shiftlock Key
Print Key
Integrated Numeric
Pad

\$41.61 per month
Lease-Purchase



\$1095.00

TELETYPE
MODEL 43
KSR

with RS232
10 or 30 CHAR/SEC
132 COLUMNS
UPPER/LOWER CASE



USR-310
Originate
Acoustic
Coupler

\$159.00

0-300 Baud
Crystal Controlled

Stand Alone
RS232



USR-330
Originate
Auto-Answer
Modem

\$339.00

FCC Certified for Direct Connection
to Phone Lines

**USR-320 Auto-Answer
Only Modem \$319.00**

All Units include a 120 day warranty
Optional Maintenance package available

**Any Product may be returned
within 10 days for a full refund.**

U.S. ROBOTICS, INC.

1035 W. LAKE ST.
CHICAGO, ILL. 60607

Sales (312) 733-0497
General Offices (312) 733-0498
Service (312) 733-0499

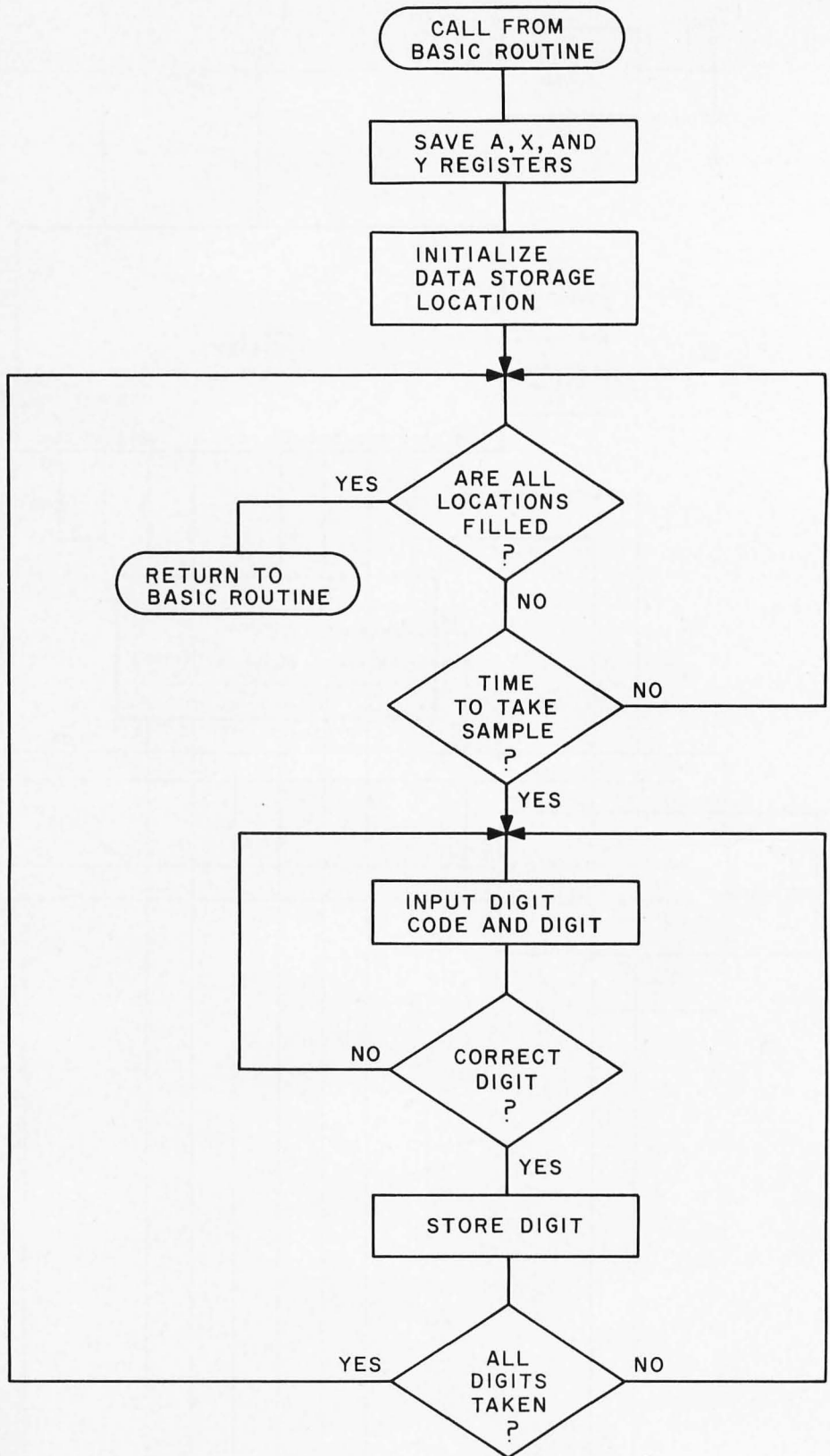



Figure 2: Flowchart of the machine language subroutine which takes samples from the analog-to-digital converter. This code is written for the 6502 processor used in the Apple II.

CENTRONICS DELIVERS THE WORD ON COMPUTER PRINTERS.

To get the most from a computer system, you need a permanent *written* record — information that you can use for reports, correspondence, or just about anything. For that, Centronics printers deliver the word.



From top left, clockwise: **Model 700** Impact printer, 60 cps, 132 column format. **Model 779** Impact printer, 60 cps, economical forms handling. **Model 701** Impact printer, 60 cps, bidirectional, 132 column format. **Model S1** Non-impact microprinter, RS-232 serial interface, 150 lpm. **Model 730** Impact printer, 50 cps, 3-in-1 paper handling. **Model P1** Non-impact microprinter, 150 lpm, no toners or ribbons.

Who is Centronics, anyway?

Centronics has long been the world leader in providing printers to the computer industry. For small, economical computer systems — like the ones at your local retail computer store — we manufacture more printers than anyone. That's quite a track record.

What does that mean to me?

If you own — or plan to purchase — a small business or home computer system, you

can have the best printer available anywhere: Centronics. We offer the widest selection of speeds, sizes, applications, and prices. All interface with most mini and micro computer systems. Every model features the same performance, reliability, and attention to detail that have made Centronics #1. And every one is backed

by Centronics' comprehensive warranty and service program.

Where can I find Centronics Printers?

At any of the hundreds of Centronics dealers coast-to-coast. It's worth the visit: your Centronics dealer is an expert who can explain the differences in printers and help make sure that the one you choose has the right features for your system and the way you use it. Plus, many of our dealers are also

Authorized Centronics Service Distributors which is helpful when you need routine maintenance and a godsend if you have a problem. Selection.

Proven performance. Expertise. Service. That's why Centronics Printers deliver the word.

- Give me the word on Centronics Printers, including the name and address of the Authorized Centronics Dealer(s) nearest me.
- I'm interested in your dealer program. Please send information on how to become an Authorized Centronics Dealer/Service Distributor.

Name _____

Title _____

Company _____ Phone _____

Address _____

City _____ State _____ Zip _____

CENTRONICS®

Centronics Data Computer Corp., Hudson, NH 03051, (603) 883-0111

Address	Instruction	Op	Code	Operand	Comments
4000	AD B0 49	LDA		\$49B0	
4003	8E B1 49	STX		\$49B1	Save registers
4006	8C B2 49	STY		\$49B2	
4009	08	PHP			
400A	A2 00	LDX		#\$00	
400C	A9 00	LDA		#\$00	
400E	85 0A	STA		\$0A	Starting location of data storage
4010	A9 4A	LDA		#\$4A	
4012	85 0B	STA		\$0B	
4014	A9 00	LDA		#\$00	
4016	8D A0 49	STA		\$49A0	Final location of data storage
4019	A9 4E	LDA		#\$4E	
401B	8D A1 49	STA		\$49A1	
401E	78	SEI			Disable interrupt
401F	AD A1 49	LDA		\$49A1	
4022	C5 0B	CMP		\$0B	
4024	D0 0B	BNE		\$4031	Have all data locations been filled?
4026	AD B0 49	LDA		\$49B0	
4029	AE B1 49	LDX		\$49B1	
402C	AC B2 49	LDY		\$49B2	
402F	28	PLP			
4030	60	RTS			
4031	58	CLI			Enable Interrupt
4032	EA	NOP			
4033	4C 1E 40	JMP		\$401E	
4036	EA	NOP			
4037	EA	NOP			
4038	EA	NOP			
4039	EA	NOP			
403A	EA	NOP			
403B	EA	NOP			
403C	EA	NOP			
403D	EA	NOP			
403E	EA	NOP			
403F	EA	NOP			
4040	8D F2 C0	STA		\$C0F2	Start A/D conversion
4043	AD F1 C0	LDA		\$C0F1	
4046	29 80	AND		#\$80	
4048	C9 80	CMP		#\$80	
404A	D0 F7	BNE		\$4043	A/D conversion finished?
404C	AD F0 C0	LDA		\$C0F0	Input data
404F	8D A2 49	STA		\$49A2	Temporary data storage
4052	29 80	AND		#\$80	
4054	C9 80	CMP		#\$80	Check for first digit (MSD)
4056	D0 F4	BNE		\$404C	
4058	AD A2 49	LDA		\$49A2	
405B	29 0F	AND		#\$0F	Peel off digit code leaving data
405D	81 0A	STA		(\$0A,X)	Store data
405F	A4 0A	LDY		\$0A	
4061	C8	INY			Increment lower 8 bits of data storage
4062	84 0A	STY		\$0A	
4064	D0 05	BNE		\$406B	Carry out to upper 8 bits?
4066	A4 0B	LDY		\$0B	
4068	C8	INY			Increment upper 8 bits of data storage
4069	84 0B	STY		\$0B	
406B	AD F0 C0	LDA		\$C0F0	Input data
406E	8D A2 49	STA		\$49A2	
4071	29 40	AND		#\$40	
4073	C9 40	CMP		#\$40	Check for second digit
4075	D0 F4	BNE		\$406B	
4077	AD A2 49	LDA		\$49A2	
407A	29 0F	AND		#\$0F	Peel off digit code leaving data
407C	81 0A	STA		(\$0A,X)	Store data
407E	A4 0A	LDY		\$0A	
4080	C8	INY			Increment lower 8 bits of data storage
4081	84 0A	STY		\$0A	
4083	D0 05	BNE		\$408A	Carry out to upper 8 bits?
4085	A4 0B	LDY		\$0B	
4087	C8	INY			Increment upper 8 bits of data storage
4088	84 0B	STY		\$0B	
408A	AD F0 C0	LDA		\$C0F0	Input data
408D	8D A2 49	STA		\$49A2	
4090	29 20	AND		#\$20	
4092	C9 20	CMP		#\$20	Check for third digit
4094	D0 F4	BNE		\$408A	
4096	AD A2 49	LDA		\$49A2	
4099	29 0F	AND		#\$0F	Peel off digit code leaving data
409B	81 0A	STA		(\$0A,X)	Store data
409D	A4 0A	LDY		\$0A	
409F	C8	INY			Increment lower 8 bits of data storage
40A0	84 0A	STY		\$0A	

Listing 1: The machine language subroutine for collecting data from the analog-to-digital converter, here shown in assembly language format. Memory locations 03FE and 03FF contain the hexadecimal interrupt jump vector 4040, which is the entry point of this routine.

Text continued from page 70:

significant 4 bits of the address are decoded by IC1 and are used for on board addressing. Performing a store accumulator (STA) operation to location C0F2 causes the SC (start conversion) line to go high and resets the flip-flop IC4. Performing a LDA (load accumulator) from hexadecimal location C0F1 transfers the end of conversion (EOC) and overrange (OR) status data into the computer. Performing a LDA from location C0F0 transfers the digit-select code and the binary coded decimal (BCD) value of the particular digit selected into the computer.


The software portion of the analog-to-digital converter project is divided into 2 parts:

- A machine language routine to provide high-speed transfer of data from the MC14433 to the computer memory.
- A BASIC routine written in Applesoft floating-point BASIC to take the data in memory and format it into a voltage that can be displayed as a function of time with the high-resolution graphics routine.

Since the Apple II does not have an internal real-time clock, I decided to use the interrupt request line (IRQ) as an input for an external clock. The advantage to this is that a calibrated pulse generator can be used to determine the sampling rate. If desired, the computer can perform other tasks between samples. Knowing when each sample was taken makes it possible to display the data as a function of time with the high-resolution graphics routine. Since the Apple II high-resolution graphics allows the display of 256 points I decided to store 256 points in memory before displaying the data, but there is no reason why the data could not be displayed as it is taken. Figure 2 shows the flowchart of the machine language program, and listing 1

6809!

S-100 Compatibility. 6809 Computability.



- **6809**

- 16 bit internal arithmetic
- Hardware multiplication
- Two stack pointers
- Two index registers
- 18 addressing modes
- Fully relocatable code
- Five interrupts
- Up to three times the throughput of a 4MHz Z-80

- 1K RAM
- 10K PROM space
- MONBUG II monitor included
- 2400 baud cassette interface
- 20 I/O lines
- RS-232 level shifters
- Real time clock
- DMA
- Parallel keyboard input
- Memory-mapped video output
- Fully S-100 compatible (including 8080 type I/O)
- A complete system, ready to use.

MD-690a Single Board Computer
\$239 kit \$299 assembled

6802 Processor also available
Ask about 6802, 6809 and Z80 systems.

Please rush the following:

- CPU Card (kit)
- CPU Card (assembled)

Name _____
Address _____
Company _____
City _____
State/Zip _____

*CA residents add 6%.
Visa and Mastercharge accepted.*

MicroDaSys
P.O. Box 36051
Los Angeles, CA 90036
(213) 935-4555

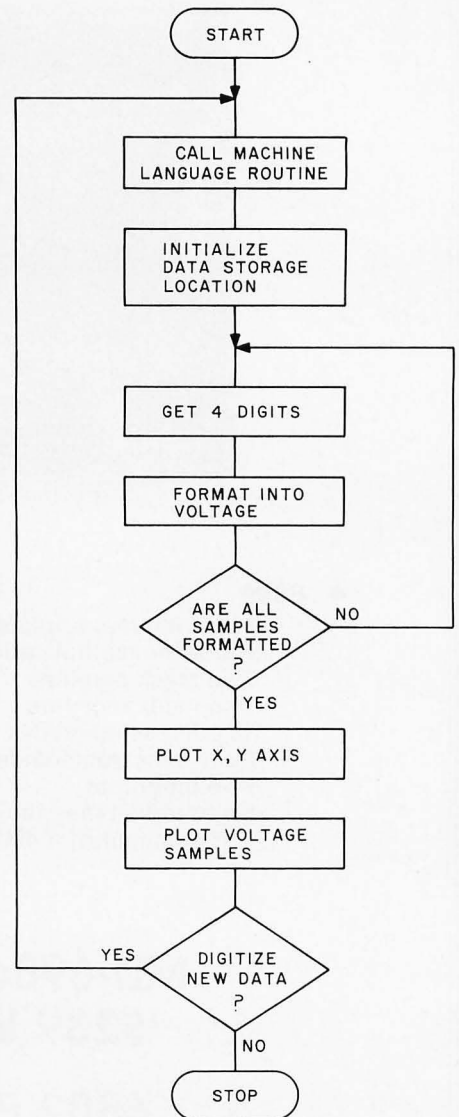
40A2	D0	05	BNE	\$40A9	Carry out to upper 8 bits?
40A4	A4	0B	LDY	\$0B	
40A6	C8		INY		Increment upper 8 bits of data storage
40A7	84	0B	STY	\$0B	
40A9	AD	F0	C0 LDA	\$C0F0	Input data
40AC	8D	A2	49 STA	\$49A2	
40AF	29	10	AND	#\$10	
40B1	C9	10	CMP	#\$10	Check for LSD (least significant digit)
40B3	D0	F4	BNE	\$40A9	
40B5	AD	A2	49 LDA	\$49A2	
40B8	29	0F	AND	#\$0F	Peel off digit code leaving data
40BA	81	0A	STA	(\$0A,X)	Store data
40BC	A4	0A	LDY	\$0A	
40BE	C8		INY		Increment lower 8 bits of data storage
40BF	84	0A	STY	\$0A	
40C1	D0	05	BNE	\$40C8	Carry out to upper 8 bits?
40C3	A4	0B	LDY	\$0B	
40C5	C8		INY		Increment upper 8 bits of data storage
40C6	84	0B	STY	\$0B	
40C8	A5	45	LDA	\$45	
40CA	40		RTI		Return from interrupt

Listing 2: Program in Applesoft floating point BASIC which calls the machine language routine of listing 1 and then formats and displays the data received, using the high-resolution graphics capability of the Apple II.

Program	Comments
100	DIM Z (300)
101	HOME
102	GOTO 1000
110	CALL 16384
111	HOME: VTAB 24
112	PRINT "THE DIGITIZED DATA IS BEING FORMATTED FOR PLOT ING"
113	X = 18944
115	FOR J = 0 TO 255
120	V1 = PEEK (X)
122	V2 = PEEK (X + 1)
124	V3 = PEEK (X + 2)
126	V4 = PEEK (X + 3)
128	X = X + 4
130	IF V1 > 7 THEN V1 = 0
132	IF V1 = 0 THEN GOTO 140
134	V1 = 1
140	V\$ = STR\$ (V1) + STR\$ (V2) + STR\$ (V3) + STR\$ (V4)
150	Z(J) = VAL (V\$) / 1000
160	NEXT J
200	HGR: HCOLOR = 3
202	HPLOT 20,0 TO 20,150
204	HPLOT TO 279,150
208	HPLOT 18,0 TO 22,0
210	HPLOT 18,10 TO 22,10
212	HPLOT 18,20 TO 22,20
214	HPLOT 18,30 TO 22,30
216	HPLOT 18,40 TO 22,40
218	HPLOT 18,50 TO 22,50
220	HPLOT 18,60 TO 22,60
222	HPLOT 18,70 TO 22,70
224	HPLOT 18,80 TO 22,80
226	HPLOT 18,90 TO 22,90
228	HPLOT 18,100 TO 22,100
230	HPLOT 18,110 TO 22,110
232	HPLOT 18,120 TO 22,120
234	HPLOT 18,130 TO 22,130
236	HPLOT 18,140 TO 22,140
238	HPLOT 18,150 TO 22,150
240	HPLOT 4,47 TO 4,53
242	HPLOT 7,53
246	HPLOT 10,47 TO 10,53
248	HPLOT TO 14,53
250	HPLOT TO 14,47
252	HPLOT TO 10,47
260	HPLOT 7,103
262	HPLOT 14,97 TO 10,97

Listing 2 continued on page 78

Figure 3: Flowchart of the BASIC program which calls the machine language subroutine, formats the data obtained from the analog-to-digital converter, and displays it using high-resolution graphics.



shows the coded program with comments.

Upon entering the subroutine, all of the necessary registers are saved to enable a successful return from subroutine. The first thing that happens is that the *end of conversion* flip-flop is reset and the program loops until the MC14433 completes the next conversion and sets the flip-flop. The program then samples the data lines and decides whether or not the data represents the most significant piece of data. If it does not, the program continues to sample the data lines until the most significant piece of data has been obtained. This datum is then stored in memory, the memory storage locations are in-

Get Ready to Make Your Own Magic

Announcement I. The first eight Personal Programs[®] from Aladdin Automation are waiting for you now at your neighborhood computer retailer or direct from Aladdin.

Now you can get your full share of Aladdin Magic in every one of these Personal Programs[®]:

Math-Ter-Mind[®] A delightful, educational learning experience for your pre-school child. Watch the smile on your child's face as a correct answer makes the mathematician smile on the screen before you. A nursery song also serves as a reward for learning elementary addition and subtraction. With Aladdin's Math-Ter-Mind[®] your child's pathway to learning will be fun-filled . . . for both of you. Math-Ter-Mind[®] is the first release from the Aladdin Education[®] Series. (nursery song currently available only in Apple II[®] program)

Lunar Lander In a controlled descent, you're just seconds away from your first landing on the cold, forbidding surface of the moon. As you navigate your delicate spacecraft downward to the safety of Moonbase, you must be ever watchful of the dangers rising to meet you with each passing moment: a fuel level fast approaching zero; deadly meteor showers that come from any direction, at any time; sheer-faced rock cliffs and rough terrain; choosing the correct landing pattern and rate of descent. Aladdin's Lunar Lander. Your chance to reach out and touch the stars . . . without leaving the safety and comfort of your own chair. The first release from the Aladdin Simulation[®] Series.

Craps All eyes in the casino are on you. The dice are in your hands. Lady Luck sits at your shoulder, whispering . . . "Just one more time. Try your luck just one more time." You throw . . . and watch the dice tumbling on the screen. With Aladdin's Craps you play against the computer, so it's awfully tough to win. But when you do, it's an experience you're likely never to forget. Craps. An exciting, heart-pounding Personal Program[®]. The first release from the Aladdin Las Vegas[®] Series.

Mastermind A challenging game of intrigue, centuries old, that will give you full chance to test your powers of logic, deduction and reason. And test them you will, as you try and solve the computer's puzzle, using clues as they're provided one-by-one. You control the degree of difficulty in this classic Personal Program[®] that offers one simple, yet all-consuming challenge: beat the Mastermind in a direct, one-on-one battle of wits. Aladdin's Mastermind. The first release from the Aladdin Old Favorites[®] Series.


Tic-Tac-Toe Five different levels of difficulty allow a person of any age or skill to take part in this relaxing, enjoyable game that can act as a learning tool, as well. Level I, for example, is suitable for children and is excellent also for teaching simple mathematics. The computer plays just about perfectly at Level V. Just about, that is, so go ahead and take your best shot. See if you can beat the computer in this traditional favorite of young and old alike. Tic-Tac-Toe. Another first release from the Aladdin Old Favorites[®] Series.

Jungle Island[®] Shipwrecked in a raging storm at sea, miraculously you survive only to find yourself stranded on a seemingly deserted jungle island. Without food, water or supplies of any kind, you begin to try and find your way to safety. The computer will be your eyes and ears as you explore your jungle island and all the mysteries and dangers that lie in wait for you. Jungle Island[®]. A captivating first release from the Aladdin Adventure[®] Series.

Stix[®] Aladdin's Stix[®] can be played with 2 to 5 piles of sticks and between 1 and 19 sticks in each pile. The object: to be the one to pick up the last stick. Sounds simple? Yes, but you're playing against the computer. Take heart, though, because you can control the degree of difficulty in this update of the ancient game of Nim. Stix[®]. Another first release from the Aladdin Old Favorites[®] Series.

Super Pro Football[®] Here's your chance to be more than just an armchair quarterback. With Aladdin's Super Pro Football[®] you can replay any Super Bowl game, from the first, between Green Bay and Oakland, to last year's classic victory by Pittsburgh over Dallas. For once you can turn back the clock and go for that one big play that made the difference between victory and defeat in pro football's biggest game of all. Super Pro Football[®]. The first exciting release from the Aladdin Super Pro[®] Series.


Visit your neighborhood computer retailer or contact Aladdin direct to get your full share of the magic in Announcement I, the first eight Personal Programs[®] from Aladdin Automation.



Math-Ter-Mind[®]



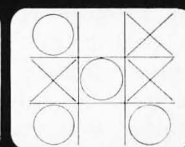
Lunar Lander



Craps




Mastermind



Tic-Tac-Toe



Jungle Island[®]



Stix[®]



Super Pro Football[®]

Welcome to the All-New World of Aladdin. And Get Ready to Make Your Own Magic

Circle 3 on inquiry card.



ALADDIN AUTOMATION, INC.
A DIVISION OF
ALADDIN COMPUTER CORP.

3420 Kenyon Street, Ste. 131, San Diego, CA 92110

Listing 2 continued:

```

264 H PLOT TO 10,100
266 H PLOT TO 14,100
268 H PLOT TO 14,103
270 H PLOT TO 10,103
272 H PLOT 14,147 TO 10,147
274 H PLOT TO 10,153
276 H PLOT TO 14,153
278 H PLOT TO 14,147
280 H PLOT 30,148 TO 30,152
281 H PLOT 40,148 TO 40,152: H PLOT
50,148 TO 50,152
282 H PLOT 60,148 TO 60,152: H PLOT
70,148 TO 70,152
283 H PLOT 80,148 TO 80,152: H PLOT
90,148 TO 90,152
284 H PLOT 100,148 TO 100,152: H PLOT
110,148 TO 110,152
285 H PLOT 120,148 TO 120,152: H PLOT
130,148 TO 130,152
286 H PLOT 140,148 TO 140,152: H PLOT
150,148 TO 150,152
287 H PLOT 160,148 TO 160,152: H PLOT
170,148 TO 170,152
288 H PLOT 180,148 TO 180,152: H PLOT
190,148 TO 190,152
289 H PLOT 200,148 TO 200,152: H PLOT
210,148 TO 210,152
290 H PLOT 220,148 TO 220,152: H PLOT
230,148 TO 230,152
291 H PLOT 240,148 TO 240,152: H PLOT
250,148 TO 250,152
292 H PLOT 260,148 TO 260,152: H PLOT
270,148 TO 270,152
300 FOR J = 0 TO 255
310 H PLOT J + 20,150 - (Z(J) * 100) Plot voltage
320 NEXT J
1000 PRINT "PRESS RETURN TO START A/D"
1010 K = PEEK ( - 16384)
1012 POKE - 16368,0
1014 IF K > 127 THEN GOTO 1020
1016 GOTO 1010
1020 TEXT
1022 HOME
1024 V TAB 24
1026 PRINT "256 DATA POINTS ARE
BEING DIGITIZED"
1028 GOTO 110
1099 END

```

cremented, and the program begins to look for the 2nd piece of data. After the 4 digits representing the digitized voltage have been stored, the program checks to see if 256 samples have been stored. If they have not, control returns to the beginning of the subroutine. When all 256 samples have been stored, the program returns to the BASIC routine which called it.

The BASIC routine has the task of assembling the 4 digits from each conversion into a single number which is equal to the measured voltage. A flowchart is shown in figure 3. The machine language assembly routine has previously taken each of the 4 digits from a single conversion and has stored them in individual memory locations. The BASIC routine uses the string manipulation capabilities of Applesoft BASIC to fetch each digit from its memory location and to assemble all 4 digits into a

single 4-digit voltage. After all 256 conversions have been changed into voltages and stored in a matrix array, the high-resolution graphics routine is called and the voltages are plotted as a function of time. It is convenient to have the voltages stored in a matrix array so that if further analysis of the data is required it can be easily retrieved. Listing 2 shows the coded BASIC program with comments.

To demonstrate the ability of a system to digitize and display low-frequency signals, a waveform generator was connected to the analog-to-digital converter. Photo 1 shows a 0.05 Hz sine wave which was digitized at 10 samples per second. Photo 2 shows a 0.05 Hz triangular wave which was digitized at 10 samples per second. Photo 3 shows a 0.001 Hz sine wave which was digitized at 1 sample per minute. The results are even more impressive when you consider that this is a data-acquisition

Photo 1: High-resolution display of a 0.05 Hz sine wave signal which has been digitized at 10 samples per second.

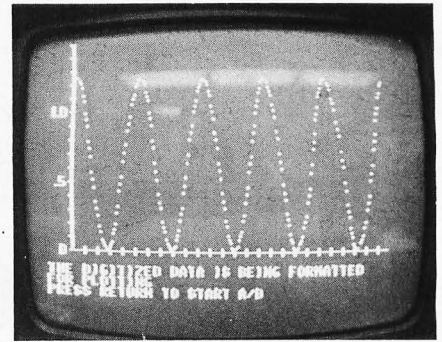


Photo 2: Display of a 0.05 Hz triangular wave digitized at 10 samples per second.

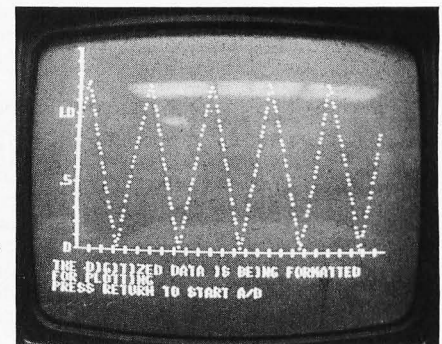
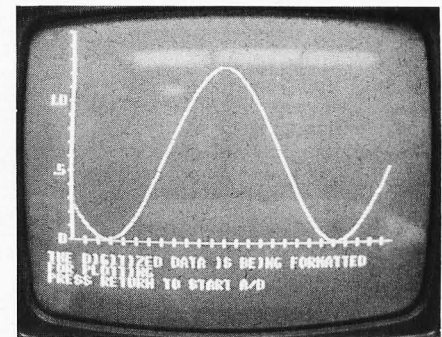


Photo 3: Display of a 0.001 Hz sine wave digitized at 1 sample per minute.



system costing less than \$2,000.

At present, a high-speed analog-to-digital converter is being constructed to digitize and analyze the electromyographic voltages which come from muscles. This will allow an investigator to gather data for further analysis of the complex neural-impulse waveform resulting from stretching a muscle. I anticipate that once researchers become aware of the data acquisition, data analysis, and system control that are possible with these low-cost systems, there will be a drastic increase in their use. ■

DIABLO PROVES LOOKS ARE EVERYTHING.

With Diablo's printers and terminals, you can always be sure that beauty will be in the eyes of the beholder. Because no one knows more about print wheel technology than the company that invented it in the first place.

Diablo's metal and plastic wheel printers have established industry standards for crisp, clear characters, proportional spacing, and uniform density.

So, when you're ready to choose a printer for your own computer, pick the one that produces "picture perfect" originals every time.

If you really want to look good, remember this. With Diablo, you'll always look your best.

Diablo Systems



Up Your Output.

TEMPOS

MULTI-TASKING!

The TEMPOS Operating System is quickly becoming the standard in Multi-User, Multi-Tasking operating systems for 8080 and Z80 microcomputers. Multi-Tasking means that, even with only one user at one terminal, more than one job can be running on the system *simultaneously!* If you have ever had to go get a cup of coffee while you wait for your computer to print listings, you *know* the advantages of a system that will handle one job while you are working on another. TEMPOS is a true time sharing system, and the maximum number of jobs is limited only by your memory.

MULTI-USER!

Want to share your computer with another user? With TEMPOS all it takes is another terminal . . . up to seven interactive terminals are allowed! And with Re-Entrant programs, each user does not need a complete copy in memory. We include three Re-Entrant programs (the OPUS/THREE High-Level Language, the TEXTED Text Editor, and FILES, a disc file directory/manipulator) or write your own! In addition, we include an assembler, a linking loader, over a half-dozen other utility programs and over 60 system subroutines, callable by the programmer!

PROVEN!

With TEMPOS, you get a package that has been tested in our facilities for over two years, and in the field at over 50 different installations. We have used this system ourselves for everything from writing high-level languages to developing applications to text editing to games. TEMPOS is undoubtedly the most flexible software tool on the market . . . and you can have it for much less than you think!

COMPATIBLE!

TEMPOS is available for many different systems; pre-written drivers may include yours. Or, using our interactive System Generation Routine, you can add your own. Call or write *now* for our free catalog and the name of a dealer near you. The TEMPOS Operating System is available for \$787.00, the manual set (price may be credited toward the purchase of the TEMPOS package) for \$21.50 (prices include shipping within the U.S.).

ADMINISTRATIVE
SYSTEMS
INC.

1642 S. Parker Road, Suite 300, Denver, Colorado 80231
(303) 755-9694

BYTE's Bits

EXPAND YOUR COMPUTER'S POTENTIAL WITH NEW TIMESHARING SERVICE

CompuServe, a Columbus Ohio computer service organization which services more than 650 commercial customers including government agencies, financial institutions, and large corporations, has recently expanded its services to encompass the personal computer user. MicroNET is a computer timesharing and software distribution service for home and small business applications. The service costs \$5 per connect hour. The MicroNET system may be accessed via telephone service in 25 major metropolitan areas. It is available between the hours of 6 PM and 5 AM on weekdays, as well as all day Saturday, Sunday and holidays.

According to the company, the personal computer owner will be able to use a variety of computer programs on a timesharing basis; communicate with other MicroNET customers; buy and sell software through the network; and obtain additional on-line storage. The MicroNET timesharing library includes a large selection of programs in several categories including personal programs, educational aids, business applications, games and simulations, programming languages, and programming and diagnostic tools. Most of the programs in the MicroNET library are available at no charge other than the basic connect time rate.

All connect time charges and software purchases will be billed through use of credit card information which is provided by the

customer. For a Service Application form and more information, write to Personal Computing Division, CompuServe Inc, 5000 Arlington Centre Blvd, Columbus OH 43220, or call (614) 457-8600.

NOTES ON BULLETIN BOARD

The Computerized Bulletin Board System (CBBS) in the Atlanta GA area is no longer being operated by DC Hayes Associates Inc. The Atlanta system is now being operated by the Atlanta Computer Society. The telephone number has been changed to (404) 394-4220. A description of a CBBS appeared in the article entitled "Hobbyist Computerized Bulletin Board" by Ward Christensen and Randy Sues, (November 1978 BYTE, page 150).

CITRUS COLLEGE OFFERS PERSONAL COMPUTING COURSES

Citrus College in Azusa CA is offering 2 personal computing courses to commence September 1979. Each class is 18 weeks long. The classes are:

Personal Computing -Building and Using (DP 115) Basic construction techniques, reading simple logic diagrams, debugging circuits, simple assembler, and simple BASIC.

Personal Computing -Software (DP 116) Programming in 6800 and 8080 assembly language.

For further information, contact Ed Keith, Citrus College, 18824 E Foothill Blvd, Azusa CA 91702. ■

THE BRAIN is the single topic of the September issue of SCIENTIFIC AMERICAN

Is the brain a computer? What is the role of chemistry in brain function? Is the capacity of speech "hard-wired" into the brain? Where in the brain is the mind?

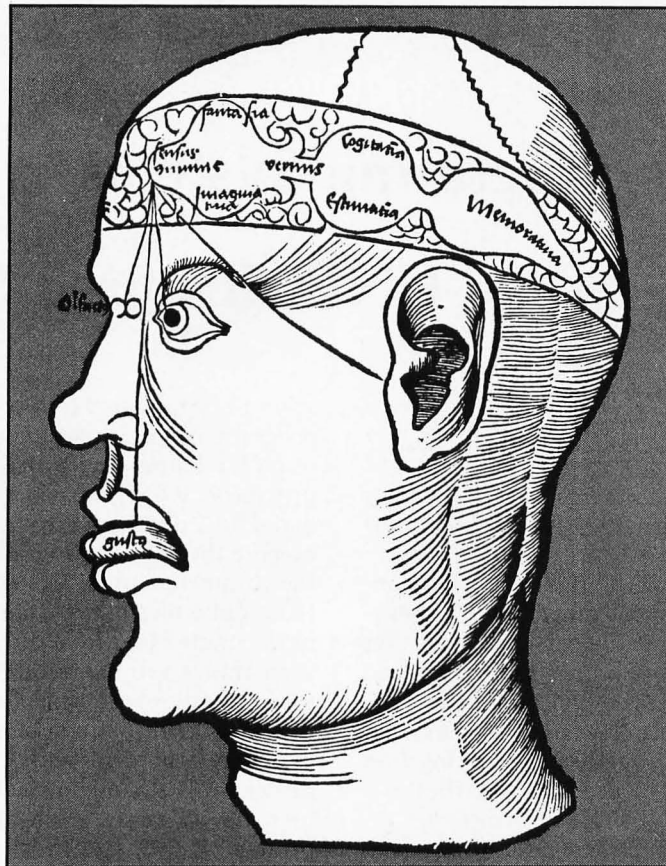
These are questions that will engage your interest in the September issue of SCIENTIFIC AMERICAN.

This issue does not, by any means, tell you "how the brain works." That remains one of the most alluring and baffling questions on the frontier of understanding. The convergence of work in many disciplines—from neurosurgery to linguistics—has begun to put that question, however, in ways that can yield answers.

The deep new knowledge about the brain, gathered at an accelerating rate in recent years, shows this organ to be marvelously designed and capacitated beyond the wonders with which it was invested by ignorant imagination.

Here are the articles:

- The Brain (Introduction)
- The Neuron
- Small Systems of Neurons
- The Organization of the Brain
- The Development of the Brain
- The Chemistry of the Brain
- Brain Mechanisms of Vision
- Brain Mechanisms of Movement
- Specializations of the Human Brain
- Disorders of the Human Brain
- Thinking about the Brain



Each of the authors of this issue has made significant contribution to the growing body of knowledge about the brain. Together they offer a comprehensive exposition of present understanding and chart the way for continuing study.

With this issue the editors of SCIENTIFIC AMERICAN continue a 30-year tradition of devoting each September issue to a single topic of current scientific and public interest. In the other monthly issues our readers enjoy a diversity of articles covering the full range of disciplines.

All the major advances in science of the past three decades have been reported in our pages by the scientists who have done the research. The collaboration of our editors in the preparation of text and illustration makes this work accessible to a steadily growing worldwide readership.

Why not join us at the frontiers of knowledge? You will learn why *The New York Times* calls our magazine "This country's and perhaps the world's outstanding forum for communication between the scientists and the intelligent public."

A one-year subscription, at \$18, saves you \$6 on the newsstand price of \$2.00. A two-year subscription, at \$33, saves \$15. And a three-year subscription, at \$45,

saves you \$27.

Use the coupon below, or call toll free: 1-800-648-5311.

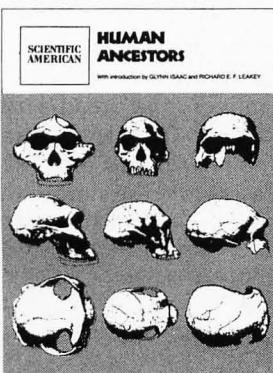
(In Nevada call 800-992-5710.)

Send no money. We'll bill you.

Illustration from Gregor Reisch's *Margarita Philosophica*, 1504.

SCIENTIFIC AMERICAN

WITH YOUR SUBSCRIPTION ... THIS FREE BOOK



As soon as your subscription payment is received, we will also send you *Human Ancestors* (regular price: \$5.00) as a bonus. This 144-page anthology reports the archaeological discoveries that unveiled the evolutionary stream leading to *Homo sapiens*, culminating in the growing recognition of the role of toolmaking in the process of natural selection.

SUBSCRIPTION RESERVATION

SCIENTIFIC AMERICAN 415 Madison Avenue, Dept. ZF, New York, N.Y. 10017

Yes, enter my subscription to the monthly issues of SCIENTIFIC AMERICAN for the term I have checked. As soon as my payment is received, you will also send me—absolutely free—the 144-page book *Human Ancestors* (regular price: \$5.00).

MY GUARANTEE

I may cancel my subscription to SCIENTIFIC AMERICAN at any time and receive a refund for the unused balance. The bonus book is mine to keep.

Name _____

Address _____

City/State/Zip _____

- Start my subscription with September issue
- 1 year—\$18 (save \$6) 2 years—\$33 (save \$15) 3 years—\$45 (save \$27)
- My payment is enclosed Bill me
- (International rates outside U.S. and Canada: 1 year—\$22 2 years—\$40 3 years—\$55)

ZF

Operating Systems

Let's Have Some UNIX-Inspired Software

Jim Howell, 5472 Playa Del Rey, San Jose CA 95123

I would like to add to the comments made by James Jones ("Languages Forum," April 1979 BYTE, page 245) about operating systems.

First, I wholeheartedly agree with his letter. A job control language like OS/370 (or most other large systems, for that matter) would be terrible for personal computer use. Aside from the pile of job control required to do anything, there are other problems with OS-like systems. The numerous file formats and "access methods" make it difficult for programs to work together. Specifying files for the compiler or assembler to use as work files is a nuisance. A file specification (DD statement) also requires giving values for several parameters about which the user usually doesn't care or shouldn't have to specify. Some of these problems are helped by using procedures (sets of job control that the computer vendor or local systems programmer has stored on disk for general use), but these may not be what you need, and they also take up disk space. The space is not significant if your disks store 100 megabytes, but it could be significant for floppy disk users.

I would like to strengthen Mr Jones' suggestions that UNIX be used as a model for a microprocessor operating system. (UNIX is a trademark of Bell Labs.) I have used a UNIX system at work for about a year and it is a very pleasant system to work with. All files on UNIX are a series of bytes: no structure within files are imposed by the system. In particular, there is no concept of a "logical record" in UNIX. A "logical record" is the (usually) fixed size chunk in which files are read or written on big systems; often 80 bytes (for card or card-image files), or 120 or 132 bytes (for line printers). On UNIX, the end of a line in a text file is indicated by the use of a new-line character. This new-line character (line feed on UNIX) replaces the trailing blanks which are stored on systems that use logical records. The new-line character is read or written just like any other character. The size of a file is determined by how many bytes are written to it; pre-determination of the file size (by guessing?) is not necessary, or even possible.

Job control language on UNIX is practically non-existent. A command to run a program (such as a compiler or a user program) consists of the name of the pro-

gram to be executed followed by any parameters that the program needs, separated by blanks. (Parameters are often file names and processing options.) The command processor, which runs as a user program, reads the command line, divides it into "words," and calls the system to execute the desired program. This system call also passes the parameters to the executed program. There is no need to describe files in the command since programs need only the name of a file in order to access it. Block sizes and such things are not required, even for new files, since there is only one format for files.

The following is a summary of the major system calls of UNIX that deal with file or an I/O (input/output) device. A file name in the open and create calls can also be a device name (such as the name for a terminal or printer).

- Open (name, mode) opens an existing file (or device) for further operations. "Name" is a pointer to a character string which is the name of the file (or device) and "mode" indicates reading, writing, or both.
- Create (name, prot) creates a new file, deleting any old file whose name is "name." This new file is opened for writing. (I would like to see a "mode" argument for this call, in addition to the two specified. This "mode" would mean the same as it does for "open.")
- Read (fildes, buffer, length) reads up to "length" bytes from the file whose descriptor is "fildes" into the "buffer". The file descriptor is a small, non-negative integer which was returned by open or create. The number of bytes actually read is returned to the caller. A return of 0 means end of file.
- Write (fildes, buffer, length) writes "length" bytes to the file "fildes" from the "buffer."
- Seek (fildes, offset, base) moves the read/write pointer of the file "fildes" to a new position within the file. "Offset" is how far to move the pointer, and "base" indicates from the start of the file, from the current position, or from the end of the file.
- Close (fildes) closes a file.

Each open file has a read/write pointer associated with

it. Each read or write call starts reading or writing at the current pointer and advances the pointer by the number of bytes read or written. By moving the read/write pointer with the "seek" call, random access files (or even indexed-sequential or other access methods) can be implemented if required. Note that "read" and "write" are the lowest levels of I/O calls to the system, and that they apply to all devices. All device-dependent processing is inside of the operating system. The only thing that a user program needs to know about a file after it is opened or created is the returned number (file descriptor). There are no "control blocks" or other system-imposed structures in user programs. (System calls are available in UNIX to determine the type of device that is associated with an open file for the few programs that need this information.)

Most current microprocessor operating systems use a special character, such as control-z, to mark the end of text files. These systems take the view that "binary" files (files where all 256 possible bytes are valid) are only for executable programs, and in this case reading a few extra bytes from the last sector of the file will not cause any problems. Such a scheme prevents the use of binary files for other purposes where the exact end of the file must be known. Possible uses include a work file written by a compiler or assembler and libraries of subroutines in object format for linking with other programs. (For example you wouldn't want a 20 byte absolute value function to add 128 bytes to your program, simply because the end of a sector is the best you can do at locating the end of the function!) The end of a file should, as in UNIX, be indicated by a count of the number of bytes in the file, and the end of file when reading should be determined by comparing the read/write pointer of the file to the end-of-file byte count. (Writing past the end of a file causes the end of file pointer to move to the new read/write pointer position.)

The above is a description of some aspects of UNIX, and is also intended to be used as guidelines in writing any new operating systems for microprocessors (or even big systems). One other thing that might be considered by an operating system writer is the use of a high-level language for most of the operating system and for the programs that implement supplied commands. This would allow the operating system to be moved to another microprocessor without having to completely rewrite it.

I am about halfway through designing an operating system along the lines of the above suggestions. (I started before Mr Jones' letter appeared in BYTE.) Eventually I expect to implement it.


Let me conclude by listing three references which are recommended to those who are implementing a usable microprocessor operating system. The first two were also mentioned by Mr Jones. ■

REFERENCES

1. *Communications of the ACM*, July 1974. A revised version of the UNIX article appears in reference 3 below.
2. *Software Tools* by Kernighan and Plauger.
3. *The Bell System Technical Journal*, July thru August 1978, part 2. This issue contains about fifteen papers on UNIX. Read especially the first 3 or 4 papers, as well as the one called "UNIX on a Microprocessor" (single-user version on an LIS-11).

Circle 132 on inquiry card.

If you own an
IBM Selectric®
you already have
a high quality output printer.



- Escon printer conversion fits right in
- Installation does not affect:
Shape or normal functioning of typewriter nor eligibility for IBM warranty and service
- Available in S-100, Parallel, RS-232 or IEEE-488
- Entire high quality printer system for TRS-80, Apple, PET, Sorcerer, Horizon, etc.
- All systems assembled, tested and burnt-in
- Factory installations available; complete systems with typewriter available

Prices*	S-100	\$496.00	Parallel	\$525.00
	RS-232	\$549.00	IEEE	\$575.00

*Prices valid in USA only



Escon Products, Inc.
171 Mayhew Way, Suite 204,
Pleasant Hill, CA 94523
(415) 935-4590

It's
subLOGIC
for graphics!

NEW ASSEMBLY LANGUAGE 3D GRAPHICS FOR THE APPLE II . . .



Our 3D packages allow you to animate 3D or 2D data bases created with standard XYZ coordinates. The two users manuals (90 pages total) are written at different technical levels to give all Apple users a quick understanding of access and uses from BASIC and assembly language. The small 8K memory requirement lets you use the subroutine with most of your educational, scientific, and game programs.

\$45 (available August 25, 1979). Disc and relocatable cassette option available.

We're open 9 to 6, Monday thru Friday, central time. Give us a call

The engineering & graphics people

(217) 367-0299

subLOGIC
Box V, Savoy, IL 61874

Soldering Techniques

William Trimmer
40 James St
Morris Plains NJ 07950

Anyone who can get 3 objects into the same vicinity can solder. Doing a professional job, however, requires some care and practice. This article draws on my experience in teaching

electronics and a fine pamphlet prepared by NASA entitled "Soldering Electrical Connections, A Handbook" (United States Printing Office, NASA SP-5002). Good soldering

techniques can save time, components and frustration.

Good Soldering Techniques

Good soldering starts with a clean soldering iron tip and well-tinned parts. Just prior to use, the hot soldering iron should be cleaned by wiping it across a wet sponge. The thermal shock and wiping action will clean the tip and remove the excess solder. Then touch a bit of solder to the tip (photo 1). The iron is now ready for use. The parts to be soldered are ready when the solder flows quickly and evenly over their heated surfaces. If this does not happen, clean the parts by brushing, filing, or rubbing with a pencil eraser. Next flow a thin layer of solder over the clean surface. The parts are now tinned and ready to be soldered.

The prepared parts should be mechanically fastened together before making the soldering joint (photo 2). The solder should not be expected to supply mechanical strength. Clean the soldering iron tip, and add a dab of solder to the tip. Touch the soldering iron to the heavier of the parts to be joined, and begin wiping the solder on the junction between the two parts (photo 3).

Do not feed the solder into the soldering iron tip. When the components are hot enough, the solder will begin to melt into the joint. The solder should skate over the surfaces like butter on a hot pan. Now you must move quickly. Rapidly wipe the entire length of the connection with the solder, being careful not to apply too much. The solder should flow smoothly over the parts. If braided wire is used, the strands should still be visible (photo 4). Doing this well takes a lot of practice. Now remove

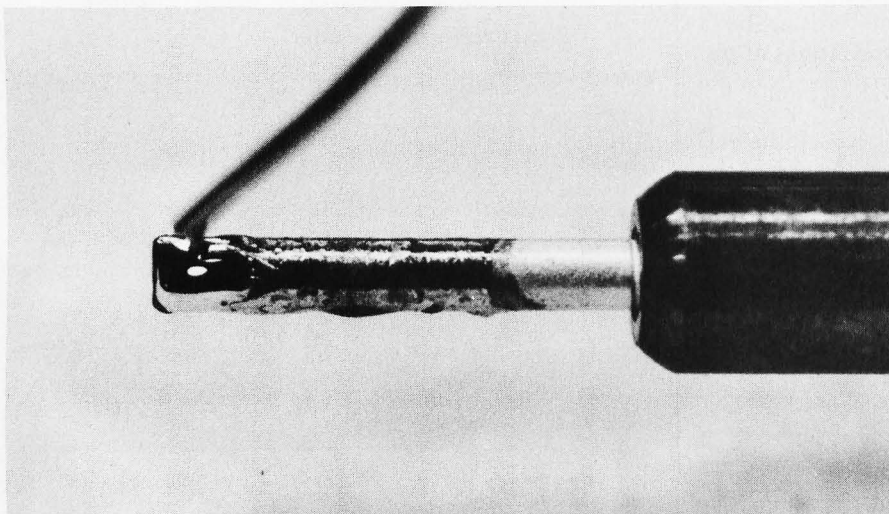


Photo 1: After cleaning the tip of the soldering iron with a wet sponge, prepare it by adding a dab of solder.

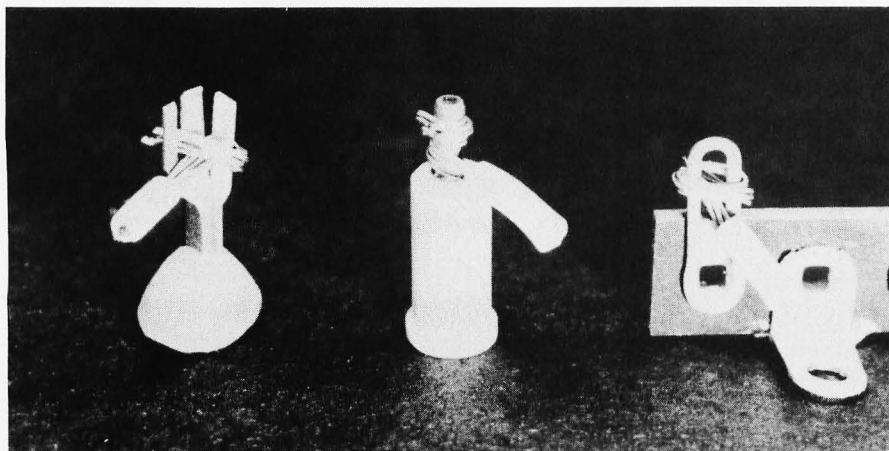


Photo 2: Before soldering, the joints should be mechanically fastened.



WE HAVE YOUR NOVATION MODEMS, RIGHT NOW.

Whether you need an acoustic or direct connect, your Novation modem is in stock today at your nearby Hamilton/Avnet location.

Novation makes a wide range of modems, each with built-in economy, reliability, and quality that can enhance the efficiency and aesthetics of your system. That includes Cat™, a breakthrough for modems. Sleek, silent, compact, Cat is Novation's new acoustically coupled modem designed especially for the small computer user. Easy to use, simple to install, Cat is ideal for both small business and personal computer applications.

You can get your Novation modem locally from us.

We have a complete on-hand selection of Novation modems, plus all the other computer products you need, at each of our locations nationwide.

And if you call our toll-free number, we'll tell you about our new Authorized Hamilton/Avnet Dealer program and the name of your nearest Authorized Dealer. He has your Novation modems in stock, too, as well as all the other computer products you need.

Just call **1-800-421-4645** (in California call **1-800-252-0627**). You can get your Novation modem, right now.



NOVATION FROM HAMILTON/AVNET



World's largest local distributor with 39 locations stocking the world's finest lines of system components

SOUTHERN CALIFORNIA Hamilton, L.A. (213) 558-2121 Avnet, L.A. (213) 558-2345	ROCKY MOUNTAIN Salt Lake City (801) 972-2800 Denver (303) 534-1212 Albuquerque (505) 765-1500	GREAT LAKES Cleveland (216) 831-3500 Dayton (513) 433-0610 Detroit (313) 522-4700	METROPOLITAN Long Island (516) 333-5800 Connecticut (203) 762-0361 No. New Jersey (201) 575-3390	SOUTHEAST St. Petersburg (813) 576-3930 Miami (305) 971-2900
SOUTHWEST San Diego (714) 279-2421 Orange County (714) 754-6111 Phoenix (602) 275-7851	NORTH CENTRAL Chicago (312) 678-6310 Minneapolis (612) 941-3801 Milwaukee (414) 784-4510	SOUTH CENTRAL Dallas (214) 661-8661 Houston (713) 780-1771 Austin (512) 837-8911	MID ATLANTIC Baltimore (301) 796-5000 So. New Jersey (609) 424-0100 Raleigh (919) 829-8030	CANADA Toronto (416) 677-7432 Montreal (514) 331-6443 Ottawa (613) 226-1700
NORTHWEST San Francisco (408) 743-3355 Seattle (206) 746-8750	MID CENTRAL Kansas City (913) 888-8900 St. Louis (314) 731-1144	NORTHEAST Boston (617) 273-7500 Syracuse (315) 437-2641 Rochester (716) 442-7820	SOUTH CENTRAL Atlanta (404) 448-0800 Huntsville (205) 837-7210	INTERNATIONAL Telex 66-4329 Telephone (213) 558-2441 Japan Telex 252-3774 Japan Telephone (03) 662-9911

WE HAVE LOCAL STOCK!

Circle 160 on inquiry card.




Photo 3: When soldering, touch the iron to the heaviest part. When the joint is hot enough, the solder will melt on the side opposite the iron.

Removal Co, 1077 E Edna Place, Covina CA 91724. Their 40-4-5 is a medium size, 40-6-2½ is for large joints, and 40-2-5 is for very small joints.) Push the mesh against the joint with the soldering iron. The solder will be wicked from the joint into the mesh. Solder suckers are also a popular way to remove solder. The tool is cocked, placed on a heated joint, and released. A plunger pulling air through the nozzle of the sucker gets most of the solder. This last suggestion is the least expensive way. Hold the circuit board and heat the joint. Rap the edge of the board smartly on the work bench. Solder flies in every direction, but the joint is clean.

Good soldering takes patience and practice. Fortunately, if properly done, the soldering joints are almost never the culprits when a circuit does not work. The following are some suggestions that will make soldering easier.

Tools

The soldering iron should be well tinned (covered with solder), and should quickly raise the joint to the working temperature. I prefer a 30 or 40 W element for a pencil soldering iron. Cleaning the tip with a wet sponge before soldering will bring the tip down to the correct temperature range (about 700°F). This slightly greater wattage will allow larger pieces to be soldered. Better yet are the temperature controlled pencil soldering irons. Soldering guns are too large and hot for all but the most massive soldering joints. If you buy a new soldering iron, wrap the tip with solder before turning it on. This will coat the tip with solder before it gets hot enough to oxidize. Place the iron in a protective cage towards the back of your work bench so that it can not burn anything. If the iron is not going to be used for a while, unplug it.

It is very tempting to buy less expensive solder. Don't do it. Solder costs very little compared to other components. The best solder is Eutectic, which is 63% tin and 37% lead. This mixture passes directly from a liquid to a solid stage without going through a plastic region. As a result, good soldering joints are easier to make. Solder composition is generally given by two numbers, such as 40-60. The first number is the amount of tin, the second is the amount of

the iron and hold everything perfectly still. Any motion while the solder is going from the liquid to the solid state will cause a cold joint. After the joint is cooled, the surface of the solder should look like a mirror. A good solder joint is an accomplishment.

A good way to begin might be to deliberately make some bad soldering joints. First, shake the two wires while the solder is cooling. Notice the undesirable frosted look. Now try leaving the iron on the joint for more than several seconds, and you will notice that a scum forms. Try putting too much solder on the joint. Often when this blob cools, the frosted surface will appear (photo 5). Try to find the two oldest wires you can. Twist them together and solder them. If they are covered with an oxide layer, the solder will not transfer from the soldering iron tip to the wires. Repeated heatings will probably cause the solder to melt around the joint. Notice how the solder does not flow onto the wires, but sticks to itself. The joint is now probably hot enough to burn the flux.

Inevitably, one has to unsolder some beautifully soldered joints. If the joint is that of a straight wire through a hole, a pull will often accomplish the task. (Be careful of the flying molten solder.) Often, one must remove the solder and then unwrap the wire. The best method uses a fine mesh of properly fluxed copper wire. (An example of this would be Solder-Wick, made by Solder




Photo 4: In a well-soldered braided wire, the strands should still be visible.




Photo 5: Excess solder, poor wetting of the wire, frosted surfaces, and blobs of solder represent poorly soldered joints.

lead. The above solder is less expensive to make than Eutectic solder because tin is the expensive element. However, this solder has a plastic region of about 180°F. The joint must be held completely motionless while the solder is cooling through this plastic stage. Always use a rosin flux when soldering. Never let your iron touch acid flux. An 18 or 20 gauge solder with a rosin core works nicely.

There are a number of other useful tools. These include long nose pliers, diagonal cutting pliers, wire strippers, a slotted screwdriver, a dental pick, and plastic electrical tape.

Assembly Before Soldering

A convenient substrate upon which to build electronics is predrilled epoxy board. The holes should be on 0.1 inch centers in a square grid for digital work. Typical hole sizes are 0.042 or 0.062 inches. Vector-type terminals (Vector Electronic Co Inc, 12460 Gladstone Ave, Sylmar CA 91342) can be pushed into the holes and the discrete components soldered to the terminals. The majority of digital electronics come in the dual-in-line packages. A convenient way to mount dual-in-line packages is with circuit-stick-type subelements (Circuit-Stik Inc, 24015 Gardiner St, POB 3396, Torrance CA 90510). These are very thin sheets of glass epoxy with preetched copper lands on one side and glue on the other. The holes on the subelements are aligned with the holes on the predrilled circuit board, and carefully pressed together. The dual-in-line packages and components can then be pushed through from the other side of the board, and soldered to the preetched copper lands. One can then wire the correct lands together. Because the spacing between the pins of the dual-in-line packages is only 0.1 inches, hand soldering requires care. When working with dual-in-line packages, I prefer to solder sockets onto the board, and plug the dual-in-line packages into the sockets. This method makes troubleshooting easier.

It is important to be neat when soldering. Try to lay the board out logically. Do not crowd the components together. If it is your own design, you will probably want to add something after the board is made. Place all of the resistors the same way so that their color codes

Explorer/85 Professional Computer

Starting at just \$129.95 for a Level "A" operating system, you can now build the exact computer you want. Explorer/85 can be your beginner's system, OEM controller, or IBM-formatted 8" disk small business system... yet you're never forced to spend a penny for a component or feature you don't want and you can expand in small, affordable steps!

Now, for just \$129.95, you can own the first level of a fully expandable computer with professional capabilities—a computer which features the advanced Intel 8085 cpu, thereby giving you immediate access to all software and development tools that exist for both the 8085 and its 8080A predecessor (they are 100% software compatible)—a computer which features onboard S-100 bus expansion—plus instant conversion to mass storage disk memory with either 5-1/4" diskettes or standard IBM-formatted 8" disks.

For just \$129.95 (plus the cost of a power supply, keyboard/terminal and RF modulator, if you don't have them already), Explorer/85 lets you begin computing on a significant level... applying the principles discussed in leading computer magazines... developing "state of the art" computer solutions for both the industrial and leisure environment.

Like all Netronics products, each level of Explorer/85 is engineered to professional standards. Top quality components are used throughout. You are insured, year after year, of stable, reliable service.

And Netronics lets you build the system you want—with the exact components you want. You're never forced to spend a penny for an item you already have (i.e., a power supply, RF modulator, keyboard, etc.) in order to get a new feature or component you need.

No matter what your future computing plans may be, Level "A" is your starting point.

Level "A" Specifications

Explorer/85's Level "A" system features the advanced Intel 8085 cpu, an 8355 ROM with 2k deluxe monitor/operating system, and an 8155 ROM-I/O—all on a single motherboard with room for RAM/ROM/PROM/EPROM and S-100 expansion, plus generous prototyping space.

(Level "A" makes a perfect OEM controller for industrial applications and is available in a special Hex Version which can be programmed using the Netronics Hex Keypad/Display.)

PC Board: glass epoxy, plated through holes with solder mask • **I/O:** provisions for 25-pin (DB25) connector for terminal serial I/O, which can also support a paper tape reader... provision for 24-pin DIP socket for hex keyboard/display... cassette tape recorder input... cassette tape recorder output... cassette tape control output... speaker output... LED output indicator on SOD (serial output) line... printer interface (less drivers)... total of four 8-bit plus one 6-bit I/O ports • **Crystal Frequency:** 6.144 MHz • **Control Switches:** reset and user (RST 7.5) interrupt... additional provisions for RST 5.5, 6.5 and TRAP interrupts onboard • **Counter/Timer:** programmable, 14-bit binary • **System RAM:** 256 bytes located at F800, ideal for smaller systems and for use as an isolated stack area in expanded systems... RAM expandable to 64k via S-100 bus or 4K on motherboard.

Monitor ROM (ASCII Keyboard Version): 2k bytes of deluxe system monitor ROM located at F000 leaving F000 free for user RAM/ROM. Features include tape load with labeling (so that Explorer/85 can locate your specific program automatically)... tape dump with labeling... examine/change contents of memory... insert data (such as from a paper tape reader)... warm start (a feature which is especially helpful in debugging routines as it allows you to save the contents of the registers which might otherwise be lost along with the rest of your program when a bug causes it to self-destruct. The warm start feature helps you pinpoint the exact line in your program that contains an error)... examine and change all registers... single step with register display at each break point, a debugging/training feature... go to execution address... move blocks of memory from one location to another... fill blocks of memory with a constant... display blocks of memory... automatic baud rate selection... variable display line length control (1-255 characters/line)... channelized I/O monitor routine with 8-bit parallel output for high speed printer...

Netronics R&D Ltd., Dept. BY-9
333 Litchfield Road, New Milford, CT 06676

Please send the items checked below—


- Explorer/85 Level "A" Kit (ASCII Version), \$129.95 plus \$3 p&h.
- Explorer/85 Level "A" Kit (Hex Version), \$129.95 plus \$3 p&h.
- 8k Microsoft BASIC on cassette tape, \$64.95 postpaid.
- 8k Microsoft BASIC in ROM Kit (requires Levels "B," "D," and "E"), \$99.95 plus \$2 p&h.
- Level "B" (S-100) Kit, \$49.95 plus \$2 p&h.
- Level "C" (S-100 6-card expander) Kit, \$39.95 plus \$2 p&h.
- Level "D" (4k RAM) Kit, \$69.95 plus \$2 p&h.
- Level "E" (EPROM/ROM) Kit, \$5.95 plus 50¢ p&h.
- Deluxe Steel Cabinet for Explorer/85, \$49.95 plus \$3 p&h.
- ASCII Keyboard/Computer Terminal Kit (features a full 128 character set, upper & lower case, full cursor control, 75 ohm video output convertible to baudot output, selectable baud rate, RS232-C or 20 ma. I/O, 32 or 64 character by 16 line formats, and can be used with either a CRT monitor or a TV set (if you have an RF modulator), \$149.95 plus \$2.50 p&h.

- Deluxe Steel Cabinet for ASCII Keyboard/Terminal, \$19.95 plus \$2.50 p&h.
- Power Supply Kit (±8V @ 5 amps) in deluxe steel cabinet, \$39.95 plus \$2 p&h.
- Gold Plated S-100 Bus Connectors, \$4.85 each, postpaid.
- RF Modulator Kit (allows you to use your TV set as a monitor), \$8.95 postpaid.
- 16k RAM Kit (S-100 Board expands to 64k), \$199.95 plus \$2 p&h.
- 32k RAM Kit, \$329.95 plus \$2 p&h.
- 48k RAM Kit, \$459.95 plus \$2 p&h.
- 64k RAM Kit, \$589.95 plus \$2 p&h.
- 16k RAM Expansion Kit (to expand any of the above up to 64k), \$139.95 plus \$2 p&h each.
- Intel 8085 cpu User's Manual, \$7.50 postpaid.
- Special Computer Grade Cassette Tapes, \$1.90 each or 3 for \$5, postpaid.
- 12" Video Monitor (10 MHz bandwidth), \$139.95 plus \$5 p&h.
- North Star Double Density Floppy Disk System (One Drive) for Explorer/85 (includes 3 drive S-100 controller, DOS, and extended BASIC with per-

- sonalized disk operating system—just plug it in and you're up and running!), \$699.95 plus \$5 p&h.
- Power Supply for North Star Disk Drive, \$39.95 plus \$2 p&h.
- Deluxe Case for North Star Disk Drive, \$39.95 plus \$2 p&h.
- Experimenter's Pak (see above), \$199.90 postpaid.
- Student Pak (see above), \$319.85 postpaid.
- Engineering Pak (see above), \$514.75 postpaid.
- Business Pak (see above), \$1599.40 postpaid.

Total Enclosed \$ _____
(Conn. res. add sales tax) By—
 Personal Check M.O./Cashier's Check Visa Master Charge
(Bank # _____)

Acct. # _____
Signature _____ Exp. Date _____
Print Name _____
Address _____
City _____
State _____ Zip _____
 Send Me Information



serial console in and console out channel so that monitor can communicate with I/O ports.

Monitor ROM (Hex Version): Tape load with labeling... tape dump with labeling... examine/change contents of memory... insert data... warm start... examine and change all registers... single step with register display at each break point... go to execution address.

Level "B" Specifications

Level "B" provides the S-100 signals plus buffers/drivers to support up to six S-100 bus boards and includes: address decoding for onboard 4k RAM expansion selectable in 4k blocks... address decoding for onboard 8k EPROM expansion selectable in 8k blocks... address and data bus drivers for onboard expansion... wait state generator (jumper selectable), to allow the use of slower memories... two separate 5 volt regulators to insure maximum stability and a noise free bus.

Level "C" Specifications

Level "C" expands Explorer's motherboard with a card cage, allowing you to plug up to six S-100 cards directly into the motherboard. Both cage and cards are neatly contained inside Explorer's deluxe steel cabinet. Level "C" includes a sheet metal superstructure, a 5-card gold plated S-100 extension PC board which plugs into the motherboard, 12 card guides, and all brackets and hardware needed for complete assembly. Just add required number of S-100 connectors.

In addition to six S-100 cards, Level "C" will also support an optional test socket that allows you to perform tests and maintenance on both sides of any individual S-100 card, under actual operating conditions. (You won't need Level "C" unless you are planning to use 3 or more S-100 cards with your Explorer/85.)

Level "D" Specifications

Level "D" provides 4k or RAM, power supply regulation, filtering decoupling components and sockets to expand your Explorer/85 memory to 4k (plus the original 256 bytes located in the 8155A).

The 2114 static RAM is organized as 1024 words by 4-bits using N-channel Silicon-Gate MOS technology and can be located anywhere from 0000 to EFFF in 4k blocks.

Level "E" Specifications

Level "E" adds sockets for 8k of EPROM to use the popular Intel 2716 or the TI 2516. It includes all sockets, power supply regulator, heat sink, filtering and decoupling components. Sockets may also be used for soon to be available RAM IC's (allowing for up to 12k of onboard RAM).

Order A Coordinated Explorer/85 Applications Pak!

Experimenter's Pak (SAVE \$12.50)—Buy Level "A" and Hex Keypad/Display for \$199.90 and get FREE Intel 8085 user's manual plus FREE postage & handling!

Student Pak (SAVE \$24.45)—Buy Level "A," ASCII Keyboard/Computer Terminal, and Power Supply for \$319.85 and get FREE RF Modulator plus FREE Intel 8085 user's manual plus FREE postage & handling!

Engineering Pak (SAVE \$41.00)—Buy Levels "A," "B," "C," "D," and "E" with Power Supply, ASCII Keyboard/Computer Terminal, and six S-100 Bus Connectors for \$514.75 and get 10 FREE computer grade cassette tapes plus FREE 8085 user's manual plus FREE postage & handling!

Business Pak (SAVE \$89.95)—Buy Explorer/85 Levels "A," "B," and "C" (with cabinet), Power Supply, ASCII Keyboard/Computer Terminal (with cabinet), 16k RAM, 12" Video Monitor, North Star 5-1/4" Disk Drive (includes North Star BASIC) with power supply and cabinet, all for just \$1599.40 and get 10 FREE 5-1/4" minidiskettes (\$49.95 value) plus FREE 8085 user's manual plus FREE postage & handling!

Continental U.S.A. Credit Card Buyers Outside Connecticut
CALL TOLL FREE 800-243-7428

To Order From Connecticut Or For Technical Assistance, Etc. Call (203) 354-9375


16K Static RAM Boards for the SS-50 Bus

- Gold bus connectors
- 4 separate 4K Blocks
- Individual Addressing, Write Protect, and Enable/Disable for each block



Memories...

\$298¹³




As above with Sockets and Software control features.
\$368¹⁶

All GIMIX memory boards are assembled, Burnt-In for 2 weeks, and tested at 2 MHz. Add \$32.00 for 250 ns parts

8K PROM BOARD \$98.34

2708s \$7.90 each

SS 50 BUS 80 x 24 VIDEO BOARD




With hardware scrolling, x-y addressable cursor and multiple character generators. It includes a TMS 2716 EPROM that contains a full 128 upper and lower case ASCII character set with true descenders; plus a socket for another TMS 2716 for an optional 128 character set; plus 2K of RAM for user-defined programmable character sets. This gives the user the ability to create his own hieroglyphics, alphabet, graphic elements, etc., and store them on PROM, disk, or tape.

The user can choose and intermix 384 different characters from any or all of the character generators and display up to 256 at one time, normally or inversely, and at full or half intensity, at any location on the screen. Contiguous 8x10 character cells permit solid lines and connecting patterns with user definable graphic elements.

It is addressable to any 2K boundary. GHOSTable addressing allows multiple boards at the same address, making it ideal for multi-user applications. The available software includes a GMXBUG video based 3K ROM monitor, stand alone driver routines, and a program to create user defined characters.

DELUXE VERSION \$458.76

Other Video Boards from \$198.71



16K SYSTEMS \$1294.29

Includes: Mainframe cabinet, mother board, power supply, fan, CPU, 16K static RAM, and choice of 1/0 card.

Other packages available.

Add \$10. handling charge on orders under \$200.

GIMIX inc.

1337 WEST 37th PLACE
CHICAGO, ILLINOIS 60609
(312) 927-5510 • TWX 910-221-4055

The Company that delivers.
Quality Electronic products since 1975.

AWG	Diameter (mm)	Ohms per 1000m	Current Capacity (Amperes)
10	2.6	3.3	26
12	2.0	5.2	16
14	1.6	8.3	10
16	1.3	13	6
18	1.0	21	4
20	0.81	33	2.5
22	0.64	53	1.6
24	0.51	84	1.0
26	0.40	135	0.6
28	0.32	214	0.4
30	0.25	341	0.2

Table 1: Approximate values for various American Wire Gauge (AWG) sizes of copper wire.

can be read from the same side of the board. Run the wires in an orderly manner. I prefer to mount components like resistors, transistors, etc, slightly off the board. This improves the heat transfer, and makes it easier to slip in a probe for testing. Components that weigh 0.5 ounces or more should be mechanically mounted to the board. A little epoxy or silicon rubber works wonders for mounting these components.

Properly stripping wire is a dichotomy. First, the insulation should be cut and removed. Second, the wire should not be cut. (If stranded wire is used, a nick will cause only a few strands to break.) With practice, you can strip the insulation without cutting the wire. Try cutting slowly through a wire. Notice the difference in the feel between the insulation and wire. Now cut off the wire and start again with a clean end. Cut down until the wire is felt, then relax the stripper slightly. Now rotate the wire 45° and again squeeze a bit. This will cut the insulation all the way around, not just where the stripper teeth cut the deepest. Be sure to open the stripper slightly and pull the insulation off the wire. With practice, you can learn not to nick the wire. The secret is to stop cutting just before the cutter reaches the wire. A firm pull will usually break off the remaining insulation. If you still nick the wire, take heart, you have much company.

Table 1 gives the American Wire Gauge (AWG) size, the approximate diameter, ohms per 1000 meters, and current carrying capability of copper

wire. Try to use a number of wires of different colors and gauges. This not only matches the current capability with the load, but also makes it easier to trace wires.

Finally, some words on safety: be sure that you have a stand for your iron; always wear shoes and safety glasses; and try not to flick solder on anything important. When cutting wires, hold the cutter so that the pieces fly away from you. To avoid potentially lethal shocks, it is best to have a rubber mat beneath your feet and stool.

By following these rules and techniques, almost anyone can learn to solder well. ■















"WE WILL RETURN TO OUR PROGRAM IN JUST A MOMENT, BUT FIRST A MESSAGE FROM OUR SPONSOR."

POWER-ONE D.C. POWER SUPPLIES

Now available for small systems applications

Power-One, the leader in quality open-frame power supplies, now offers a complete line of single, dual, and triple output models for small computer systems. Also available are special purpose models for Floppy Disk and Microcomputer applications.

Below are just a few popular examples of the over 90 "off the shelf" models now available from stock.

<p>SINGLE OUTPUT & LOGIC POWER SUPPLIES</p> <ul style="list-style-type: none"> • 56 "off the shelf" models • 2V to 250V, 0.1A to 40A • $\pm .05\%$ regulation • 115/230 VAC input 	<p>5V @ 3A, w/OVP</p>  <p>HB5-3/OVP \$24.95 single qty.</p>	<p>5V @ 12A, w/OVP</p>  <p>HD5-12/OVP \$79.95 single qty.</p>	<p>5V @ 40A, w/OVP NEW</p>  <p>SK5-40/OVP Switching Model \$250.00 single qty.</p>
<p>FLOPPY-DISK SERIES</p> <ul style="list-style-type: none"> • 8 "off the shelf" models • Powers most popular drives • Single/dual drive applications • 2-year warranty 	<p>5V @ 0.7A, w/OVP NEW 12V @ 1.1A/1.7A PK</p>  <p>CP340 For one 5.25" Media Drive \$44.95 single qty.</p>	<p>5V @ 1A, w/OVP -5V @ 0.5A, w/OVP 24V @ 1.5A/1.7A PK</p>  <p>CP205 For one 8.0" Media Drive \$69.95 single qty.</p>	<p>5V @ 2.5A, w/OVP -5V @ 0.5A, w/OVP 24V @ 3A/3.4A PK</p>  <p>CP206 For two 8.0" Media Drives \$91.95 single qty.</p>
<p>DUAL OUTPUT MODELS</p> <ul style="list-style-type: none"> • 15 "off the shelf" models • $\pm 5V$ to $\pm 24V$, 0.25A to 6A • I.C. regulated • Full rated to $+50^{\circ}C$ 	<p>12V/15V @ 0.25A NEW</p>  <p>HAD12-.25/HAD15-.25 \$32.95 single qty.</p>	<p>5V @ 2A, w/OVP 9 - 15V @ 0.5A</p>  <p>HAA512 \$44.95 single qty.</p>	<p>$\pm 12V @ 1.7A$ or $\pm 15V @ 1.5A$</p>  <p>HBB15-1.5 \$49.95 single qty.</p>
<p>TRIPLE OUTPUT MODELS</p> <ul style="list-style-type: none"> • 10 "off the shelf" models • 5V plus $\pm 9V$ to $\pm 15V$ outputs • Models from 16W to 150W • Industry standard size 	<p>5V @ 2A, w/OVP $\pm 9V$ to $\pm 15V @ 0.4A$</p>  <p>HTAA-16W \$49.95 single qty.</p>	<p>5V @ 3A, w/OVP $\pm 12V @ 1A$ or $\pm 15V @ 0.8A$</p>  <p>HBAA-40W \$69.95 single qty.</p>	<p>5V @ 6A, w/OVP $\pm 12V @ 1.7A$ or $\pm 15V @ 1.5A$</p>  <p>HCCB-75W \$91.95 single qty.</p>



NEW 79' CATALOG!

Get Your FREE Copy Now!

Phone us direct or circle the reader service number below.



POWER-ONE INC.
D.C. POWER SUPPLIES

Power One Drive • Camarillo, CA 93010 • (805) 484-2806 • TWX 910-336-1297

Software
with / Manual
Manual / Alone

Software
with / Manual
Manual / Alone

Software
with / Manual
Manual / Alone

DIGITAL RESEARCH

- CP/M* Floppy Diskette Operating System** — Packages supplied on diskette complete with 8080 assembler, text editor, 8080 debugger and various utilities plus full documentation. CP/M available configured for most popular computer/disk systems including: North Star Single, Double or Quad density, Altair 8" disks, Helios II, Exidy Sorcerer, Vector MZ, PolyMorphic 8813†† Heath H17† or H89†, TRS-80†, iCOM 3712 and iCOM Micro Disk plus many other configurations available off the shelf **\$145/\$25**
- MAC** — 8080 Macro Assembler. Full Intel macro definitions. Pseudo Ops include RPC, IRP, REPT, TITLE, PAGE, and MACLIB. Z-80 library included. Produces Intel absolute hex output plus symbols file for use by SID (see below) **\$100/\$15**
- SID** — 8080 symbolic debugger. Full trace, pass count and break-point program testing system with back-trace and histogram utilities. When used with MAC, provides full symbolic display of memory labels and equated values **\$85/\$15**
- TEX** — Text formatter to create paginated, page-numbered and justified copy from source text files, directable to disk or printer **\$85/\$15**
- DESPOOL** — Program to permit simultaneous printing of data from disk while user executes another program from the console **\$50/\$10**

All Microsoft prices are discounted!

MICROSOFT

- Disk Extended BASIC** — Version 5, ANSI compatible with long variable names, WHILE/WEND, chaining, variable length file records **\$300/\$25**
- BASIC Compiler** — Language compatible with Version 5 Microsoft interpreter and 3-10 times faster execution. Produces standard Microsoft relocatable binary output. Includes Macro-80. Also linkable to FORTRAN-80 or COBOL-80 code modules **\$350/\$25**
- FORTRAN-80** — ANSI '66 (except for COMPLEX) plus many extensions. Includes relocatable object compiler, linking loader, library with manager. Also includes MACRO-80 (see below) **\$400/\$25**
- COBOL-80** — ANSI '74 Relocatable object output. Format same as FORTRAN-80 and MACRO-80 modules. Complete ISAM, interactive ACCEPT/DISPLAY, COPY, EXTEND **\$625/\$25**
- MACRO-80** — 8080/Z80 Macro Assembler. Intel and Zilog mnemonics supported. Relocatable linkable output. Loader, Library Manager and Cross Reference List utilities included **\$149/\$15**
- EDIT-80** — Very fast random access text editor for text with or without line numbers. Global and intra-line commands supported. File compare utility included **\$89/\$15**

*CP/M is a trade name of Digital Research
 **Z80 is a trademark of Zilog, Inc.
 ***WHATSI? is a trademark of Computer Hardware.

†CP/M for Heath, TRS-80 Model I and PolyMorphic 8813 are modified and must use especially compiled versions of system and applications software.
 ††PolyMorphic 8813 CPM scheduled for September 15 release.

XITAN (software requires Z80** CPU)

- Z-TEL** — Text editing language. Expression evaluation iteration and conditional branching ability. Registers available for text and commands. Macro command strings can be saved on disk for re-use **\$69/\$20**
- ASM Macro Assembler** — Mnemonics per Intel with Z-80 extensions. Macro capabilities with absolute Intel hex or relocatable linkable output modules. New version 3 with added features **\$69/\$20**
- LINKER** — Link-edits and loads ASM modules **\$69/\$20**
- Z-BUG debugger** — Trace, break-point tester. Supports decimal, octal and hex modes. Disassembler to ASM mnemonic set. Emulation technique permits full tracing and break-point support through ROM **\$89/\$20**
- TOP Text Output Processor** — Creates page-numbered, justified documents from source text files **\$69/\$20**
- A4 package** includes Z-TEL, ASM, LINKER, Z-BUG, TOP **\$299/\$40**

EIDOS SYSTEMS

- KISS** — Keyed Index Sequential Search. Offers complete Multi-Keyed Index Sequential and Direct Access file management. Includes built-in utility functions for 16 or 32 bit arithmetic, string/integer conversion and string compare. Delivered as a relocatable linkable module in Microsoft format for use with FORTRAN-80 or COBOL-80, etc. **\$535/\$23**
- KBASIC** — Microsoft Disk Extended BASIC with all KISS facilities, integrated by implementation of nine additional commands in language. Package includes KISS.REL as described above, and a sample mail list program **\$995/\$45**

All Micropro prices are discounted!

MICROPRO

- Super-Sort I** — Sort, merge, extract utility as absolute executable program or linkable module in Microsoft format. Sorts fixed or variable records with data in binary, BCD, Packed Decimal, EBCDIC, ASCII, floating, fixed point, exponential, field justified, etc. etc. Even variable number of fields per record! **\$225/\$25**
- Super-Sort II** — Above available as absolute program only **\$175/\$25**
- Super-Sort III** — As II without SELECT/EXCLUDE **\$125/\$25**
- Word-Star** — Menu driven visual word processing system for use with standard terminals. Text formatting performed on screen. Facilities for text paginate, page number, justify, center, underscore and PRINT. Edit facilities include global search and replace, read/write to other text files, block move, etc. Requires CRT terminal with addressable cursor positioning **\$445/\$25**

- Word-Master Text Editor** — In one mode has super-set of CP/M's ED commands including global searching and replacing, forward and backwards in file. In video mode, provides full screen editor for users with serial addressable-cursor terminal **\$125/\$25**

SOFTWARE SYSTEMS

- CBASIC-2 Disk Extended BASIC** — Non-interactive BASIC with pseudo-code compiler and runtime interpreter. Supports full file control, chaining, integer and extended precision variables, etc. **\$90/\$15**

Structured prices are Systems discounted!

STRUCTURED SYSTEMS GROUP

- General Ledger** — Interactive and flexible system providing proof and report outputs. Customization of COA created interactively. Multiple branch accounting centers. Extensive checking performed at data entry for proof, COA correctness, etc. Journal entries may be batched prior to posting. Closing procedure automatically backs up input files. All reports can be tailored as necessary. Requires CBASIC **\$899/\$25**
- Accounts Receivable** — Open item system with output for internal aged reports and customer-oriented statement and billing purposes. On-Line Enquiry permits information for Customer Service and Credit departments. Interface to General Ledger provided if both systems used. Requires CBASIC **\$699/\$25**
- Accounts Payable** — Provides aged statements of accounts by vendor with check writing for selected invoices. Can be used alone or with General Ledger and/or with NAD. Requires CBASIC **\$699/\$25**
- NAD Name and Address selection system** — interactive mail list creation and maintenance program with output as full reports with reference data or restricted information for mail labels. Transfer system for extraction and transfer of selected records to create new files. Requires CBASIC **\$79/\$20**
- QSORT** — Fast sort/merge program for files with fixed record length, variable field length information. Up to five ascending or descending keys. Full back-up of input files created. **\$95/\$20**

GRAHAM-DORIAN SOFTWARE SYSTEMS

- PAYROLL SYSTEM** — Maintains employee master file. Computes payroll withholding for FICA, Federal and State taxes. Prints payroll register, checks, quarterly reports and W-2 forms. Can generate ad hoc reports and employee form letters with mail labels. Requires CBASIC. Supplied in source code. **\$590/\$35**
- APARTMENT MANAGEMENT SYSTEM** — Financial management system for receipts and security deposits of apartment projects. Captures data on vacancies, revenues, etc. for annual trend analysis. Daily report shows late rents, vacancy notices, vacancies, income lost through vacancies, etc. Requires CBASIC. Supplied in source code. **\$590/\$35**

Software for most popular 8080/Z80 computer disk systems including **NORTH STAR, MICROPOLIS, iCOM, DYNABYTE DB8/2, SD SYSTEMS, ALTAIR, EXIDY SORCERER, VECTOR MZ, 8" IBM, HEATH H17 & H89, HELIOS, IMSAI VDP42 & 44, REX, POLYMORPHIC 8813[†] and OHIO SCIENTIFIC formats.**

Shopping

EFFECTIVE JULY 15

Software
with Manual
Manual / Alone

- INVENTORY SYSTEM** — Captures stock levels, costs, sources, sales, ages, turnover, markup, etc. Transaction information may be entered for reporting by salesman, type of sale, date of sale, etc. Reports available both for accounting and decision making. Requires CBASIC. Supplied in source code. **\$590/\$35**
- CASH REGISTER** — Maintains files on daily sales. Files data by sales person and item. Tracks sales, over-rings, refunds, payouts and total net deposits. Requires CBASIC. Supplied in source code **\$590/\$35**
- MICRO FOCUS**
- CIS COBOL** — Version 3 is ANSI 74 subset with extensions which offer powerful interactive screen formatting and built in cursor control. Version 4 additionally offers full level 1 ANSI for Nucleus, Table Handling, Sequential Relative and Indexed I/O, Inter-Program Communication and Library
 Version 3, **\$650/\$50**
 Version 4, **\$850/\$50**
- FORMS** — Interactive utility to create CIS COBOL source code to perform CRT screen handling in application programs. Supports full prompt text, protected fields and input validation against data type and range expected **\$150/\$15**
 When purchased with CIS COBOL **\$125/\$15**
- OTHER**
- tiny C** — Interactive interpretive system for teaching structured programming techniques. Manual includes full source listings **\$75/\$40**
- C Compiler** — Supports most major features of language, including Structures, Arrays, Pointers, recursive function evaluation, linkable with library to 8080 binary output. Lacks data initialization, long & float type and static & register class specifiers. Documentation includes "C" Programming Language book by Kernighan & Ritchie **\$110/\$15**
- ALGOL 60 Compiler** — Powerful block-structured language featuring economical run time dynamic allocation of memory. Very compact (24K total RAM) system implementing almost all Algol 60 report features plus many powerful extensions including string handling direct disk address I/O etc. Requires Z80 CPU **\$199/\$20**
- Z80 Development Package** — Consists of: (1) disk file line editor, with global inter and intra-line facilities; (2) Z80 relocating assembler, Zilog/Mostek mnemonics, conditional assembly and cross reference table capabilities; (3) linking loader producing absolute Intel hex disk file. **\$95/\$20**
- Z80 Debugger** — Trace, break and examine registers with standard Zilog/Mostek mnemonic disassembly displays. Facilities similar to DDT. \$35 when ordered with Z80 Development Package **\$50/\$10**
- DISTEL** — Disk based disassembler to Intel 8080 or TDL/Xitan Z80 source code, listing and cross reference files. Intel or TDL/Xitan pseudo ops optional. Runs on 8080. **\$65/\$10**
- DISILOG** — A DISINTEL to Zilog/Mostek mnemonic files. Runs on Z80 only **\$65/\$10**
- TEXTWRITER II** — Text formatter to justify and paginate letters and other documents. Special features include insertion of text during execution from other disk files or console, permitting recipe documents to be created from linked fragments on other files. Ideal for contracts, manuals, etc. Also creates form letters in conjunction with a mail list file. **\$75/\$10**
- TEXTWRITER III** — All the features of TW II plus generation of table of contents, sorted index and handling of footnotes. TW II users may upgrade for \$60. **\$125/\$10**
- WHATSIT?***** — Interactive data-base system using associative tags to retrieve information by subject. Hashing and random access used for fast response. Requires CBASIC **\$125/\$25**
- XYBASIC** Interactive Process Control BASIC — Full disk BASIC features plus unique commands to handle bytes, rotate and shift, and to test and set bits. Available in Integer, Extended and ROMable versions.
 Integer Disk or Integer ROMable **\$295/\$25**
 Extended Disk or Extended ROMable **\$395/\$25**


Lifeboat Associates

2248 Broadway, N.Y., N.Y. 10024
(212) 580-0082 Telex: 668-585

Software	Price	
<input type="checkbox"/> manual alone		
<input type="checkbox"/> manual alone		
<input type="checkbox"/> manual alone		
<input type="checkbox"/> Check <input type="checkbox"/> U.P.S. COD <input type="checkbox"/> Visa <input type="checkbox"/> Master Charge	Shipping	
	\$1.00 for C.O.D.	
Exp. Date	Total	
Account #	Orders must specify disk systems and formats: e.g. North Star single or double density, IBM single or 2D/256, Altair, Helios II, Micropolis Mod I or II, 5¼" soft sector (Micro iCOM/SD Systems Dynabyte), etc. Add \$1/item shipping (\$2 min.). Add \$1 additional for UPS C.O.D. Manual cost applicable against price of subsequent software purchase. The sale of each proprietary software package conveys a license for use on one system only.	
Signature		
My computer configuration (specifying disk system):		
Name		
Address (No P.O. Box)		
City	State	Zip

Software
with Manual
Manual / Alone

- SMAL/80** Structured Macro Assembled Language — Package of powerful general purpose text macro processor and SMAL structured language compiler. SMAL is an assembler language with IF-THEN-ELSE, LOOP-REPEAT-WHILE, DO-END, BEGIN-END constructs **\$75/\$15**
- Selector II** — Data Base Processor to create and maintain single Key data bases. Prints formatted, sorted reports with numerical summaries. Available for Microsoft and CBASIC (state which). Supplied in source code **\$195/\$20**
- Selector III** — Multi (i.e., up to 24) Key version of Selector II. Comes with applications programs including Sales Activity, Inventory, Payables, Receivables, Check Register, Expenses, Appointments, and Client/Patient. Requires CBASIC. Supplied in source code . . . **\$295/\$20**
 Enhanced version for CBASIC-2 **\$345/\$20**
- CPM/374X Utility Package** — Has full range of functions to create or re-name an IBM 3741 volume, display directory information and edit the data set contents. Provides full file transfer facilities between 3741 volume data sets and CP/M files **\$195/\$10**
- Flippy Disk Kit** — Template and instructions to modify single sided 5¼" diskettes for use of second side in single sided drives **\$12.50**
- BASIC Comparison** — A comprehensive features and performance analysis of five 8080 disk BASIC languages — CBASIC, BASIC-E, XYBASIC, Microsoft Disk Extended BASIC, and Xitan's Disk BASIC. Itemizes results of 21 different benchmark tests for speed and accuracy and lists instructions and features of each BASIC (send 20¢ S.A.S.E.) **FREE**



Lifeboat Associates
 2248 Broadway
 New York, N.Y. 10024

List No. 5

™The Software Supermarket is a trademark of Lifeboat Associates

Clubs and Newsletters

Washington DC Computer Club

The Washington Amateur Computer Society (WACS) is an organization dedicated to personal computing. They are organized to provide a forum for the computer hobbyist and student of computing science. The Society meets on the last Friday of each month in the 1st floor lecture hall in Keane Hall on the campus of the Catholic University of America. The meetings start at 7:30 PM

JWAC, the club's newsletter, is published for Society members and exchange with other hobby organizations. The newsletter is primarily an electronics journal. Annual dues have been set at \$3.50 per year to

cover the cost of 1st class postage for the journal and to defray the expenses of exchanging correspondence with other personal computing organizations. Non-members may subscribe to the journal at the rate of \$5 per year. WACS is interested in exchanging newsletters with other organizations to further the interchange of hobbyist information. Contact Washington Amateur Computer Society, c/o 4201 Massachusetts Ave, #168, Washington DC 20016.

Cromemco User Systems and Software Pool

Cromemco User, Systems and Software Pool is an

independent group for users of Cromemco computers. Board owners are also welcome. The purpose of CUSSP is the exchange among users of Cromemco hardware and software of operating notes, bugs and their fixes, evaluation of hardware and software, user written software, and other announcements relating to Cromemco and associated products.

The 1st volume of 3 newsletters included articles on changes in 16 K byte BASIC, CDOS I/O (input/output) drivers, disk sectors and clusters, hardware modifications, etc. This volume is available for \$10 in the US, Canada, and Mexico; and \$12 in US funds for airmail delivery outside these regions. Membership with the 2nd volume is the same price as the 1st. There is also a special rate of 3 volumes (9 issues) for \$25 in the US, Canada, and Mexico and \$30 elsewhere.

Contact Cromemco User, Systems and Software Pool, POB 784, Palo Alto CA 94302.

Computer Graphics Letter Published by Harvard

Readers of the new *Harvard Newsletter on Computer Graphics* will be able to keep abreast of computer graphics in all its myriad ramifications. The newsletter monitors important commercial, technological, and product developments, as well as market, application, and learning opportunities.

Among the regular departments are News and Trends, Products, Markets, Applications, R and D, Conferences and Seminars, Companies, Business and Financial, and State-of-the-Art Technology. The newsletter will be

published twice a month.

The content will encompass management and statistical graphics, computer graphic-aided design, engineering and manufacturing, image processing, and automated cartography, plus other related areas. Trends in these areas, whether applied to big or small computers, stand-alone terminals, timesharing networks, users, vendors, will be followed. Readers will also learn where to obtain further information on the material covered.

The subscription fee for 1 year is \$125; a 9-issue trial subscription is available for \$45. Airmail outside of North America is \$19.50 for 1 year or \$9.75 for the trial. Contact William Nisen, Harvard University, Laboratory for Computer Graphics, 520 Gund Hall, Cambridge MA 02138.

Akron Ohio Digital Group

The Akron Digital Group meets on the 4th Wednesday of each month at 7 PM at the Kenmore Public Library, 2200 14th St SW, Akron OH. The club programs are aimed toward the small systems hobbyist with tips on programming and hardware application. Micro-processor classes are planned for the fall. Contact Lou Laurich, Akron Digital Group, 107 7th St NW, Barberton OH 44203.

TRS-80 Publication

Insiders: The TRS-80 Hardware Journal with Machine Software is a publication for any TRS-80 owner or user interested in more than BASIC. Both beginners and experts will find articles on machine

HARD DISC FOR S100 MICROS

The XCOMP DCF-10 Disc Controller provides the OEM with a high performance, low cost interface for fixed and removable (2315 or 5440) cartridge disc drives. The DCF-10 is currently supported by two operating systems. For information or manuals, contact XCOMP.



XCOMP INCORPORATED

9915-A Businesspark Ave., San Diego, CA 92131 • (714) 271-8730

language programming, hardware modifications, and other computer languages. Published since June of 1978, articles have described the differences in Level II read-only memories, how to get sound effects and music without a hardware modification, new languages for the TRS-80, and many other subjects. Regular features include a column which reviews various printers, the Disc File which covers the latest in DOS and compatible drives, a Dear Aunt TRiSh question and answer column, and learning machine language with Level II.

A new section of the journal will cover several of the new languages for the TRS-80. Future issues will include regular features on FORTRAN, FORTH, and other languages. Also, there will be regular articles on CP/M, reviews of various commercially available programs, and more on both Level II and DOS.

Subscriptions are available for 6 issues through Computer Cablevision, 2617 42nd St NW, Suite 2N, Washington DC 20007.

New PET Users Group Forming in Washington and Oregon

Individuals interested in forming a PET Users Group in the Oregon and Washington area should contact NW PET Users Group, c/o John F Jones, 2134 NE 45th Ave, Portland OR 97213.

COSMAC Users Group Active Again

After several unavoidable delays, the COSMAC Users Group is back in full operation and *The 1802 Peripheral* newsletter is being published on a monthly basis. Information about the group may be obtained by writing to

Patrick Kelly, Director, COSMAC Users Group, POB 7162, Los Angeles CA 90022. Please include a stamp with your inquiry.

New Speechlab Users Group Formed

Heuristics Inc, manufacturer of Speechlab (a speech recognition unit for the Apple and all S-100 bus computers), has announced the formation of a users group. The users group requests that all interested Speechlab users send their unique uses of the hardware or software to Tom Larson, Director of Sales, Heuristics Inc, 900 N San Antonio Rd, Los Altos CA 94022. A directory of users and applications will be published at a later date.

Aim-65 Newsletter

The Target is a bi-monthly newsletter for owners or prospective owners of Aim 65 systems. The subscription rate is \$5 for 1 year. Contact Custom-Tronics, POB 4310, Flint MI 48504.

Solano TRS-80 Users Club

The Solano TRS-80 Users Club is an informal group that gets together to discuss mutual problems and experiences. Their meetings are held every 3rd Thursday starting July 5th at Owens-Illinois, 2500 Huntington Dr, Fairfield CA. Contact Dave or Steve Irwin, 550 Marigold Dr, Fairfield CA 94533, or call (707) 422-3347.

The Tulsa Computer Society

The Tulsa Computer Society meets the last Tuesday of every month at 7:30

PM. The meeting place is the Tulsa Vocational-Technical School seminar room at 3420 South Memorial Dr (behind Edison's Department Store). Membership in TCS is \$6 annually and includes a 1 year subscription to the club's newsletter, *The I/O Port*. Contact The Tulsa Computer Society, POB 1133, Tulsa OK 74101.

Wichita Valley TRS-80 Users Group Sustains Computer Loss in Recent Tornado

In the recent tornado which wreaked unholy havoc on our city, many of us in the Wichita Valley TRS-80 Users Group lost our computers, our tape and disk library of software, and our library of computer books and periodicals. Even our club's library of soft-

ware and publications was destroyed.

We all have plans to replace our personal computers and software, but at this time I am particularly interested in trying to help our club replace its loss.

Any club, publisher, software producer, or individual who wishes to do so, may contribute noncash items, such as software, back issues of computer publications, and books on computers.

Our address is the Wichita Valley TRS-80 Users Group, POB 4391, Wichita Falls TX 76308.

Thank-you, our club will be grateful.

J Wesley B Taylor
Club Secretary

Although this letter certainly speaks for itself, it is our sincere hope that you or your group will seriously consider contributing non-cash computer related items to this needy organization. ■

computer mart of new jersey computer mart of pennsylvania



the
microcomputer
people®

Computers don't make a computer store, PEOPLE do. Our people have been involved with microcomputers since day one. We offer experience and expertise unparalleled in the microcomputer industry. Whether you are in the market for a complete system, peripherals, custom software, service, or just some friendly advice; there simply is no other place to go.

Computer Mart of New Jersey

501 Route 27
Iselin, NJ 08830
(201) 283-0600

STORE HOURS

Tues. - Sat. 10am - 6pm
Tues. & Thurs. 'till 9pm
CLOSED MONDAYS


Computer Mart of Pennsylvania

530 DeKalb Pike
King of Prussia, PA 19406
(215) 265-2580


NEECO PROUDLY
ANNOUNCES THE
COMPUTHINK

MINIMAX

"FULLY INTEGRATED COMPUTER SYSTEM"



MINIMAX SERIES COMPUTER




**THE MINIMAX SERIES WAS DESIGNED
TO OFFER THE MARKET MINICOMPUTER
CAPABILITIES AT MICROCOMPUTER PRICES.
COMPARE THE CAPABILITIES & PRICE!**

CONTACT NEECO FOR FULL SPECS - FREE MINIMAX MANUAL.

MEET THE MINIMAX COMPUTER

THE MINIMAX SERIES COMPUTER WAS DESIGNED BY INDUSTRY PROFESSIONALS.
COMPARE THE PRICE AND FEATURES TO ANY OTHER COMPUTER IN ITS CLASS!



- THE MINIMAX SERIES COMPUTER IS AN INTEGRATED, COMPACT UNIT CONTAINING THE CPU, DUAL DENSITY DISK STORAGE, 12 INCH CRT, AND FULL STYLE KEYBOARD, WITH SEPARATE NUMERIC ENTRY PAD. ALL KEYS (INCLUDING CURSOR) WITH FULL REPEAT
- HYBRID 2 MEGAHERTZ 6502 CPU • 108K SYSTEM RAM (48K USER)
- FASTEST FLOPPY DISK ACCESS (24K LOADS IN 4.2 SECONDS)
- 16K ROM CONTAINS COMPUTHINK BASIC (AN EXTENDED MICROSOFT BASIC) WITH EXTENDED PRECISION, DOS INCLUDES COMPLETE FILE I/O WITH FULL RANDOM ACCESS, COMPLETE MONITOR WITH DEBUG & TRACE, AND TINY 6502 ASSEMBLER
- COMPLETE HIGH RESOLUTION GRAPHICS WITH INDIVIDUAL DOT (240x512) POINT SCREEN ADDRESSABILITY
- FULL SCREEN TEXT EDITING WITH OVERWRITE, INSERTION OR DELETION
- SPLIT SCREEN/WINDOW MODES
- INDIVIDUAL FIELD EDITING WITH FIELD PROTECT AND AUTO SKIP TO NEXT FIELD
- DISK STORAGE SYSTEM TRANSFERS 6K PER SECOND WITH AUTO VERIFY AND PARITY CHECK
- 12 INCH CRT-64 CHARACTERS BY 30 LINES, UP TO THREE PROGRAMMABLE CHARACTER FONTS FOR LANGUAGES OR SPECIAL CHARACTERS
- SWITCHABLE 110 OR 220V OPERATION
- HYBRID CPU IS MICROPROGRAMMABLE WITH 64 USER DEFINABLE OPCODES, CHOICE OF 800K OR 2.4 MEGABYTE DISK STORAGE
- FULL SERIAL RS-232C PORT WITH PROGRAMMABLE BAUD RATES AND MODEM CONTROL SIGNAL
- DEDICATED DISK PORT
- PRINTER PORT SUPPORTS PARALLEL COMMERCIAL PRINTERS
- 24 PIN I/O USER PORT
- PAGEMATE DATABASE AVAILABLE
- PLM COMPILER AVAILABLE
- BUSINESS PACKAGES AVAILABLE
- COMPLETE DIAGNOSTICS & SCHEMATICS INCLUDED
- COMPLETE USER MANUAL INCLUDED

MINIMAX I - .8 MEGABYTE
ON LINE MINIFLOPPY STORAGE
MINIMAX II - 2.4 MEGABYTE
ON LINE 8" FLOPPY STORAGE

MINIMAX I - \$4495
MINIMAX II - \$5995

**SPECIAL DEALER PRICING AVAILABLE ON DEMONSTRATION
MINIMAX AND SOFTWARE PACKAGES TO QUALIFIED
SELECTED DEALERS. CONTACT NEECO FOR INFO.**

THE MINIMAX WAS DESIGNED AND IS MANUFACTURED BY COMPUTHINK
COMPUTER CORP. DISTRIBUTED IN EUROPE AND THE EASTERN U.S. BY NEECO.

PRINTER NOT
INCLUDED IN PRICE

IN ADDITION TO HARDWARE CAPABILITIES THAT ARE UNMATCHED IN THE INDUSTRY, THE MINIMAX COMPUTER SUPPORTS A COMPLETE DATA BASE SYSTEM (PAGEMATE), CONTAINING FULL STATISTICAL, SORTING, AND EDIT FUNCTIONS. A PLM COMPILER IS AVAILABLE, FULL BUSINESS SUPPORT SOFTWARE IS AVAILABLE AND MORE!—FULL DEALER SUPPORT IS AN IMPORTANT PART OF OUR MARKETING. CONTACT NEECO FOR FURTHER INFORMATION.

THE MINIMAX IS NOW AVAILABLE FOR QUANTITY DELIVERY. DOMESTIC DEALERSHIPS AVAILABLE.
EUROPEAN DISTRIBUTORSHIPS/DEALERSHIPS AVAILABLE TO QUALIFYING COMPANIES WITH
SUPPORT CAPABILITIES. SOFTWARE HOUSES AND OEM INQUIRIES INVITED. CONTACT NEECO.

NEECO

NEW ENGLAND ELECTRONICS CO., INC.
679 HIGHLAND AVE., NEEDHAM, MA 02194
MON-FRI, 9:00-5:30, E.S.T.

(617) 449-1760

TELEX 951021, ANSWERBACK "NEECO"

NEECO

PROUDLY ANNOUNCES THE NEWEST PET MICROCOMPUTERS BY COMMODORE!

PET 2001 — 32K

NEW!



LARGE TYPEWRITER KEYBOARDS NOW AVAILABLE!

The PET™ is now a truly sophisticated Business System with the announcement of these Peripherals.

The PET™ incorporated with the Floppy Disk and Printer makes an ideal business system for most professional and specialized fields: medicine, law, dental, research, engineering, toolmaking, printing, education, energy conservation, etc. The PET™ Business System as a management tool, delivers information to all levels of Business, previously attainable only with equipment many times more expensive. The PET™ Business System is one of the most cost efficient business tools

today. It offers a wide range of applications from logging management strategy in major corporations to organizing accounts and inventory control of small businesses. Here are just a few of the cost-saving uses in the corporation, professional office or small business: stock control, purchasing, forecasting, manufacturing, coding, customer records, mailing lists, etc. The PET™ Floppy Disk and Printer, a compatible business system at a reasonable price — Take a closer look at these Peripherals.

PRODUCT	DESCRIPTION	PRICE	AVAILABILITY
PET 2001—4K	4K RAM	\$ 595	IMMEDIATE
PET 2001—8K	8K RAM	\$ 795	IMMEDIATE
PET 2001—16KN (Large Keys)	16K RAM*	\$ 995	IMMEDIATE
PET 2001—32KN (Large Keys)	32K RAM	\$1295	IMMEDIATE
PET 2023 PRINTER	ROLL FEED	\$ 850	IMMEDIATE
PET 2022 PRINTER	TRACTOR/ROLL	\$ 995	IMMEDIATE
PET 2040A	SINGLE FLOPPY	\$ 895	JUNE/JULY
PET 2040	DUAL FLOPPY*	\$1295	IMMEDIATE
PET C2N	2nd Cassette	\$ 100	IMMEDIATE

*The 16K/32K (large keyboard) units do not include a cassette drive. Order C2N Cassette. 2040 Floppy Drive requires a 16K or 32K unit. 8K RAM Retrofit available July.

ALL UNITS ARE FULLY TESTED BY NEECO BEFORE SHIPMENT. ALL PET'S ARE WARRANTED (BY NEECO) FOR 1 FULL YEAR! NEECO IS A FULL CUSTOMER-ORIENTED BUSINESS. PLEASE CALL FOR ADDITIONAL INFORMATION. ALL UNITS ARE IN STOCK & READY TO SHIP. FULL SOFTWARE AVAILABLE!



COMPUTHINK .4 & .8 MEGABYTE DISK DRIVES FOR THE NEW 16/32K PETS!

DISK SYSTEMS INCLUDE DISKMON OPERATING SYSTEM IN ROM AND INTERFACE TO 16/32 PETS!

- Dual Minifloppy Drives with 200K per diskette side for total 400K/800K on line.
- 800K model accesses all 4 diskette sides via dual read and write arm system.
- Dual Density Hardware and DOS loads 20K (with verification) in 4.2 seconds complete.
- DISKMON (DOS) adds 17 commands to BASIC including Random Access and printer support.
- System comes complete with plug in internal board containing 8K RAM, DOS, and Disk Controller Hardware—Board plugs directly onto internal memory expansion pins.
- System does not utilize IEEE or USER Port; system functions directly from memory port.
- All DISKMON DOS commands reside interactively with BASIC—disk directory command and format command do not interfere with program in RAM—DOS command were designed for simplicity of use. System was manufactured for heavy commercial use.
- System installs completely in less than ten minutes—immediately ready for use.
- \$1295 and \$1595 prices include all hardware, DOS, complete user manual, and demo/utility diskette.
- Available software includes PLM Compiler (\$250), Relocatable Assembler (\$70), Source-Editor Program (\$70), Autolink Linking Loader (\$70), and a complete Database system (PageMate \$495).
- Call or write for complete product information and specifications—User manual \$10.

FOR 8K PETS
(small keyboards)

.4 Megabytes of Disk
Storage for 8K PETS!

(Requires Expandamem)

400K-8S DISK SYSTEM INCLUDES RANDOM
ACCESS IN DOS-LOADS 20K IN 4 SECONDS!

24K Expandamem Memory \$525

32K Expandamem Memory \$615

\$1295


(PRODUCT AVAILABILITY IS AUG/SEPT—CALL FOR INFO)

ALL 16/32K MODELS INCLUDE AN	400K-16N	\$1295
INTERNAL PLUG-IN INTERFACE	400K-32N	\$1295
BOARD CONTAINING DOS, 8K OF	800K-16N	\$1595
RAM, AND CONTROLLER	800K-32N	\$1595

CALL OR WRITE FOR A FREE COPY OF OUR NEW JULY CATALOG!

NEW CENTRONICS 730 PRINTER FOR PET!

- NEWEST TECHNOLOGY FROM CENTRONICS • 50 CPS • 80 CHARACTER LINE
- 10 CPI • 7x7 DOT MATRIX • HANDLES ROLL FEED, PIN FEED PAPER • UPPER & LOWER CASE—\$1099 PRICE INCLUDES INTERFACE TO IEEEPORT. AVAILABLE AUG/SEPT.



\$1099

TRS-80 USERS!—THE
MODEL 730 IS AVAILABLE FOR USE WITH
THE TRS-80. PRICE
INCLUDES CABLE
only **\$995**

WE CANNOT LIST ALL OF OUR SOFTWARE AND HARDWARE PRODUCTS
CALL OR WRITE FOR OUR *FREE* SOFTWARE/HARDWARE DIRECTORY
ALL NEECO PETS CARRY A FULL ONE-YEAR NEECO WARRANTY.

NEECO

NEW ENGLAND ELECTRONICS CO., INC.
679 HIGHLAND AVE., NEEDHAM, MASS. 02194
MON. - FRI. 9:30 - 5:30, EST.

(617) 449-1760

MASTERCHARGE OR VISA ACCEPTED
TELEX NUMBER 951021, NEECO

The Nature of Robots

Part 4: Looking for Controlled Variables

William T Powers
1138 Whitfield Rd
Northbrook IL 60062

In this last part of my series of articles, a simple experiment with a human subject will be attempted; an experiment that can be expanded almost indefinitely. All of the principles from the previous parts will be used. Before the experiment starts, note the following main points that have been established:

- The behavior of an organism is not its output, but some consequence of its motor outputs acting together with unpredictable forces or other disturbances.
- For a more or less remote consequence of motor outputs to be repeatable in a disturbance-prone world, the behaving system must sense the consequence, and act to keep it matching some static or dynamic reference condition. By definition, that makes the organism a control system.
- Organisms acting as control systems control what they sense, not what they do.
- What is controlled is what is sensed, even when the sensing involves one or more stages of real-time computations based on primitive sensory signals.
- In a multiple-level control system, the higher levels act by varying the reference signals for lower-level systems. They control perceptions computed from many lower-level perceptions, some or all of which are controlled by the same lower-level systems.
- If there are n degrees of freedom at one level of control, in principle n higher-level systems could act independently and simultaneously by sharing the use of the lower-level systems. Any higher-level

system acts by sending amplified copies of its error signal to many lower-level systems, each with the proper sign to achieve a negative feedback effect. Any lower-level system receives a reference signal that is the net effect of superimposed higher-level output signals. This worked for a 2-level system with 3 control systems at each level; there is no limit, in principle, to the number of levels or the number of systems at each level. In practice, there is reason to anticipate finding hundreds of systems at a given level, but no more than 10 or 12 distinct levels in a human being. This will be commented on later.

Abstract models and simulations are fine for conveying general ideas. However, if one does nothing but make models and simulations, it is easy to get involved in the math and engineering, and forget the real thing is there to be seen. Items described in the first 3 articles in this series represent something *real*. Real organisms work much the same way control systems work. They do not work in any of the other ways that have been proposed over the centuries (as far as their behavior is concerned). I am not talking metaphorically. There are excellent reasons to think that when the properties of organisms begin to be investigated in terms of control theory, hard data about the way we are organized will start to accumulate (up to a point, anyway).

The experiment to be described in this article is so simple that it may look elementary. Nevertheless, it is the starting point for a new approach to exploring the organization of

human beings. Most new ideas start by looking like old ones, but with a twist that leads in unexpected directions. If you are familiar with tracking experiments, do not be too quick to decide what this is all about.

Equipment Required

The basic equipment needed to do this experiment is:

- A *joystick* with 1 degree of freedom (ie: a potentiometer with a stick on the shaft will suffice).
- A *reasonably fast analog-to-digital (A/D) converter* with 7-bit or more accuracy. My system uses the Cromemco D+7A, which has 7 analog channels in and 7 out, as well as 1 input and 1 output 8-bit port.
- A *memory-mapped display*, in which points are plotted on a video screen by depositing appropriate codes in a reserved segment of memory. This, or something equivalent, is essential for creating the moving objects that are involved in the experiment. I use the Polymorphics VTI with the display area in the 1 K bytes of memory starting at hexadecimal location D000. Out of deference to systems that do not have the VTI's graphics capability (however crude), I have used 64 horizontal elements in the alphabetic mode. Higher resolution would be much more desirable, but this much is enough to show the principles well.

If no memory-mapped display is available, but 2 digital-to-analog (D/A) outputs and a triggered oscilloscope are, the display that is needed can be created. Use 1 D/A

“onComputing™ really makes personal computers easy to under- stand.”



Written in non-technical language, onComputing™ contains articles on the capabilities of microcomputers, getting started, latest reviews of personal computers, where to purchase and how to use your computer.

An anyone can learn the fundamentals of using a computer. **onComputing** readers receive practical advice and helpful hints on how to get the most out of a personal computer, explanations of computer terminology, and, periodically, an updated list of active computer clubs.

Benefit from the experience of other computer enthusiasts. Articles in **onComputing** are written by well known authors as well as competent amateurs. They share their ideas on how to use the computer as a tool for business, education, home entertainment, laboratory work and other applications.

Computer experts edit **onComputing** for the new user, not the computer professional. The editors combine their esoteric knowledge of computer science and equipment to produce concise, non-technical material which can be readily understood by anyone interested in using a computer—for fun or profit.

onComputing, Inc.
70 Main St., Peterborough, NH 03458

Start your subscription today.

EVERY THREE MONTHS **onComputing** will bring the latest developments in the field of personal computing: use, applications, books, selection—all in an easy-to-read style.

© onComputing, Inc. 1979

onComputing Subscription Dept. P.O. Box 307, Martinsville, NJ 08836

REGULAR subscription rate:

- U.S. 1 yr. (4 issues) @ \$8.50 Canada & Mexico, 1 yr. (4 issues) @ \$10.00
FOREIGN (to expedite service, please remit in U.S. funds drawn on a U.S. bank.)
 Europe (and all other countries, except above), 1 yr. @ \$12.00—surface delivery.
 Start my subscription with current issue. Start with Vol. 1 No. 1
 Bill Visa Bill Master Charge Bill me (North America only)

Card Number

Expiration

Signature

Name (please print)

Street/Apartment Number

City

State/Province/Country Code

7M89

converter to deflect the trace in the Y direction, and the other (or 1 bit of a digital port) to trigger the sweep. By starting the sweep and then outputting the 3 cursor values in sequence, a 3-segment trace can be created, with the motion of the cursors being up-and-down instead of side-to-side, as in the following program. Lay the oscilloscope on its side if that deviation bothers you.

Systems with built-in graphics under BASIC control, such as Apple, PET, or TRS-80, will probably allow the experiment to be done more simply than how I did it in listing 5. The basic requirement is to be able to read a number from a stored table, add the handle position to it, erase the old cursor, and use the sum to position the new cursor, doing this for 3 cursors at least 4 times per second - the faster the better. (An example of the simulation on the Apple II is shown in listing 6.)

Experimental Design

Imagine a display with 3 cursors on it, one above the other. Each cursor can move left and right. The subject looks at this display while holding a control handle. The instructions for the first experiment are very simple: the subject is asked to select 1 of the cursors, and hold it still, somewhere near the center of the screen as accurately as possible for the duration

of the run. Engineering psychologists call this "compensatory tracking." They use it to investigate the limits of speed and accuracy of control in the presence of rapid disturbances of various kinds.

If the handle is held centered, each cursor will be seen to wander back and forth in a pattern that is independent of the other 2 cursors. In this experiment, the disturbances causing this wandering are made very slow and smooth. With even a slight amount of practice, every subject will be able to maintain essentially perfect control. Transfer functions will *not* be measured, nor will the limits of control be tested in the manner traditional in engineering psychology. A subject acting well within the range of normal operations under conditions where the phenomena of control can be clearly seen is desired. The subject selects a visual variable (position of 1 of the cursors), selects a reference level for that variable (a particular position), and maintains the perceived position at the reference position, while disturbances act that tend to move the cursor away from the reference position.

Figure 17 shows the setup in schematic form. The 3 disturbances are labeled D1, D2, and D3. The 3 cursor positions are labeled C1, C2, and C3. The position of the control handle is H. The position of each cursor is determined by the sum of H and one of the Ds. For cursor 2 the effect of the handle is reversed, so the 3 relationships are:

$$\begin{aligned} C1 &= D1 + H \\ C2 &= D2 - H \\ C3 &= D3 + H \end{aligned}$$

If the subject controls C3 in relation to a reference position of 0 (ie: midscreen), and does so perfectly, then $0 = D3 + H$, or $H = -D3$. The handle position should be an accurate mirror image of the magnitude of the disturbance D3 at every moment, and the cursor C3 does not move at all. You will find that all subjects, after a little practice, will closely approximate these predictions.

This may seem elementary, obvious, boring and hardly worth the labor of getting the experiment up and running. Do not be deceived; this experiment appears to be simple because it is fundamental. It is fundamental because it can *prove* that all of the life sciences have been using the wrong model. There are also several extensions of the experiment that will show how to get started mapping the whole hierarchy of human control systems. There is no theory and no simulation that carries the impact of *seeing* how a real living control system works; especially when you can understand every detail of what is happening, either as subject or observer. The 3 previous articles in this series have been designed to give the ability to grasp what is happening here. This experiment is designed to give the gut feeling of *knowing*.

Program Structure

The program in listing 5 is written in North Star BASIC, Version 6, Release 3. It contains a machine-language subroutine for an 8080/Z80

Text continued on page 102

North Star Strings

The North Star BASIC string expression B\$(I,J) corresponds to MID\$(B\$,I,J) in other versions of BASIC. B\$(I) corresponds to RIGHT\$(B\$,I), and B\$(I,1) corresponds to LEFT\$(B\$,1,I).

Figure, table, and listing numbering continued from part 3.

Listing 5: North Star BASIC control-variable simulation. The necessary assembly language routines needed for execution are also given.

```

10 DIM H$(16),D1$(250),D2$(250),D3$(250),H1$(250),B$(82),S$(82)
20 DIM A$(2)
30 H$="0123456789ABCDEF"
40 INPUT "SEED FOR RANDOM GENERATOR (1 - 100) ",A\ Z=RND(A/100)
50 REM *****
60 REM CONVERT 2 HEX DIGITS TO DECIMAL
70 REM *****
80 DEF FNB(A$)
90 U=ASC(A$(1,1))\IF U<58 THEN U=U-48 ELSE U=U-55
100 V=ASC(A$(2,2))\IF V<58 THEN V=V-48 ELSE V=V-55
110 RETURN 16*U+V
120 FNEND

```



```

130 REM *****
140 REM SET MACHINE-LANGUAGE PROGRAM ORIGIN
150 REM *****
160 INPUT "MOST SIG. BYTE, SUBROUTINE LOCATION: ",S$
170 GOSUB 1130
180 !"6 SEC TO LOAD SUBROUTINE"
190 M1=256*AO\ M2=M1+9
200 DATA "02000000000000000004BDB19071F1F473A0800FE00C21C00782F"
210 DATA "3C477881E63F4F2A00003A08003C3CFE06DA2F00AF"
220 DATA "320800856F5E23563EA0127BE6COB15F3EAA12722B73DB19EE80"
230 DATA "6F2600C9"
240 M=M1
250 READ B$\FOR J=1 TO LEN(B$)-1 STEP 2\ A=FNB(B$(J,J+1))
260 FILL M,A\ M=M+1\NEXT J\ IF A<>201 THEN 250
270 REM *****
280 REM INSERT RELOCATION BYTES
290 REM *****
300 FILL M1+1,AO\ FILL M1+FNB("12"),AO
310 FILL M1+FNB("17"),AO\ FILL M1+FNB("23"),AO
320 FILL M1+FNB("2D"),AO
330 FILL M1+FNB("26"),AO\ FILL M1+FNB("31"),AO
340 REM *****
350 REM SET LOCATIONS FOR DISPLAY
360 REM *****
370 INPUT "MOST SIG. BYTE, DISPLAY LOCATION: ",S$
380 GOSUB 1130
390 FILL M1+2,FNB("C0")\ FILL M1+3,AO\ FILL M1+5,AO+2
400 FILL M1+6,FNB("40")\ FILL M1+7,AO+3
410 REM *****
420 REM LOAD DISTURBANCE TABLES
430 REM *****
440 W=3*3.1415927/250\RO=RND(O)\R1=32*R2=R1
450 !\!\!A!\! [ONE MINUTE TO LOAD DISTURBANCE TABLES]"
460 !\!"THE SCREEN WILL CLEAR AND THREE SCALES WILL APPEAR."
470 !\!"THEN THREE CURSORS WILL APPEAR, ONE FOR EACH SCALE."
480 !\!\PICK ONE CURSOR AND TRY TO HOLD IT IN ONE POSITION"
490 !\!"FOR THE DURATION OF THE RUN, AS EXACTLY AS YOU CAN."
500 !\!" [STAND BY FOR PROMPT]"
510 N1=32\ N2=31\ N3=25\ N4=64\ N5=10
520 FOR J=1 TO 250
530 D1$(J,J)=CHR$(N1+N2*SIN(W*J))
540 D3$(J,J)=CHR$(64-ABS(J-125)/2)
550 NEXT J
560 !" [LOADING RANDOM DISTURBANCE: STAND BY]"
570 N3=25\FOR J=1 TO 250
580 IF J-N3*INT(J/N3)=0 THEN RO=N4*RND(O)
590 R1=R1+(RO-R1)/N5\ R2=R2+(R1-R2)/N5\ D2$(J,J)=CHR$(R2)
600 NEXT J
610 INPUT"READY TO GO: HIT RETURN TO PROCEED. ",A$
620 FOR J=1 TO 16\!\NEXT
630 REM *****
640 REM EXPERIMENTAL RUN
650 REM *****
660 !\!\!\GOSUB 680!\!\!\!\GOSUB 680!\!\!\!\GOSUB 680!\!\!
670 GOTO 690
680 FOR I=1 TO 8\!"TTTTTTT+",\NEXT I\ RETURN
690 FILL M1+8,4\ REM SYNCH CURSOR COUNTER

```

Listing 5 continued on next page


```

700 N1=8\N2=127\N3=128\ FOR J=1 TO 250
710 FOR L=1 TO 4
720 OUT 25,N2\ OUT 26,N3
730 H=CALL(M2,ASC(D1$(J,J)))
740 H=CALL(M2,ASC(D2$(J,J)))
750 H=CALL(M2,ASC(D3$(J,J)))
760 NEXT L
770 H1$(J,J)=CHR$(H)
780 NEXT J
790 REM *****
800 REM DATA PLOTTING PROGRAM
810 REM *****
820 GOSUB 1050\ IF Y0<1 THEN 560
830 !"AFTER PLOT, HIT RETURN TO CONTINUE"
840 INPUT"WHICH CURSOR (1,2,3)? ",I
850 IF I=0 THEN 560
860 FOR W=1 TO 250 STEP INT(250/(Y0+1))
870 H=(ASC(H1$(W,W))-128)*X0/128
880 ON I GOTO 890,900,910
890 V=ASC(D1$(W,W))-32\ GOTO 920
900 V=ASC(D2$(W,W))-32\ H=-H\ GOTO 920
910 V=ASC(D3$(W,W))-32
920 V=V*X0/64+1
930 C=V+H+Z0\ IF C<1 THEN C=1\ IF C>X0 THEN C=X0
940 V=V+Z0\ IF V<1 THEN V=1\ IF V>X0 THEN V=X0
950 H=H+Z0\ IF H<1 THEN H=1\ IF H>X0 THEN H=X0
960 B$=S$\B$(Z0,Z0)="."
970 !#TO,\B$(V,V)="D"\ B$(H,H)="H"\ B$(C,C)="C"
980 U=0\ IF V>U THEN U=V\ IF H>U THEN U=H\ IF C>U THEN U=C
990 IF Z0>U THEN U=Z0\B$=B$(1,U)\ !#TO,B$,
1000 NEXT W
1010 INPUT1"" ,A$\ GOTO 820
1020 REM *****
1030 REM SET UP FOR PLOTTING (SUBROUTINE)
1040 REM *****
1050 !\INPUT "Y-DIMENSION OF PLOT (0 = NEW RUN): ",Y0\ Y0=Y0-2
1060 IF Y0<1 THEN RETURN
1070 INPUT "X-DIMENSION OF PLOT (1-72): ",X0
1080 IF X0>72 THEN 1070\ IF X0<1 THEN 1070\X0=X0-2
1090 INPUT "OUTPUT DEVICE (T OR S)",A$
1100 IF A$="T" THEN TO=2 ELSE TO=0
1110 S$=""\FOR I=1 TO X0\S$=S$+" "\ NEXT I
1120 Z0=INT(X0/2)\ RETURN
1130 REM *****
1140 REM CONVERT HEX IN S$ TO DECIMAL IN A0
1150 REM *****
1160 A0=0\K=1\FOR J=1 TO LEN(S$)-1\K=K*16\NEXT J\K=INT(K+.01)
1170 FOR I = 1 TO LEN(S$)
1180 FOR J=1 TO 16
1190 IF S$(I,I)=H$(J,J) THEN EXIT 1220
1200 NEXT J
1210 !"NOT HEX NUMBER"\ EXIT 160
1220 A0 = A0 + K*(J-1)\ K=K/16
1230 NEXT I
1240 RETURN
1250 REM *****
1260 REM UTILITY, CONVERT HEX TO DECIMAL
1270 REM UP TO TEN HEXADECIMAL DIGITS
1280 REM DO "RUN 1300"

```



```

1290 REM *****
1300 DIM H$(16)\H$="0123456789ABCDEF"!
1310 INPUT1"HEX= ",SS\GOSUB 1160\!" DECIMAL= ",AO\GOTO 1310

```

```

001          *          MACHINE LANGUAGE SUPPORT ROUTINES
002          *
003          ORG      0
004          *
005 0000 0200      ADRO   DBL    ADR1
006 0002 0000      ADR1   DBL    0
007 0004 0000      ADR2   DBL    0
008 0006 0000      ADR3   DBL    0
009 0008 00        COUNT  DATA  0
010 0009 4B        START  MOV    C,E
011 000A DB19      IN      25          GET HANDLE
012 000C 071F1F    ARS          DIVIDE BY TWO
013 000F 47        MOV    B,A        SAVE IN B
014 0010 3A0800    LDA    COUNT      CHECK FOR MIDDLE ONE
015 0013 FE02      CPI     2
016 0015 C21C00    JNE    S1
017 0018 78        MOV    A,B          IF MIDDLE ONE NEXT,
018 0019 2F        CMA          MAKE HANDLE NEG.
019 001A 3C        INR    A          (TWO'S COMPL.)
020 001B 47        MOV    B,A
021 001C 78        S1      MOV    A,B
022 001D 81        ADD    C          X=X+HANDLE
023 001E E63F      ANI    :3F        LIMIT TO 63
024 0020 4F        MOV    C,A        SAVE X IN C
025 0021 2A0000    LHLD  ADRO       GET BASE ADDRESS
026 0024 3A0800    LDA    COUNT      GET DISPLACEMENT
027 0027 3C        INR    A
028 0028 3C        INR    A          BUMP TWICE
029 0029 FE06      CPI     6
030 002B DA2F00    JLS    S2          CHECK MODULO 6
031 002E AF        ZAR
032 002F 320800    S2      STA    COUNT
033 0032 85        ADD    L          MAKE ADDRESS FOR
034 0033 6F        MOV    L,A        CURRENT CURSOR.
035 0034 5E        MOV    E,M
036 0035 23        INX    H
037 0036 56        MOV    D,M        DE=OLD SCREEN ADR.
038 0037 3EA0      MVI    A,:A0      LOAD A SPACE
039 0039 12        STAX  D          ERASE OLD CURSOR
040 003A 7B        MOV    A,E
041 003B E6C0      ANI    :C0        ZERO DISPLACEMENT
042 003D B1        ORA    C          NEW DISPLACEMENT
043 003E 5F        MOV    E,A        POINTER FIXED
044 003F 3EAA      MVI    A,:AA      LOAD ASTERISK CURSOR
045 0041 12        STAX  D          PUT IT ON SCREEN
046 0042 72        MOV    M,D        SAVE CURSOR
047 0043 2B        DCX  H          ADDRESS
048 0044 73        MOV    M,E
049 0045 DB19      IN      25          GET HANDLE AGAIN
050 0047 EE80      XRI    :80        RANGE 0-255
051 0049 6F        MOV    L,A
052 004A 2600      MVI    H,0
053 004C C9        RET

```



```

5 HIMEM: 8192
10 DIM D1%(250),D2%(250),D3%(250),H1%(250)
20 INPUT "SEED (0-100):";A
30 Z = RND (A / 100)
40 REM LOAD DISTURBANCE TABLES
50 W = 3 * 3.141592654 / 250
60 R0 = RND (0):R1 = R2 = 140
65 PRINT : PRINT : PRINT : PRINT : PRINT
70 PRINT : PRINT : PRINT "LOADING DISTURBANCE TABLES"
75 PRINT
80 PRINT "WHEN SCREEN CLEARS, BACKGROUND WILL"
85 PRINT
90 PRINT "APPEAR — THEN THREE CURSORS."
95 PRINT
100 PRINT "PICK ONE CURSOR AND HOLD IT IN"
105 PRINT
110 PRINT "ONE POSITION FOR THE DURATION OF"
115 PRINT
120 PRINT "RUN, AS ACCURATELY AS YOU CAN"
125 PRINT
130 PRINT "STAND BY FOR PROMPT MESSAGE"
140 FOR J = 1 TO 250
150 D1%(J) = 140 + 130 * SIN (W * J)
160 D3%(J) = (125 - ABS (J - 125)) * 270 / 125
170 NEXT J
175 PRINT
180 PRINT "RANDOM DISTURBANCE LOADING: STAND BYE."
185 N3 = 25:R1 = 140:R2 = 140
190 FOR J = 1 TO 250
200 N3 = N3 - 1: IF N3 > 0 THEN 210
205 N3 = 25:R0 = 280 * RND (5)
210 R1 = R1 + (R0 - R1) / 05:R2 = R2 + (R1 - R2) / 5
220 D2%(J) = R2
230 NEXT J
240 PRINT : INPUT "HIT RETURN FOR RUN";A$
250 HGR
255 HCOLOR = 3
260 POKE 49234, 0
261 FOR X = 1 TO 280 STEP 10
262 FOR Y = 43 TO 143 STEP 50
263 H PLOT X,Y: H PLOT X,Y + 14
264 NEXT Y: NEXT X
270 FOR J = 1 TO 250
280 FOR K = 1 TO 4
290 H = PDL (0) - 128
299 HCOLOR = 0: H PLOT C1%, 45 TO C1%,55: HCOLOR = 3
300 C1% = D1%(J) + H
305 IF C1% < 0 THEN C1% = 0
306 IF C1% > 279 THEN C1% = 279
307 H PLOT C1%,45 TO C1%,55
309 HCOLOR = 0: H PLOT C2%,95 TO C2%,105: HCOLOR = 3
310 C2% = D2%(J) - H
315 IF C2% < 0 THEN C2% = 0
316 IF C2% > 279 THEN C2% = 279
317 H PLOT C2%,95 TO C2%,105
319 HCOLOR = 0: H PLOT C3%,145 TO C33%,155: HCOLOR = 3
320 C3% = D3%(J) + H
325 IF C3% < 0 THEN C% = 0
326 IF C3% > 279 THEN C3% = 279
327 H PLOT C3%,145 TO C3%,155
370 NEXT K
380 H1%(J) = H
390 NEXT J
400 HGR
405 POKE 49234, 0
410 FOR J = 1 TO 250
420 Y = 191 - J * 191 / 250
430 U = 88 / 280
435 H = INT (H1%(J) * U)
440 D1 = INT ((D1%(J) - 140) * U + 45)
450 D2 = INT ((D2%(J) - 140) * U + 135)
460 D3 = INT ((D3%(J) - 140) * U + 225)
461 C1 = D1 + H:C2 = D2 - H:C3 = D3 + H
462 IF C1 < 0 THEN C1 = 0
463 IF C3 > 278 THEN C3 = 278
480 HCOLOR = 1
490 H PLOT D1,Y: H PLOT D2,Y: H PLOT D3,Y
500 HCOLOR = 2
510 H PLOT C1,Y: H PLOT C2,Y: H PLOT C3,Y
520 HCOLOR = 3
530 H PLOT H + 45,Y: H PLOT - H + 135,Y: H PLOT H + 225,Y
540 NEXT J
550 INPUT """;A$
560 TEXT
570 GOTO 180

```

Listing 6: A computer such as the Apple II which has high-resolution graphics capabilities greatly simplifies the program originally given in listing 5. This program performs the same operations as the simulation in listing 5. The author acknowledges the assistance of Charles Faso from Computerland of Niles IL in preparing this program.

Text continued from page 98:

processor which is loaded by the BASIC program at any specified 256-byte memory-address boundary (specify in hexadecimal only the most significant byte of the location of the subroutine).

The machine-language subroutine reads in the handle position, adds it with the appropriate sign to the value of a disturbance that is passed to the subroutine by the CALL command (in the DE register pair), erases the old cursor, and deposits the new cursor, a rubout, on the screen. Each time the subroutine is called it steps to the next cursor, recycling as necessary. On return from the subroutine, the handle position is passed back to the main program (in the HL registers). The machine-language program is in lines 200 thru 230, expressed as a string of hexadecimal bytes with no punctuation. Thus if your machine is not an 8080/Z80 type, a program can be assembled, the listing copied into these lines, and possibly this program can be made to work with little other modification.

The program asks for the most significant byte of the place where the machine-language subroutine is stored. The loader adjusts memory references by inserting the value of this byte in memory wherever necessary, after the program is loaded (lines 300 thru 330).

The display area consists of 1 K bytes of memory starting on any 256-byte boundary. Lines 370 thru 400 ask for the starting location of the memory area devoted to the display, and set up base registers in the machine-language program for the left margin of each cursor's movement. The FILL command is like POKE. If the computer has graphics capability built-in, everything from line 60 thru 400, and the plotting subroutine (later), can be accomplished in a simpler way.

Disturbance tables are set up in lines 510 thru 620. The unnecessary use of symbols, instead of constants,

Color. VP-590 add-on Color Board allows program control of 8 brilliant colors for graphics, color games. Plus 4 selectable background colors. Includes sockets for 2 auxiliary keypads (VP-580). \$69.*

Sound. VP-595 Simple Sound Board provides 256 tone frequencies. Great for supplementing graphics with sound effects or music. Set tone and duration with easy instructions. \$24.*

Music. VP-550 Super Sound Board turns your VIP into a music synthesizer. 2 sound channels. Program control of frequency, time and amplitude envelope (voice) independently in each channel. Program directly from sheet music! Sync provision for controlling multiple VIPs, multitrack recording or other synthesizers. \$49.*

Memory. VP-570 RAM Expansion Board adds 4K bytes of memory. Jumper locates RAM in any 4K block of up to 32K of memory. On-board memory protect switch. \$95.*

EPROM Programmer. VP-565 EPROM Programmer Board comes complete with software to program, copy and verify 5-volt 2716 EPROMs—comparable to units costing much more than the VP-565 and VIP put together! Programming voltages generated on board. ZIF PROM socket included. \$99.*

EPROM Interface. VP-560 EPROM Interface Board locates two 5-volt 2716 EPROMs (4K bytes total) anywhere in 32K of memory. VIP RAM can be re-allocated. \$34.*

ASCII Keyboard.** Fully encoded, 128-character ASCII encoded alpha-numeric keyboard. 58 light touch keys including 2 user defined keys! Selectable upper and lower case. Handsomely styled. Under \$50.*

Tiny BASIC.** VP-700 Expanded Tiny BASIC Board puts this high-level language on your VIP. BASIC stored in 4K of ROM. Ready for immediate use—no loading necessary. This expanded BASIC includes the standard Tiny BASIC commands plus 12 additional—including color and sound control! Requires external ASCII encoded alpha-numeric keyboard. \$39.*




Auxiliary Keypads. Program your VIP for 2-player interaction games! 16-key keypad VP-580 with cable (\$15**) connects to sockets provided on VP-590 Color Board or VP 585 Keyboard Interface Card (\$10*).

COSMAC VIP lets you add computer power a board at a time.

With these new easy-to-buy options, the versatile RCA COSMAC VIP (CDP18S711) means even more excitement. More challenges in graphics, games and control functions. For everyone, from youngster to serious hobbyist. And the basic VIP computer system starts at just \$249* assembled and ready to operate.

Simple but powerful—not just a toy.

Built around an RCA COSMAC micro-processor, the VIP includes 2K of RAM. ROM monitor. Audio tone with a built-in speaker. Plus 8-bit input and 8-bit output port to interface relays, sensors or other peripherals. It's



easy to program and operate. Powerful CHIP-8 interpretive language gets you into programming the first evening. Complete documentation provided.

Take the first step now.

Check your local computer store or electronics parts house. Or contact

RCA VIP Marketing, New Holland Avenue, Lancaster, PA 17604. Phone (717) 291-5848.

*Suggested retail price. CDP18S711 does not include video monitor or cassette recorder.
**Available 1st Quarter, 1979.

The fun way
into computers.

RCA

GTC HAS IT!
TEXAS INSTRUMENTS
TI-99/4



Home Computer

- 26 K RAM extended TI BASIC.
- 16 color graphics, and music and sound effects.
- High quality 13" color monitor.
- 16 K RAM user memory.

CTC'S DISCOUNT PRICE FOR THE COMPLETE SYSTEM; CONSOLE & 13" COLOR MONITOR

\$1099

Order now. Subject to availability by manufacturer.

Price subject to change without notice. Refunds guaranteed prior to delivery.



The Computer People

San Diego's largest Discount Computer & Calculator Store. 5560 Ruffin Road, San Diego, CA 92123

Please ship me the following merchandise.
TI & HP CALCULATORS

TI-Programmer	Hex-Octal Calculator	\$ 49.95	_____
TI-58C	programmable constant memory	99.95	_____
TI-59	programmable mag cards	219.95	_____
TI-50	slimline scientific	33.95	_____
TI-5025	printing handheld	69.95	_____
TI-5225	business desktop	179.95	_____
TI-1025	5 function w/memory	10.95	_____
TI-1000	5 function	8.95	_____
Spelling B	electronic spelling aid	25.95	_____
Speak & Spell	spelling aid that talks!!	59.95	_____
HP-33E	programmable scientific	76.95	_____
HP-38E	programmable business	98.95	_____
HP-92	desktop business	399.95	_____
HP-67	programmable w/mag card	361.95	_____
HP-97	desktop programmable	597.00	_____

TI HOME COMPUTER PRODUCTS

PHC004M	TI-99/4 Home Computer	\$1099.00	_____
PHAZ000	Dual Cassette Cable	6.95	_____
PHP1100	Remote Controls (Pair)	29.95	_____
PHP1500	Speech Synthesizer	149.95	_____

COMMAND MODULES

PHM3000	Diagnostic	29.95	_____
PHM3001	Demonstration	69.95	_____
PHM3002	Early Learning Fun	29.95	_____
PHM3003	Beginning Grammar	29.95	_____
PHM3004	Number Magic	19.95	_____
PHM3005	Video-Graphs	19.95	_____
PHM3006	Home Financial Decisions	29.95	_____
PHM3007	Household Budget Management	44.95	_____
PHM3008	Video Chess	69.95	_____
PHM3009	Football	29.95	_____
PHM3010	Physical Fitness	29.95	_____

TOTAL _____
 Shipping, add 3% _____
 Cal. residents add 6% tax _____
 Amount enclosed _____
 (check or money order)

(Credit Cards for Sales of \$700 or less)

Charge to my VISA MASTER CHARGE
 Acct # _____ Bank # _____ Exp. Date _____

Name _____
 Street or P.O. _____
 City _____ State _____ Zip _____

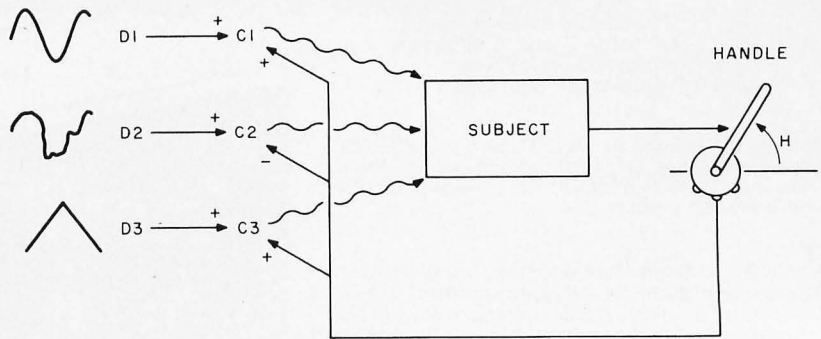


Figure 17: Schematic arrangement of experimental setup. Three slow and smooth disturbances are added to a measure of the handle position (with a negative sign for the middle one), to determine the position of 3 corresponding cursors. The subject selects 1 cursor and a reference position for it, and uses the handle to maintain the cursor at that position. A run lasts about 1 minute, and 250 samples of handle position are recorded. For plotting, the cursors are reconstructed from the tables of disturbances and the corresponding records of handle position.

is an attempt at acceleration. It still takes a minute to load the 3 disturbance tables, each 250 bytes long. All long tables are strings; only 8 bits of accuracy is needed, so by using the CHR\$ and ASC functions, the tables can be stored 1 byte per value instead of 5 bytes per value. Disturbances are in tables because BASIC cannot calculate them fast enough.

Disturbance D1 is a sine wave and D3 is a triangular wave. D2 is a smoothed random disturbance. On reruns, only D2 is reloaded, taking about 20 seconds.

The experimental run is controlled by lines 660 thru 780. Lines 660 and 680 lay down 3 arbitrary scales on the screen, while the rest repeatedly call the machine-language subroutine. For each stored value of each disturbance, all 3 cursor positions are computed and plotted, and the handle position is stored in the table H1\$. The inner loop from line 710 to line 770 adjusts the duration of the experimental run; here it is set up so that the disturbances change and a handle position is recorded only every fourth time the display is generated. On my system, this works out so the display is refreshed 16 times per second, and data is sampled and stored 4 times per second. The 2 OUT statements reflect my laziness; I use 2 digital-to-analog outputs to supply the voltage to the potentiometer that measures handle position.


The data plotting routine (lines 820 thru 1010) is entered at the end of an experimental run. This routine is set up to plot either on the video screen

or on a hard-copy device; it asks for the X and Y dimensions of the plot, which cursor is to be plotted, and which device is to be used. My system is set up so the typewriter is device 2 and the screen is any other device number. If you do not have this ability in your BASIC or system, delete lines 1060 and 1070 (in the subroutine that requests information about the display), and eliminate the "#2," in lines 970 and 990. In North Star BASIC, the exclamation point is short for PRINT.

Only the handle position is stored as data; the cursor positions are reconstructed during plotting from the list of handle positions and the corresponding tables of disturbances.

The plotting scheme is designed to work with any teletypewriter-like device. If you have legitimate graphics, you can rewrite this part and get a more pleasing result.

There are 3 choices for plotting, each associated with cursors C1, C2, and C3. Each plot shows the cursor as a C, the handle position as an H, and the disturbance acting on the cursor as a D. A dot indicates the center of the display when nothing else is there. After each plot is finished, there is a pause; hitting the carriage return will cause the program to ask about the next plot. If the question about the Y dimension of the display is responded to with a 0, the program will reload the random disturbance table and issue a prompt for another experimental run. The old data will be destroyed. Remember, it takes about 20 seconds to reload the random disturbance table. Do not panic if



looking for a more meaningful relationship with your computer?

Learn to speak its language with easy-to-use Heathkit® Computer Language Programs.

Heathkit Self-Instruction Program for ASSEMBLY Language Programming.

- Use the full capacity of your computer.
- Execute programs faster.
- Store more in less space.

ASSEMBLY Language lets you do *everything* your computer is capable of doing. It's the most versatile, most powerful language you can use.

ASSEMBLY includes a mnemonic for every machine operation. No time is wasted interpreting, so programs run much faster.

ASSEMBLY makes more efficient use of memory. It stores in less space because codes are shorter, more explicit.

The Heathkit Self-Instruction Program teaches you to program your computer in ASSEMBLY Language. You learn

at your own pace through a special text designed for self-study. An exercise workbook provides hands-on experience with programming exercises performed by you on your computer. You learn in a way that's fast, fun and thorough.

The Heathkit Program is designed for computers using the popular 8080/8085/Z80 microprocessor series. This includes the Heathkit H8, H88 and H89 Computers. The concepts of the program, however, can be applied to any computer.

Now's the time to learn the language that puts you in total command of your computer's full potential. Send today for the Heathkit Self-Instruction Program for ASSEMBLY Language.

Order No. EC-1108: \$49.95, plus shipping and handling.

Heathkit Self-Instruction Program for BASIC Language Programming.

- Easiest of all languages to use.
- Now easiest of all to learn.

More programs are written in BASIC than any other language. Because it uses English statements and commands, it's the easiest to learn and the easiest to use.

When you know BASIC you can adapt and run hundreds of existing programs. You can exchange programs with others. And you can write your own programs for your specific needs.

In 14 easy-to-follow segments, the Heathkit Program covers all formats, commands, statements and procedures. A special workbook provides programming instructions and experiments performed on your computer. You learn practical problem-solving techniques.

Until you know BASIC, you're missing the full selection of programs available to you. Send today for the Heathkit Self-Instruction Program for BASIC Language.

Order No. EC-1100: \$39.95, plus shipping and handling.

Send Today or Phone for faster service on VISA and Master Charge. 616-982-3411

Heath Company, Dept. 334-570, Benton Harbor, MI 49022

SHIP MY ORDER TO:

Name _____ (please print)

Address _____

City _____ State _____

Zip _____

HEATH
Schlumberger

Heath Company
Dept. 334-570
Benton Harbor, MI 49022

PLEASE RUSH ME:

- ASSEMBLY Language
EC-1108 \$49.95, plus \$2.60 shipping & handling.
- BASIC Language
EC-1100 \$39.95, plus \$2.40 shipping & handling.

Total price

Michigan residents add

4% sales tax

Add shipping & handling

Total enclosed

check money order Heath Revolving Charge Or charge my VISA/BankAmericard
 Master Charge

Account No. _____ Expiration Date _____

Signature x _____ (NECESSARY TO SEND MERCHANDISE)

Prices are mail order and subject to change without notice

ED-125

MONEY-BACK GUARANTEE OF SATISFACTION

If you are not completely satisfied with the EC-1100 BASIC Program or the EC-1108 ASSEMBLY Program, simply return programs for a full refund of purchase price.

there is a long pause.

At line 1260 there is a utility routine that converts any hexadecimal number up to 10 digits to a decimal number. I used it while writing the program. It calls the conversion subroutine starting at line 1130.

Running the Experiments

If you possibly can, take the trouble to set this experiment up. Nothing can take the place of actually experiencing yourself as a control system and understanding things that you have taken for granted all your life.

Here is a typical run for the benefit of the many readers who do not have the equipment to do this; the data will then be observed. Here is an old friend, Chip Chad (from part 1 of this series), glaring at the screen and maintaining a choke-hold on the handle, waiting for the experimenter to hit the return key at line 610. The experimenter reaches in and taps the key. The reference scales slide up into place and the 3 cursors pop into view, moving. Chip picks the middle one as most people do the first time, decides to keep it on the middle + mark, and after a few wobbles succeeds.

"So what?" he says.

If learning were being studied, good information could be obtained from this first run. But the plan is to see Chip acting as a *competent* control system, so his first effort is praised and he is given another run (answering the query about Y dimension with a 0). After the second run, the data is plotted for each cursor.

Figure 18 shows the data for each cursor, number 1 on the left, 2 in the middle, and 3 on the right. The 2 end plots are a mess, but the middle plot shows a striking symmetry. The Cs march more or less down the center of the screen, deviating a little to left and right, but maintaining a constant position on the average. The Ds make a random-looking pattern, and the Hs follow almost the *mirror image* of the D pattern.

Looking carefully at the middle plot, could it be said that the handle position or motion looks like any sort of regular function of the cursor position or motion? There may be *some* relationship, but it certainly is not clear. Probably, nobody would claim that the large, smooth motions of the handle could be reconstructed *ac-*

curately on the basis of measurements of cursor position (that is, reconstructed roughly or statistically with accuracy, especially if handle *acceleration* is compared with cursor deviation from the average position). The best which could be hoped for would be some statistical relationship (eg: a small signal buried in much noise).

On the other hand, the relationship between the handle position and the magnitude of the invisible disturbance is obvious and quantitative. It is seen that the handle position is the mirror image of the disturbance magnitude with an error of only a few percent of full scale. There is much

signal and little noise in that relationship.

Here is the situation. There is 1 measure of Chip's behavior, H. There are 2 variables, D and C, either of which might have some relationship to that behavior. Which variable, D or C, would be selected by any statistical test as the most probable cause of the behavior? Of course, D would be selected. In fact, a formal statistical analysis, like those done in every scientific study of behavior, shows D to be the only significant contributor to the behavior, while C, the cursor position, is rejected as an irrelevant variable!

That is a paradox, however, from

Figure 18: A typical run for a practiced subject. In figure 18a is the record for D1, C1, and H. Figure 18b has the record for D2, C2, and H; figure 18c has the record for D3, C3, and H. In figure 18b, the cursor is held near the center, while the handle position is at all times very nearly the mirror image of the disturbance amplitude. It is very easy to decide which cursor was under control.


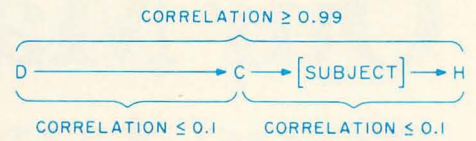


Figure 19: Cause and effect paradox. Under the old concept that stimuli cause behavior, the cause and effect chain runs from the disturbance to the cursor, through the subject, to the behavior. However, the correlation of the disturbance and the cursor position is very low, as is the correlation of the cursor position and handle position (for the controlled cursor). This would lead to a prediction of an even lower correlation of disturbance and behavior. In fact, that correlation is normally very high (0.99 or better). Only the control theory analysis of this experiment can explain this otherwise paradoxical situation.



the traditional point of view. The only way D can affect Chip's behavior is through its effects on C, since all that Chip can sense is the cursor position. The disturbance itself is invisible. If C does not correlate with the behavior, then how can anything that acts exclusively through effects on C correlate any better with behavior? Yet a typical correlation between C and H is around 0.1, while the correlation of H with the corresponding D is typically 0.995. See figure 19.

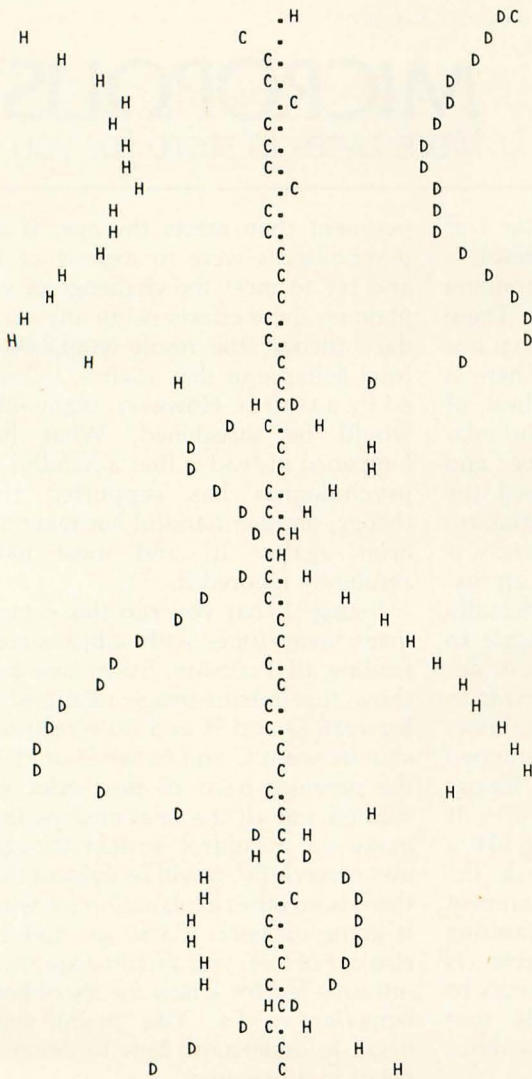
That is the proof mentioned earlier. The old cause-effect model fails utterly when applied to this situation. The question then is, why have generations of intelligent people believed that behavior is caused by sensory stimulation? The answer is clear: they have been fooled by a monstrous illusion.

The illusion would be easier to see if there was some visible, direct indication of the magnitude of the disturbance. Suppose there were a moving D (or a number that con-

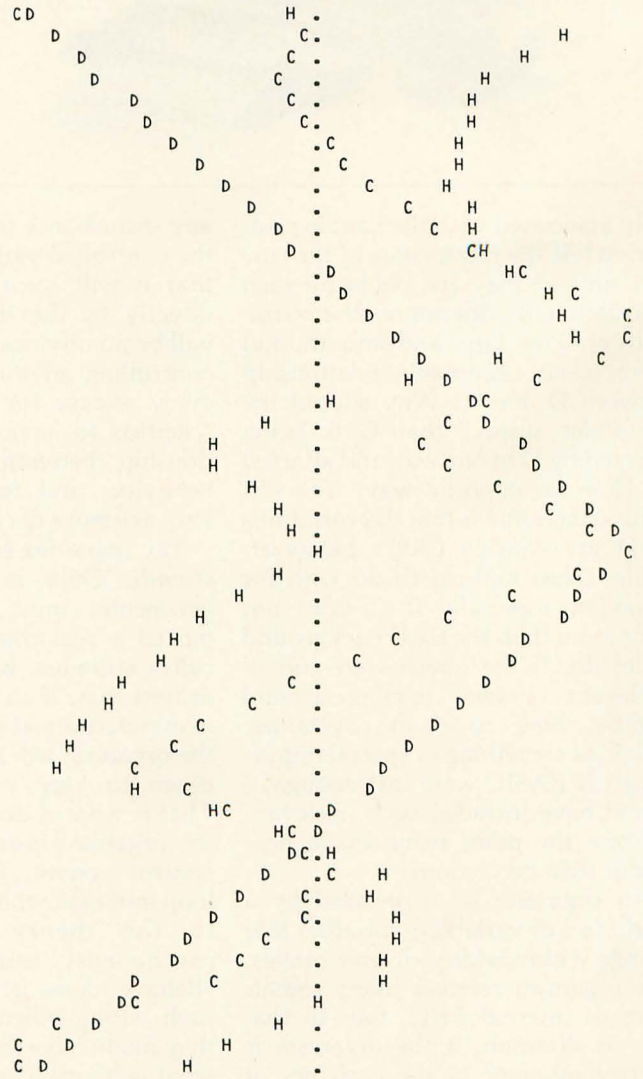
tinually reflected the magnitude of D) on the display. Clearly, if Chip managed to control C without that indication, he could still do so; he could ignore it and perform as well as ever. However, something has now been added that would mislead a bystander who did not understand control theory.

That bystander could now see 2 variables, both able to affect Chip's senses. Taking the apparent relationships at face value, it would be clear that the indication of D was accur-

(18b)



(18c)



Our MacroFloppy™ goes twice the distance. For \$695.



Introducing the Micropolis MacroFloppy™:1041 and :1042 disk drive sub-systems. For the S-100/8080/Z-80 bus. Packing 100% more capacity into a 5¼-inch floppy disk than anyone else. 143K bytes, to be exact. For as little as \$695.

The MacroFloppy:1041 comes with the Micropolis Mod I floppy packaged inside a protective enclosure (without power supply). And includes an S-100 controller, interconnect cable, Micropolis BASIC User's Manual, a diskette containing Micropolis BASIC, and a compatible DOS with assembler and editor. The :1041 is even designed to be used either on your desk top, or to be integrated right into your S-100 chassis.

The MacroFloppy:1042 comes with everything the :1041 has, and more. Such as d.c. regulators, its own line voltage power supply, and, to top it off, a striking cover. Making it look right at home just about anywhere.

Both MacroFloppy systems are fully assembled, tested, burned-in, and tested again. For zero start-up pain, and long term reliability. They're also backed up by our famous Micropolis factory warranty.

And both systems are priced just right. \$695 for the MacroFloppy:1041 and \$795 for the MacroFloppy:1042.

You really couldn't ask for anything more.

At Micropolis, we have more bytes in store for you.

For a descriptive brochure, in the U.S. call or write Micropolis Corporation, 7959 Deering Avenue, Canoga Park, California 91304. Phone (213) 703-1121.

Or better yet, see your local dealer.

MICROPOLIS™

More bytes in store for you.

ately associated with the handle position; while the movements of the cursor, such as they are, show no such association. Furthermore, the variations of D are large and smooth, and there is no observable relationship between D and C. Why should the bystander suspect that C is being affected by D in one way and affected by H in an opposite way? The obvious conclusion is that the variations in D are causing Chip's behavior, while C has nothing to do with his behavior, especially if C does not vary more than the fixed background scales do. If the screen were full of irrelevant cursors, jiggling around slightly, how could the bystander pick C as something of special importance? If BASIC were fast enough, I would have included such irrelevant cursors; the point being made here would then be obvious.

An organism is surrounded by a world full of variables; variables that change within widely diverse ranges. The organism receives many signals from its internal parts, too. In that sort of situation, if the organism is controlling some of the variables, it will react strongly and smoothly to

any disturbance tending to alter 1 of the controlled variables. The result is that it will *seem* to be responding directly to the disturbances. There will be no obvious indication that it is controlling anything at all. There is every excuse for even the best of scientists to have observed the relationship between disturbance and behavior, and to have missed the very existence of controlled variables.

The name for such disturbances is *stimuli*. Once in a while, an experimenter must have accidentally picked a real controlled variable to call a stimulus, but the chances are against that. If an attempt is made to manipulate a real controlled variable, the organism will have to be strapped down to keep it from interfering. That is what is done in such cases. If the organism insists on acting like a control system, forcibly break the loop and *make* the organism conform to the theory. As a famous psychologist said, the theme is "Behave, damn it!" It never occurs to such stong-willed individuals that they might have the wrong idea about what is happening.

There is more in this elementary ex-

periment than meets the eye. If all psychologists were to experience it, and try to meet the challenge of explaining these effects using any standard theory, the result would be a total collapse of that science, followed by a rebirth. However, many jobs would be threatened. What has happened instead is that a handful of psychologists has supported this theory, another handful has taken up arms against it, and most have resolutely ignored it.

I suggest that you run this experiment many times with subjects controlling all 3 cursors. Every case will show that mirror-image relationship between D and H and little relationship between C and either D or H. If the previous parts of this series are studied and all the relationships that make up a control system thought about carefully, it will be evident that there is no other explanation for what is going on here. If you get nothing else out of this, you should acquire an intuitive feel for a new theory of how behavior works. You might even begin to understand how to design a robot in a new way.

It is time now to try to fulfill a pro-

MetaFloppy™ goes beyond.

The Micropolis MetaFloppy™ gives you more than four times the capacity of anyone else's 5¼-inch floppy. Because it uses 77 tracks instead of the usual 35.

The field-proven MetaFloppy, with thousands of units delivered, comes in a complete family of models. And, like our MacroFloppy™ family of disk drives, MetaFloppy is designed for the S-100/8080/Z-80 bus.

For maximum capacity, choose our new MetaFloppy:1054 system. Which actually provides you with more than a million bytes of reliable on-line storage. For less money than you'd believe possible.

The MetaFloppy:1054 comes complete with four drives in dual configuration. A controller. Power supply. Chassis. Enclosure. All cabling. A new BASIC software package. And a DOS with assembler and editor. There's even a built-in Autoload ROM to eliminate tiresome button pushing.

If that's more storage than you need right now, try our MetaFloppy:1053, with 630,000 bytes on-line. Or our MetaFloppy:1043, with 315,000 bytes on-line. Either way, you can expand to over a million bytes on-line in easy stages, when you need to. Or want to.

In other words, if your application keeps growing, we've got you covered. With MetaFloppy.

The system that goes beyond the floppy.

For a descriptive brochure, in the U.S. call or write Micropolis Corporation, 7959 Deering Avenue, Canoga Park, California 91304. Phone (213) 703-1121.

Or better yet, see your local dealer.



MICROPOLIS™

More bytes in store for you.

mise implied in part 1, to show how anyone with a home computing system can make important contributions to this new science of human nature. The best way this can be done is to start with the experiment used, and to show how it can be extended to become a powerful tool for investigating human organization. The main objective will be to introduce the *test for the controlled variable*, the nearest approach I know of to mind reading.

More Controlled Variables

Once subjects controlling all 3 cursors have been seen, it might seem that the possibilities of this experiment have been exhausted; this is not the case at all. There are controllable variables all over that screen; all of them can be controlled by the same means, movements of the handle in 1 dimension. Discovering them is a good way to get out of the habit of thinking that we simply perceive our environment, and start a new way of thinking: to recognize that we *construct* perceptions, imposing order on our experiences far more than *recognizing* order. As you will see, a

controlled variable does not have to be "real" at all.

Here is an example. It is possible to perceive the *relative* position of any of the 2 cursors. The handle affects C2 in a direction opposite to its effects on C1 and C3, so the relative position of C1 and C3 cannot be controlled because the handle does not affect it. However, it is possible to keep C1 even with C2, or C2 even with C3; in fact, it is easy. A plot of the results would involve plotting C2-C1 or C3-C2 instead of just C, and D2-D1 or D3-D2 instead of just 1 disturbance. The mirror image relationship with H would be as good as ever. Do not forget that C2-C1 and C3-C2 are *variables*. Any value of the variables can be selected as a reference level (eg: C1 to be 1 inch to the left of C2).

These are examples of *higher-level* controlled variables. If the subject could not perceive the present positions of the cursors, he or she certainly could not perceive their *relative* positions. Relative position is derived from perceptions of individual positions, but not vice versa. In order to *control* relative positions,

it is necessary to control (or at least vary) individual positions, but individual positions can be controlled without controlling relative positions. These are the relationships one looks for to map out a *hierarchy* of perception and control.

Other relative perceptions can be controlled. All 3 cursors can be kept lying in a straight line, at least within the range where 1 of them does not fall off the edge of the display and pop up at the other edge. Reducing the amplitude of the disturbances would eliminate that problem. Also, the 3 cursors can be made to form any fixed angle, subject to the same limitation. There may be more static patterns that can be controlled, but I have not thought of any. This is, after all, a simple display.

It is not, however, limited to static conditions. Suppose the subject visualizes a pattern in which 1 cursor moves back and forth slowly between 2 limits. This pattern can easily be maintained, the handle moving just enough to produce it, and enough more to cancel the effects of any of the disturbances. A similar oscillation could be maintained for the *relative*

variables. This is a still higher-level variable, a temporal pattern. The subject chooses which temporal pattern to perceive, and what state of that kind of pattern to maintain. Control still requires only the use of the 1-dimensional effect caused by the handle.

There is clearly an infinite range of different temporal patterns, ranging from a simple steady motion in 1 direction to completely arbitrary motions and rhythms. There is an *unlimited* number of potential controlled variables in this simple display. Anything that can be perceived, and that the handle can affect in a systematic way, can be controlled.

For all of these examples of controllable perceptions, it is essential to remember that the disturbances are acting all the time. This is not a matter of producing any particular *behavior*. The cursor cannot be made to move slowly back and forth between fixed limits just by moving the handle slowly back and forth between fixed limits. The handle might be moving the wrong way at many

moments, when the disturbance tends to make the cursor move faster than the reference pattern being considered. There is no one-to-one correspondence between handle position or velocity and cursor position and velocity, because of those ever-present disturbances. Regularities of *behavior* are not being looked at here, but regularities of controlled perceptions. If there were a slowly oscillating prism between the display and the subject's eyes, a regular pattern of movement of the cursor on the screen would not be seen. The subject controls the visual image, not the reality. For the higher-level variables, the subject controls some *function* of the visual image (often the controlled variable could not be found, even on the retinas).

One could create displays of far greater complexity, and provide means of affecting the display that have more than 1 degree of freedom to explore a staggering range of possible controlled variables. This is what I suggest be done. The first step in the development of any new science is acquire the facts; here the most needed

facts concern *what variables human beings can actually control*. What is needed is a large and simpleminded program of recording the obvious and obscure. What is needed is a body of definitions of variables in *every* sensory mode that people have been able to control. Order and system count much less than sheer volume of data at this point. In fact, an *unsystematic* gathering of data may be the best kind, since it will not be constrained by theories about what people *ought* to be able to control. Anything which can be a way of testing is worth testing at this stage. The possibilities are limited only by the imagination.

We do need some sort of ordering principle—some criterion for judging the reality of any proposed controlled variable. This is where the test appears; here is how it works.

Test for Controlled Variables

The first thing to remember when investigating a possible controlled variable is that in order for something to be controllable it has to be variable. There is neither the means nor the need to control the existence of the Empire State Building or the planet Jupiter. Not all perceptions are controlled. Some are just disturbances; some are just there.


One might think initially about controlling, for instance, a car. People often speak casually about controlling *things*. But what is meant is controlling *something about* those things. A person cannot really control a car; but under proper circumstances its shape, its color, its price, its speed, its direction, its parking place, its dirtiness, its dangerousness, its desirability, its altitude, or the flatness of its tires can be controlled. A car, after close inspection, proves to be composed entirely of hundreds or even thousands of variables. Together they create "car-ness" in our perceptions. Individually, or in groups, most of them can be affected by one means or another, and can be controlled if it is worth the effort. You can even make the car disappear instantly by closing your eyes. Keep remembering that what is controlled is really a *perception*.

The first step in applying the test for the controlled variable is to define a variable. You do not have to know in advance if it is a controlled

Introducing...

MINI-FLEX^{TM.}

Designed Specifically to Protect 5" Diskettes



The Newest
Member of The
Advance Access
Diskette
Protection Family

For Further Information
CALL TOLL FREE
800 323-0254



ADVANCE ACCESS GROUP

10526 W. Cermak Westchester, IL 60153 312 562-5210

"Manufacturers of Information Processing Supplies"


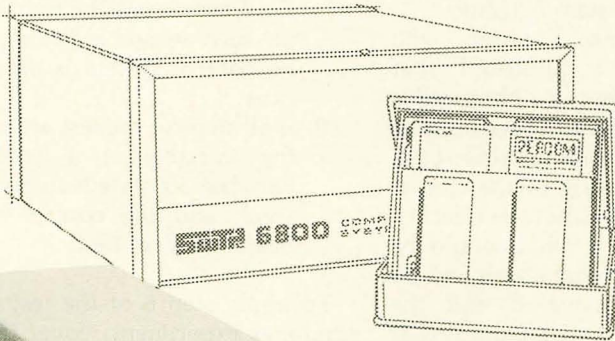
For your SWTP 6800 Computer . . .

PERCOM'S™ FLOPPY DISK SYSTEM

the

LFD-400

Ready to plug in and run the moment you receive it. Nothing else to buy, no extra memory. No "booting" with PerCom MINIDOS-PLUSX™, the remarkable disk operating system on EPROM. Expandable to either two or three drives. Outstanding operating, utility and application programs.



To order
or request
literature
call Percom
toll-free
1-800-527-1592.

only
\$599⁹⁵

fully assembled and tested
shipping paid



PERCOM DATA COMPANY, INC.

211 N. Kirby Garland, TX 75042
(214) 272-3421

For the low \$599.95 price, you not only get the disk drive, drive power supply, SS-50 bus controller/interface card, and MINIDOS-PLUSX™, you also receive:

- an attractive metal enclosure • a fully assembled and tested interconnecting cable • a 70-page instruction manual that includes operating instructions, schematics, service procedures and a complete listing of MINIDOS™ • technical memo updates — helpful hints which supplement the manual instructions • a 90-day limited warranty.

SOFTWARE FOR THE LFD-400 SYSTEM

Disk operating and file management systems

INDEX™ The most advanced disk operating and file management system available for the 6800. Interrupt Driven EXecutive operating system features file-and-device-independent, queue-buffered character stream I/O. Linked-file disk architecture, with automatic file creation and allocation for ASCII and binary files, supports sequential and semi-random access disk files. Multi-level file name directory includes name, extension, version, protection and date. Requires 8K RAM at \$A000. Diskette includes numerous utilities \$99.95

BASIC Interpreters and Compilers

SUPER BASIC A 10K extended disk BASIC interpreter for the 6800. Faster than SWTP BASIC. Handles data files. Programs may be prepared using a text editor described below \$49.95

BASIC BANDAID™ Turn SWTP 8K BASIC into a random access data file disk BASIC. Includes many speed improvements, and program disk CHAINING \$17.95

STRUBAL+™ A STRUctured BASIC Language compiler for the professional programmer. 14-digit floating point, strings, scientific functions, 2-dimensional arrays. Requires 20K RAM and Linkage Editor (see below). Use of the following text editors to prepare programs. Complete with RUN-TIME and FLOATING POINT packages \$249.95

Text Editors and Processors

EDIT68 Hemenway Associates' powerful disk-based text editor. May be used to create programs and data files. Supports MACROS which perform complex, repetitive editing functions. Permits text files larger than available RAM to be created and edited \$39.95

TOUCHUP™ Modifies TSC's Text Editor and Text Processor for PerCom disk operation. ROLL function permits text files larger than available RAM to be created and edited. Supplied on diskette complete with source listing \$17.95

Assemblers

PerCom 6800 SYMBOLIC ASSEMBLER Specify assembly options at time of assembly with this symbolic assembler. Source listing on diskette \$29.95

MACRO-RELOCATING ASSEMBLER Hemenway Associates' assembler for the programming professional. Generates relocatable linking object code. Supports MACROS. Permits conditional assembly \$79.95

LINKAGE EDITOR — for STRUBAL+™ and the MACRO-Relocating assembler \$49.95

CROSS REFERENCE Utility program that produces a cross-reference listing of an input source listing file \$29.95

Business Applications

GENERAL LEDGER SYSTEM Accommodates up to 250 accounts. Financial information immediately available — no sorting required. Audit trail information permits tracking from GL record data back to source document. User defines account numbers \$199.95

FULL FUNCTION MAILING LIST 700 addresses per diskette. Powerful search, sort, create and update capability \$99.95

PERCOM FINDER™ General purpose information retrieval system and data base manager \$99.95

™ trademark of PERCOM Data Company, Inc.

™ trademark of Hemenway Associates Company.

Now! The LFD-800 and LFD-1000. Add one, two or three LFD-800 drives and store 200K bytes per drive on-line. Add one or two (dual-drive) LFD-1000 units and store 800K bytes per unit on-line. Complete with interface/controller, DOS, cable & manuals. **Two-drive systems:** LFD-800 — \$1549; LFD-1000 — \$2495.

PERCOM 'peripherals for personal computing'

variable; you do not even have to know where the supposed control system is. All you have to do is to pick out something that you know is variable and "push" on it.

By push I mean to apply a disturbance that under normal circumstances should have a predictable direction and amount of effect on the variable. If I push hard enough on a life-sized statue, it should tilt in the direction of the push. Perhaps it will topple in that direction according to the simple laws of mechanics.

Having selected a variable and applied a push to it, the next step is to measure the actual effect of the push. I *predict* that pushing on this statue should make it tilt a certain amount in a certain direction. I apply the push and observe the tilt.

If the *actual* effect is far smaller than the *predicted* effect, common sense indicates that something must be pushing back. If the pushing-back is always just enough to cancel any amount or direction of disturbance (within some limits), it can be concluded that the pushing-back is *systematic*. The mirror-image effect that has been observed is what is wanted.

It is necessary to discover *what* is pushing back, and how it is doing the pushing. Perhaps, examining the statue carefully, an iron rod is found supporting its back from its base. In that case, a conclusion is made that there were not enough facts to make a correct prediction of the effects of the push; the bending moment of the rod should have been taken into account. But if no simple explanation for the failure of the prediction is found, one must look further.

Suppose it is discovered that the base of the statue seems to move when pushed. If there is a push to the east, the base tilts to the west moving the center of support east of the center of gravity of the statue, and thus creating a counterforce. Suppose this tilt of the base is found to be always just what is required to offset the effects of the push. It can be concluded that one may be on the trail of a control system.

What has been done is to find out something about the *means* of control, the path by which the output of the control system, if it exists, might be linked to the controlled variable (the angle between the statue's longitudinal centerline and the ver-

tical). Finding this link is a necessary step in the test.

That step will usually lead to discovering the physical control system. Tracing the wires that work the motors that tilt the base of the statue, you find a black box a few yards away from the statue. That may be the control system, or at least all of it that is not its actuators (which have been found).

There is still one step to be taken. You cannot be completely sure of the nature of the control system until you discover the variable it is really sensing. The situation has been approached with human prejudices; to me, it seems that the controlled variable is the orientation of the statue, a geometric or visual variable. Perhaps that variable is only *related* to the real controlled variable. What must be found now are the *sensors* that the control system is using.

Thinking in visual terms, you might look for a photocell that detects the tilt. Suppose a photocell is found on a stand near the statue. The test calls for breaking this link, preventing the sensing of the statue. The result should be that the effect of the push returns to what would be predicted from mechanical laws. So the photocell is covered and the disturbances are applied again. What happens is that the floodlights illuminating the statue turn on. The statue still resists the push—the photocell was for something else.

By careful searching 4 strain gauges built into the base of the statue are discovered. These provide a signal showing where the center of thrust is, and the wires from the strain gauges run over to that black box. Disconnecting the wires shows that *now* the push succeeds in tilting the statue. As soon as its tilt becomes marked, an angry groundskeeper comes leaping out of the bushes and arrests the experimenter. Aha! You may have discovered *another* control system controlling the state of the statue.

To recapitulate, the test for the controlled variable involves the following steps:

1. Define a variable.
2. Apply various amounts and directions of disturbances directly to the variable.
3. Predict the expected effects of the disturbances, assuming no control system is acting.

4. Measure the actual effect of the disturbances.
5. If the actual effect is essentially the same as the predicted effect, stop. No control system is found.
6. If the actual effect is markedly smaller than the predicted effect, look for the cause of the opposition to the disturbance, and determine that it results from systematic variations in some other variable. If such a cause is found, it may be associated with the output of a control system.
7. Look for a means of *sensing* the controlled variable. If none is found, stop: no control system is proven to exist.
8. If a means of sensing is found, block it, so the variable cannot be sensed. If control is *not* lost, the sensor is not the right one. If no such sensor is found, stop: no control system is proven to exist.
9. If all steps of the test are passed, the variable is a controlled variable, its state is its reference level, and the control system has been identified.

To apply step 8 of the test to our computer experiment, cover the cursor suspected of being controlled with a cardboard strip. Control should be lost. Cover *each* cursor. The covered one will never pass the test. The other steps are easily carried out.

Concluding Remarks

Now it is up to you. You can test controlled variables involving intensity, sensation, configuration, change, sequence, relationship, strategy, principle, and system concepts having to do with visual, auditory, tactile, kinesthetic, and other senses.

Good luck with the programs, and good hunting for controlled variables. I will be interested to receive word about what people are doing with the information covered in these articles. ■

BIBLIOGRAPHY

Powers, W T, *Behavior: The Control of Perception*, Aldine Publishing Co, 200 Saw Mill River Rd, Hawthorne NY 10532, 1973.

A hot collector's item.
(from the popular series which appeared in BYTE)

\$8.00



Ciarcia's Circuit Cellar

BY STEVE CIARCIA



ISBN 0-931718-07-4

\$8.00

Buy this book at
your favorite com-
puter bookstore
or direct from
BYTE BOOKS™

Add 60¢ per book for
postage and handling


The marvelous
computer projects that
Steve Ciarcia has constructed in his
cellar are explained in detail so that you
can make your microcomputer perform the same
useful functions. Each article is a complete tutorial,
presented in such an easy-going style that even
beginners can understand and enjoy.



"BOOKS OF INTEREST TO COMPUTER PEOPLE"

70 Main Street Peterborough, New Hampshire 03458

Turning computer programmers into computer composers!



For the first time:
Hard-to-obtain
computer music
material has been
collected into one
convenient, easy-to-
read book.

The BYTE Book of
Computer Music com-
bines the best from
past issues of BYTE

magazine with exciting new material
of vital interest to computer experimenters.

The articles range from flights of fancy about the reproductive systems of pianos to Fast Fourier transform programs written in BASIC and 6800 machine language. Included in this fascinating book, edited by Christopher P. Morgan, are articles discussing four-part melodies, a practical music interface tutorial, electronic organ chips, and a remarkable program that creates random music based on land terrain maps!

ISBN 0-931718-11-2

\$10.00

Buy this book at your favorite computer book
store or order direct from BYTE BOOKS
Add 60¢ per book for postage and handling



"BOOKS OF INTEREST TO COMPUTER PEOPLE"

70 Main Street Peterborough, New Hampshire 03458

BYTE News . . .

S-100 8086 AND Z8000 CARDS COMING: At least 6 S-100 product manufacturers are about to release 16-bit processor cards for the S-100 bus that use the Intel 8086 and Zilog Z8000. One such card has already been announced, a 8086 processor card from Seattle Computer Products Inc, Seattle WA. All will conform to the Institute of Electrical and Electronic Engineers (IEEE) S-100 standard that is soon to be adopted. They will work with most 8-bit memory cards using byte-serial read/write. However, for full speed operation you will need either a true 16-bit memory card or a modification of your present memory cards. To modify memory cards requires cutting traces, some rewiring, and adding some logic circuitry.

Microsoft has already announced and demonstrated an 8086 BASIC, and is working on a Z8000 BASIC, as well as other 16-bit software. Digital Research is working on a 8086 version of CP/M. Most 16-bit software in development will be designed for multiprocessing environments, using real-time clocks and interrupt-driven user-inputs.

CP/M 2.0 TO BE RELEASED SOON: There is no doubt that the most widely used disk operating system for microcomputer is CP/M, developed by Gary Kildall of Digital Research, back in 1974. Although originally written for the Intel 8080 development system, it was adapted to run on 8080, 8085 and Z80 systems of many types. Its power and flexibility puts microcomputers in the big leagues by providing features and capabilities normally found on the bigger models.

Gary Kildall is planning to release the 1st major revision to CP/M (Version 2.0). It will use a real-time clock and be interrupt-driven. It will support all present CP/M software. Look for its release around September 1st.

RANDOM RUMORS: Matsushita Inc is rumored to be working on a \$250 printer which will generate "letter quality" type. It will print at 15 characters per second and include a keyboard. Rumors about Hewlett-Packard's Personal Computer are getting warmer. It may be introduced in time for the Christmas market. Expected to sell in the \$2500 area, it will have a 5-inch black and white monitor, 16 K bytes of programmable memory, BASIC in read-only memory, a built-in thermal printer and cassette I/O (input/output). Texas Instruments is developing a 3 or 4-inch Winchester-type disk drive to sell for approximately \$50. Shugart is about to start delivery on the \$70 5-inch floppy disk drive made by Matsushita. Infoton, a video terminal manufacturer, is rumored to be about to introduce a video terminal which will sell for less than \$400 in large quantities. It will use the Zilog Z8 micro-processor and have a total of only 16 integrated circuits. All circuitry will be on 1 printed circuit card, the power supply will be transformerless, and a special elastomeric keyboard will be used.

HAND-HELD COMPUTER IN DEVELOPMENT: Matsushita Electrical of Japan and Friends-Amis Inc of CA have agreed to develop and produce "the first practical hand-held personal computer." The size of a hand-held language translator, the unit could be in production by the end of the year. The computer will be able to accept preprogrammed and user programmed memory capsules. Preprogrammed capsules will include information on business, science, language, education, etc. The computer will have modular construction, enabling new technology modules to be added as they are introduced. Add-ons will include a miniprinter, miniature video display, and a voice synthesizer.

MICRO-MOUSE CONTEST FINALLY ENDS: The 2 year long "Amazing Micro-Mouse Contest" run by the IEEE has finally ended. Although several thousand entries were received, less than 100 actually ran the maze. The contest's objective was to design a robot-type device which could negotiate and learn a maze as it went through. The trials were held at conventions of the IEEE, NCC shows and PC-78.

The ultimate winner was entered by the team of Howard P Katseff and Roy Tramwell from Bell Labs, Holmdel NJ. Their mouse ran the 8½ by 8½-foot maze in just under 30 seconds. It employed a Z80 microprocessor with 4 K bytes of read-only memory and 1 K bytes of programmable memory. Second prize was taken by the team from Batelle Memorial Institute of Richland WA. Art Boland, Ron Dilbeck and Phil Stover's mouse ran the maze in just over 31 seconds. One high performer was actually nonprocessor controlled, and ran the maze in just under 40 seconds.

VOICE-OPERATED TV DEMONSTRATED: Sanyo Electric Co recently demonstrated a television receiver that responds to voice commands to turn on and off and switch stations. Utilizing a micro-processor, the unit compares the voice input to voice patterns stored in memory. The unit has a 30-word vocabulary, and can respond to the voices from 2 different people. Furthermore, the voice input can be used to play games. Sanyo has not announced any immediate plans for incorporating the receiver into its television sets.

APL FOR MICROCOMPUTERS: Despite a report in an earlier BYTE NEWS column, Quark has decided against introducing its APL microcomputer using the Intel 8086 microprocessor.

JAPANESE MOVING SWIFTLY INTO MICROCOMPUTERS: At least 9 Japanese manufacturers are presently manufacturing microprocessor integrated circuits. Approximately 80 different micro-processors are being made. Most of them are original designs including advanced features (eg: analog-to-digital converters, multiply/divide, counter/timers, etc). Five different 16-bit micro-processors are already in production. Furthermore, over a dozen personal computers/trainers are in production to support a very strong interest in personal computers in Japan. Thus far only a few units are available for export.

MOTOROLA ANNOUNCES 68000 DELIVERY AND PRICES: Motorola has announced that it expects to start shipping limited sample quantities of its new 68000 16-bit microprocessor by the end of the year. Single unit price will be \$249. Limited production quantities are expected to be available by the end of the 1st quarter of 1980, with full production by late 1980. No second source arrangements have been finalized.

75 MEGABYTE WINCHESTER DRIVE RUMORED: At least 6 companies exhibited 8-inch Winchester-type drives at the recent NCC show. All of the drives could fit into the same space as an 8-inch floppy disk drive, and provided from 10 to 45 M bytes of storage. At least 8 companies will be delivering these drives by the end of the year, and a 75 M byte version is expected next year. The drive should sell for under \$2000 in quantity.

PERSONAL COMPUTER MANUFACTURERS RANK WITH COMMERCIAL DATA PROCESSORS: Datamation magazine, in their most recent annual report of the top 50 US companies in the data processor industry, disclosed some interesting facts about changes in the computer industry. For the 1st time a personal computer manufacturer, Tandy, ranked among the top 50 in computer equipment sales, and Commodore ranked second among fastest growing companies. Commodore had a 190% increase in sales in 1 year, to \$75M. Tandy (ranked 43rd) reported computer sales of \$105M and total company sales of \$1,152M resulting in a net income of \$76M. The company reported a sales gain of only 11.6% (which is about equal to the rate of inflation, and hence could be considered 0 sales growth). If Commodore continues to grow at its past year's pace, it too will soon rank among the top 50. It was reported that 63% of Tandy's computer revenues were from TRS-80 sales, 26% from peripherals, 10% from services and 1% from supplies.

Each data processing company in the top 50 reported sales increases, and most were 20% or better. For example, IBM's sales rose almost 28%, while Digital Equipment Corporation's sales rose nearly 36%. In fact, none of the traditional maxi or mini makers appear to have been affected by personal computers, despite the predictions that were made 2 and 3 years ago.

MAIL: I receive a large number of letters each month, as a result of this column. If you write to me and wish a response, please include a stamped self-addressed envelope.

**Sol Libes
ACGNJ
1776 Raritan Rd
Scotch Plains NJ 07076**

TSC

Technical Systems Consultants, the leader in 6800 software, now presents the first in a full line of 6809 systems software. The superiority of the 6809 microprocessor and TSC software combine to form an amazingly powerful, efficient, and easy to use system.

6809 FLEX™ w/Edit and Asmb \$90.

Disk operating system for SWTPc 8" or 5". Equivalent to 6800 FLEX™ except for being located at \$C000. Includes editor and assembler listed below.

Text Editing System \$35.00

TSC's popular editor now on 6809. Fully line and content oriented with global commands.

Mnemonic Assembler \$40.00

Resident 6809 assembler also accepts 6800 and 6801 mnemonics. Supports macros and conditional assembly.

TSC BASIC for 6809 \$65.00

Extremely fast and complete, 6-digit math BASIC. Powerful, fully dynamic string handling. Random disk file capability.

6809 Debug Package \$75.00

The most advanced assembly language debugging aid available. Supports multiple, conditional breakpointing, tracing, memory protection, and much more.

Except for 6809 FLEX™, all code is fully re-entrant and position independent. Price includes user's manuals and machine readable object code. Specify 8" disk, 5" disk, or cassette (FLEX™ available on disk only). Source listings not included, but available for some products. Contact TSC for a price quotation. All orders should include 3% for postage and handling (8% on foreign orders).

FLEX is a registered trademark of Technical Systems Consultants, Inc.

Technical Systems Consultants, Inc.

Box 2574
West Lafayette, IN 47906
(317) 463-2502



Inexpensive Optical Paper-Tape Reader

Brian A Harron
67-3691 Albion Rd
Ottawa, Ontario
CANADA K1T 1P2

1 microprocessor + 8K BASIC tape
+4K Startrek tape +45 min=RUN

This was the terrible equation I had to contend with every time I wanted to play my favorite game program. It would take me 30 minutes to load the 8 K BASIC paper tape. But not any more!

The solution is a 400 character per second paper-tape reader that can interface to any 8-bit input port of almost any microprocessor. It uses only 2 integrated circuits and costs approximately \$15.

I had always wanted something faster than my old reliable Teletype, but I never seemed to have the \$40 to \$100 that was needed to buy one of the many available kits. I also wondered why most of these kits required so many integrated circuits to accomplish the simple task of latching 8 bits of data. There are 7 bits (sometimes 8 bits) of parallel paper-tape data spaced at regular intervals, and a sprocket hole for strobing, included at no extra cost. Why not design a self-strobing, 8-bit data latch using an inexpensive large scale integration (LSI) transistor-transistor logic (TTL) integrated circuit, the INTEL 8212?

The Intel 8212 provides 8 bits of input, 8 bits of output, strobe, clear, and several device enable lines for about \$5. All I needed to do was to optically sense the punched paper-tape holes and strobe them into the latch at every sprocket hole.

Although there are several ready-made, 8-level, paper-tape-reader photodiode assemblies available, I decided to construct my own reader assembly using individual phototransistors that I already possessed, the Motorola type MRD150, which are available at most wholesalers for

approximately \$1 each. Their miniature size is ideally suited to 0.1 inch (0.25 cm) spacing.

Using epoxy, I glued 9 of the phototransistors into a 0.5 by 1 inch (1.27 by 2.54 cm) piece of 0.100 inch (.025 cm) perforated board. The photocell placed between positions 3 and 4 (as shown in figure 1) is physically reversed so that the active surface element of the cell is not in line with the other 8 cells. This out-of-line detector provides a physical delay of the sprocket-hole signal which will be signal-conditioned later.

This cell begins to detect light through the sprocket hole only after all other data holes are fully centered over their respective detectors. The strobe pulse is now positioned close to the center of the pulse from the data holes, as shown in the waveforms of figure 2.

In order to make the strobe pulse as insensitive as possible to the variation in tape speed caused by moving the tape by hand, the sprocket-hole detector is amplified by transistor Q1 and is threshold-detected by IC1a, a 7414 hex Schmitt trigger TTL gate (see figure 3, p. 121). The output of IC1a is then differentiated and level-shifted by the capacitor and resistor combination C1, R1, and R2 such that the output of IC1b is fast and clean even for very slow dark-to-light transitions through the sprocket hole.

The additional gate sections IC1c and IC1d provide buffered outputs of




Photo 1: View of the paper-tape reader showing the light source and the light-detecting phototransistors. The spring and clamp device keeps the paper tape in place.

SYNCHRO-SOUND

The ORIGINAL Computer People Who KNOW computers and offer EVERYTHING you need in Small Computer Systems


Compare PRICE, QUALITY, DELIVERY, SERVICE and you'll see why you don't have to look anyplace else!



TEXAS INSTRUMENTS
810 Multi-Copy Impact Printer
ONLY **\$1599.00**
SINGLE QUANTITY PRICE

We carry a full line of Texas Instruments products


SUPER SPECIAL!



LA 34
DECwriter IV Teleprinter
\$1095.00
SINGLE QUANTITY PRICE

TERMINALS

LEAR-SIEGLER ADM-3A...
ADM-31...
ADM-42... } **CALL*** for prices



HAZELTINE 1400...
1410...
1500...
Mod 1 Edit... } **CALL*** for prices

PRINTERS

QUME Sprint—5/45 KSR
..... **\$2995.00**
Typewriter Quality Printer Terminal



TELETYPE

43... } **CALL*** for price



CENTRONICS

Micro... } **CALL*** for prices
779-2...
700-2...
703-0...




COMPUTERS

NORTHSTAR Horizon II (kit)... } **CALL*** for price



DIGITAL SYSTEMS

DSC-2... } **CALL*** for prices
Dble Density
Dual Drive Disk



CROMEMCO

System 3... } **CALL*** for price



MORE SPECIALS

Okidata SL 125	\$1595.00	44 Column Printer	\$295.00
Qume Sprint 5/45 RO	2795.00	Livermore Accoustic Coupler	249.00
Persci 277 Dble Density	1395.00	Javelin 9" Monitor	159.95
Imsai PCS 80/15	599.00	Centronics Micro Printer	395.00
Anadex DP 8000 Printer	995.00		

* Our prices are too low to advertise. Please call or write. We now carry a full line of Alpha-Micro Products

We have a full staff of Programmers and Computer Consultants to design, configure and deliver a Turnkey Computer System to meet your specific requirements.

SYNCHRO-SOUND ENTERPRISES, INC.

The Computer People
193-25 Jamaica Avenue, Jamaica, New York 11423
TWX 710-582-5886

PHONE ORDERS, CALL:
NEW YORK—212/468-7067
LOS ANGELES—213/628-1808
CHICAGO—312/641-3010
DALLAS—Coming.

the signals STROBE and $\overline{\text{STROBE}}$, which will be used as sense input lines to the 8-bit interface port.

The last 2 sections of the Schmitt trigger are configured as a delayed power-up signal that holds the CLEAR input pin of the latch at

ground until the power supply voltage has stabilized.

The $\overline{\text{DS1}}$ and MD pins of the 8212 are grounded and the DS2 pin is pinned to the supply voltage, thus placing the 8212 into the strobed latch mode of operation. In this way the 8

bits of data available to the input pins DI-0 thru DI-7 are latched through to the output pins DO-0 thru DO-7 by each positive pulse at the STROBE pin.

Since most paper-tape programs used with today's microprocessors use only 7 bits of the 8-bit ASCII code (bit 8 being vertical parity), it is convenient to use this 8th bit as the strobe sense line. When connecting the output pins of the latch to the processor input port, simply select strobe signal STROBE or $\overline{\text{STROBE}}$ and connect it to the pin corresponding to bit 8.

The software required to read in such data is shown in listing 1, where bit 8 is the STROBE sense line. When bit 8 goes through a low to high to low cycle, the data at the input port is valid.

If 8 bits of tape data are required, it is necessary to connect the strobe sense line to either another input port pin or to some other monitor line, such as an interrupt or serial input line, which can be tested under software control.

Mechanically, I used a piece of 0.100 inch (0.025 cm) aluminum sheet bent into a U-shape, with an inside, bottom width dimension of 1 inch (2.54 cm). I used a small piece of clear Plexiglas as a hold-down device for the tape as it passed over the reader photocells. Further improvements can be added, such as a motor-driven, pinch-roller pull-through, but I have had no problems when pulling the tape through by hand. As a matter of fact, I can stop pulling at any time, since the strobe pulse is speed insensitive. I plan to eventually add a hand crank and a take-up reel to avoid the great piles of tape that end up on the floor after loading some of my larger programs.

To generate the required illumination, I used an automotive lamp (type 211) mounted 3 inches (7.5 cm) above the photocells. Running the lamp on 5 V provides a good, uniform source of light, although it draws about 1 A of current.

This entire project took only 3 evenings to design and construct, and the \$15 price tag was a bonus. If you are still limited to 10 characters per second with your Teletype reader, you should seriously consider this high-speed paper-tape reader. ■

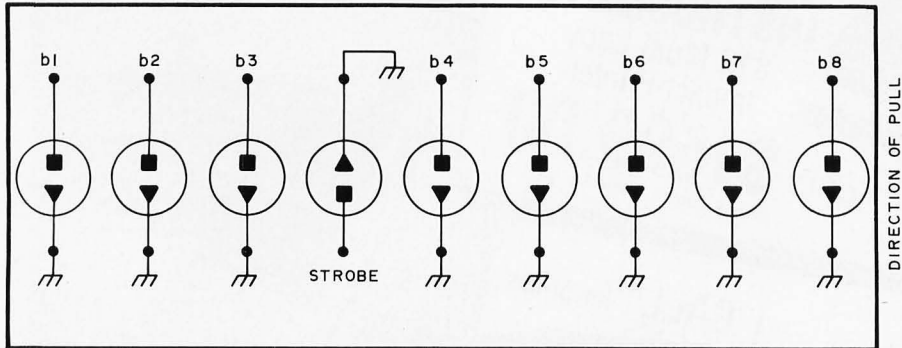


Figure 1: Phototransistors in the paper-tape reader. Note the placement of cell between bits 3 and 4. The active element is reversed in orientation.

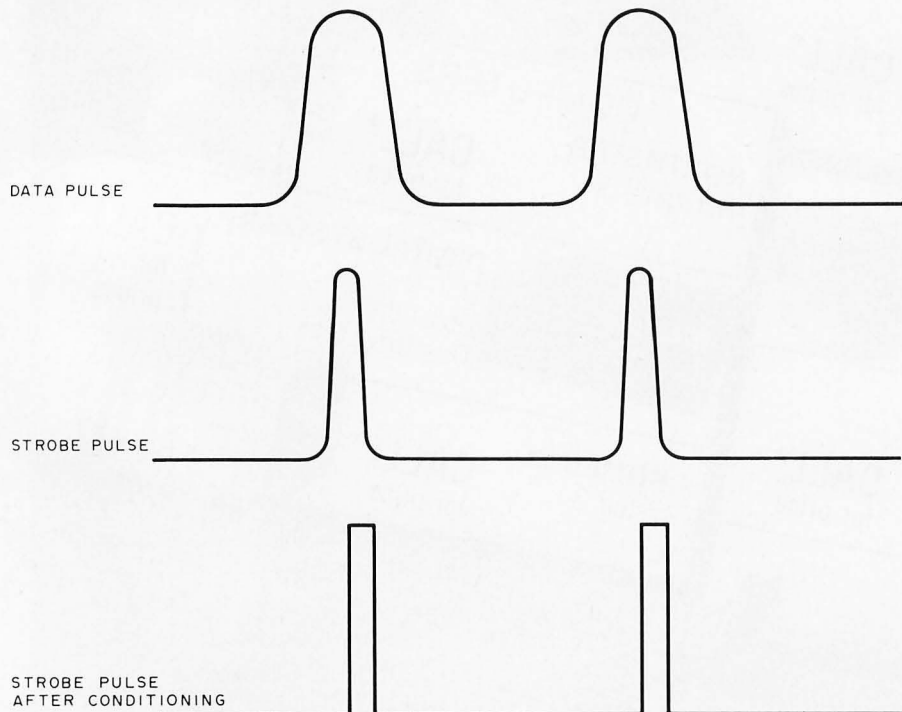


Figure 2: The strobe pulse is centered in the active signal from the data holes.

```

UP:    IN port#           ; READ INPUT PORT
      RAL                 ; SHIFT 1 BIT LEFT
      JNC UP              ; JUMP TO UP IF CARRY BIT NOT SET
DOWN:  IN port #         ; READ INPUT PORT AGAIN
      RAL                 ; SHIFT 1 BIT LEFT
      JC DOWN             ; JUMP TO DOWN IF CARRY BIT SET
READ:  IN port#           ; READ INPUT PORT DATA BYTE
      RETURN              ; WITH 7 BITS OF DATA IN REG A
  
```

Listing 1: Simple 8080 assembly language program for inputting the data from the paper-tape reader.

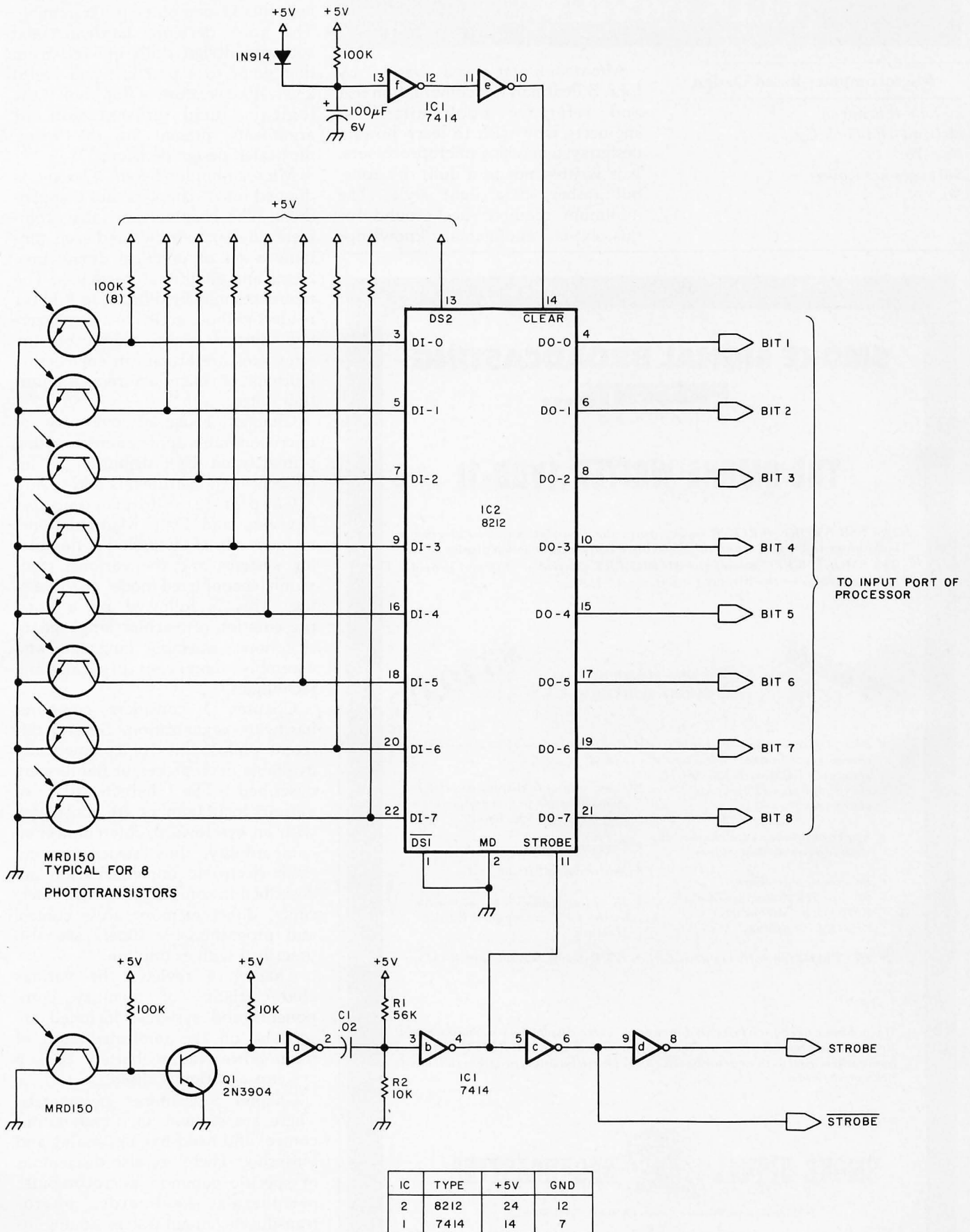


Figure 3: Schematic diagram of the paper-tape reader, which is capable of 400 characters per second.

Book Reviews

Microcomputer-Based Design

by John B Peatman
McGraw-Hill Book Co,
New York 1977
540 pages hardcover
\$26.95

Microcomputer-Based Design by John B Peatman is a combination text and reference book aimed at engineers who wish to learn how to design systems using microprocessors. It is written not in a dull, dry tone, but rather in a light style. The minimum required background for this text is a rudimentary knowledge

of logic (ie: transistor-transistor logic gates and flip-flops) and the basic concepts of computer programming. The book develops hardware and software design skills upward from that point to a practical and useful level. A key feature of this book is the logical, lucid presentation of arguments present in the many illustrated design decisions.

Microcomputer-Based Design is divided into 7 chapters and 6 appendices. The chapters are fairly complete, in-depth entities and each contains a set of practical design problems and additional references. The references may be difficult to find for readers without access to an engineering library since many of the references are articles in engineering journals or manufacturers' application notes.

Chapter 1 is an overview of microcomputer applications focusing primarily on the distribution of "intelligence" to instruments and tools.

Chapter 2, "Microcomputer Registers and Data Manipulation," includes a brief discussion of numbering systems and the various, commonly encountered modes of addressing. This is followed by a good presentation of machine language instructions, assembly language, and assembly language programming techniques.

Chapter 3 considers computer hardware organization. Several different philosophies of commercially available microprocessor families are described. The characteristics of various logic families are considered with an eye towards interconnection compatibility. Bus structures and their electronic implementation are described in some detail. Flags, interrupts, direct memory access control and programmable timers are also described with examples.

Chapter 4 reviews the various characteristics of memory components and systems. Included are sections on the implementation of main power failure battery backup systems and floppy disks.

Chapter 5 examines peripherals. There are sections on input/output control and handshaking, timing and buffering. There are also discussions of specific common microcomputer peripherals: keyboards, photo-transducers, circuit testers, analog-to-digital and digital-to-analog converters, pressure transducers, optical

SMOKE SIGNAL BROADCASTING PRESENTS...

THE SMOKE WRITER (VDB-1)

The SSB SMOKE WRITER incorporates the latest advances in electronic technology to bring you and the SS-50 bus a truly unique video display board. The SMOKE WRITER uses the MC6845 CRT Controller chip and provides total control over the display format.

IT'S NEW

The standard features of
the SMOKE WRITER are:

\$349.00

- 80 x 24 display with 32 graphic characters. Optional character generator ROM with 128 ASCII characters plus 128 graphic characters.
- Upper and lower case characters with lower case descenders.
- Programmable character set, a total of 128 characters in a 2K EPROM; a 256 character 4K EPROM is optional.
- 1K EPROM for Software drivers.
- Reduced intensity or reversed video
- Programmable display rate (10 to 5000 character per second) equivalent to 100 to 50K baud.
- Protected fields.
- Addressable Cursor.
- 2K video display RAM accessible by the CPU as standard RAM Memory.
- 128 Bytes of Scratch pad RAM.

If you have a need for a fast and dependable video display board, Smoke Signal Broadcasting has what you are looking for. The SMOKE WRITER is right at home when used with a cursor based editor or in a business program that needs protected fields.

SMOKE SIGNAL  **BROADCASTING**

31336 Via Colinas, Westlake Village, CA 91361, (213) 889-9340

NOW... Exclusively Yours from ACS

TRS-80[®]-DOS 3.0

Disk Operating System by the Original Author

DOS 3.0

EFFECTIVE SEPTEMBER 1

ONLY **\$49⁹⁵**

Check these DOS 3.0 features... that go far beyond 2.1

- NO KEY BOUNCE
- SEEK
- SKIP
- PURGE
- XFER
- USER DEFINED KEYS
- CASE DRIVER
- PAUSE
- UPWARDS COMPATABLE FROM 2.1
- RE-READ
- DISK LOGGING OF MESSAGES
- SET
- FORMAT W/O ERASE
- KEY AUTO REPEAT
- USER DEVICE CONTROL BLOCKS
- LOC
- BOOT
- ROUTE
- DIR FROM BASIC
- SHIFT LOCK
- USER
- VARIABLE LENGTH RECORDS
- CHAIN
- RUN & LOAD FOR 1 DRIVE SYS.
- PATCH
- UPPER AND LOWER
- RS-232-C DRIVERS
- MULTI PROTOCOL COMMUNICATIONS
- CHECK EOF
- WRITE EOF
- LINK

HARDWARE FOR TRS-80[®]

- Pertec Disk Drives FD-200 \$375.00 ea.
These are 40-track Drives that are completely compatible with the TRS-80[®] and Radio Shack Drives. 3.0 DOS included. Will allow Turning Diskette over and Write on other side.
- 4-Drive Cable for Pertec Drives \$35.00
- DECwriter III, 132 Character \$2500.00
110 to 9600 baud EIA tractor feed keyboard printer. This is truly the nicest printer available. (30 day delivery)
- 701 Centronics TRACTOR FEED Bidirectional Printer \$1500.00
2½ times as fast as the Radio Shack 779 Printer, has full size 132 Char. Carriage Bell tone. Complete with Cable plug in and use. Shipped Freight COD.
- 200 ns 16K Dynamic Memory Clips for Keyboard or Expansion Interface, Lifetime Guarantee, complete \$110.00
Lifetime Guarantee. Complete with Instructions and Jumper Blocks.
- 10 Key Numerical Keypad Kit \$79.95
- TRS-80[®] Level II - 16k \$750.00
 - Expansion Interface \$275.00
 - RS-232-C Interface \$ 89.00

ORDER NOW AND SAVE

Just list the items you want and mail this convenient coupon.

SOFTWARE BY ACS

- Monitor No. 3 \$29.95
Complete Machine Language Monitor for TRS-80[®] features: Find, EDIT, Relocate, Symbolic Dump to Tape, etc.
- Monitor No. 4 \$49.95
All of the commands that reside in Monitor No. 3, plus: RS-232 I/O, Disk Program I/O, Symbolic Dump to Disk for Loading into Disk Editor/ASM., Track & Sec I/O for modification.
- PCLEND \$15.95
Will Patch ASCII files of Basic Programs or text or DATA FILES so that they may be loaded into the Disk Version of the Electric Pencil for Editing purposes comes on Cassette that will automatically create a Disk file of PCLEND.
- MAKE TAPE AND MAKE DISK for Cassette Dealers \$69.95
These are two programs that will allow you to take any type of Program from Disk and store it on tape for mailing purposes. When the user receives the program in the mail on cassette, it is loaded into the computer which will automatically make a Disk file of the program.
- CP/M & C BASIC for the TRS-80[®] \$150.00
CP/M Includes: MOVCPM, STAT, PIP, Dump, DDT, ASM (8080), ED, plus 6 user manuals.
C Basic-2 Includes: XREF2, CBAS2, and manuals.
- C BASIC 2 \$99.95
- G2 LEVEL III BASIC for TRS-80[®] Special \$39.95
- TELCOM - Telecommunications for the TRS-80[®] \$29.95
Telecommunications for the TRS-80[®] allows one TRS-80[®] to communicate with another through the RS-232-C over the phone line.

[®] TRS-80 is a registered trademark of Radio Shack, a division of Tandy Corp.



Orders received by 6:00 p.m. shipped next day on Master Charge, Visa, Certified Check or Money Order. Personal Checks require 14 days to clear. No C.O.D. Collect calls not accepted. All Hardware warranted for 90 days except Radio Shack equipment which is warranted through Radio Shack. Software guaranteed for replacement only. Prices subject to change without notice.

**AUTOMATED
COMPUTER
SOFTWARE SERVICE**

(615) 244-2798

Division of



Computer World INC.

625 Main Street • Nashville, TN 37206

Send Check or Money Order payable to -

SOFTWARE • P.O. Box 60097 • Nashville, TN 37206

Quan.	Description	Unit Price	Total

HANDLING CHARGE \$1.50
TENN. RES. ADD 6% SALES TAX **TOTAL**

- Check
 - Money Order
 - MasterCharge
 - Visa
- Card No. _____

Exp. Date _____

Name _____

Address _____

City _____ State _____ Zip _____

**WE ARE KNOWN FOR OUR PROMPT,
COURTEOUS SERVICE**

TELETYPE MODEL 43

- 4320 AAA (TTL interface) \$985
- 4320 AAK (RS232 interface) \$1,085
with transformer to operate on 50Hz, 220v, installed
inside cabinet add \$50
We stock paper and ribbon for the Teletype Model 43

DEC LA 34 \$1,259
KSR dot matrix printer. Provides variable line and character spacing and variable width paper.

HAZELTINE 1500 (assembled only) \$945
1510 \$1,085
with 50Hz, 220v current adaptation \$100
also available with Danish, German or French character sets add \$60

INTERTUBE SUPER BRAIN \$2,885
Dual Z80, dual floppy, double density, 64K RAM, 4Mhz., CP/M, FORTRAN, COBOL, BASIC, Assembler Language. Contained in Intertube II.

INTERTUBE II \$800

**MARINCHIP SYSTEMS
M9900-CPU-S-100 COMPATIBLE.**
Network operating system, PASCAL, Extended precision commercial BASIC, FORTH, META & applications package. Complete kit and DISCEX software \$550; Assembled \$700. We configure systems to meet your budget & your needs. Hard Disk interface (with software) available.

IMS MEMORY, 16K Fully static, 250 ns \$346

TEI S-100 Mainframes
12 slot — MCS 112 \$433
22 slot — MCS 122 \$609
These mainframes are completely assembled, tested and contain everything required for plug-in operation.

TARBELL Floppy Disk Controller \$255
Other Tarbell products available.

KONAN HARD DISK CONTROLLER \$1,550
S-100 compatible, plugs into S-100 mainframe. Controls 1-4 disk drives.

FUJITSU HARD DISK \$5,700
50 megabytes of unformatted data in a single, removable cartridge.

**IMS 5000 SERIES,
COMPLETE Z80 SYSTEM** \$2,170
2 I/O ports, 1 K EPROM bootstrap loader, double density, dual 5 1/4 " disks, S-100, 12 slot mainframe. A new rising star! No waiting.

PER SCI FLOPPY DISK DRIVES
299 DUAL DISK, 2 Sided \$1,495
277 DUAL DISK, Single Sided \$1,210
1170 CONTROLLER Single/Double Density \$1,015
2142 CABINET & POWER SUPPLY for 277 \$300
2149 CABINET & POWER SUPPLY for 299 \$390

MODEM: "THE CAT" from Novation \$190
Originate/Answer. 300 baud.

TO ORDER: We ship within 24 hours after receipt of certified check, money order or cashiers check. Credit cards: add 4%. Personal checks: allow ten days. \$12 shipping for terminals. \$3 for memories and modem. New York residents include sales tax. Prices and availability subject to change without notice.

We have no reader inquiry number. Please call or write.

JOHN D. OWENS ASSOCIATES INC.

12 SCHUBERT STREET
STATEN ISLAND, NEW YORK 10305
DAY, EVENING, WEEKEND, HOLIDAY CALLS WELCOME!
(212) 448-6283 (212) 448-6298

displays, relay drivers, synchomotors and printers. Finally, there are sections on universal asynchronous receiver-transmitters (UARTs), line drivers, the HPIB-IEEE 488 bus and self-test hardware.

Chapter 6 describes the various options that exist in hardware and software development packages from prototyping boards to disk-based operating systems. There is also a brief discussion of high-level languages for microcomputers.

Chapter 7 describes in detail the algorithms for solutions to several common microcomputer software problems. Algorithms are described to read and to parse a functional keyboard input, self-test routines and number system conversion and manipulations. Real-time programming constraints are also considered.

The set of appendices describes the characteristics of specific microcomputers. Each appendix covers the architecture and organization of a particular processor integrated circuit. The rest of the integrated circuit set (memory, input/output, etc) is also briefly covered. Appendices are included on the 4004, F8, 8080, 6800, COSMAC, and PPS-8 processors. It is refreshing to see that these appendices are more than just a reprinting of the manufacturer's specification sheets.


On the negative side, there is a disturbing absence of discussion of any of the high-performance integrated circuits that were certainly available when this book was written. There is also inadequate treatment given to bit-slice and microprogramming techniques. Software development by emulation is also omitted. The balance is, however, overwhelmingly positive. This is a text which starts off quietly, never grows dull, and yet contains a great deal of substance. There are sections on using esoteric devices like first in, first out stacks (FIFOs) that I have previously never seen in a design text.

It is a welcome development. I recommend this book to advanced experimenters, undergraduate engineering students and practicing engineers. ■

Ira Rampil
2217 Cypress Way
Apt 15
Madison WI 53717

POWER!

PROGRAMMING THE Z 80



Now! A step-by-step approach to making your Z 80 work for you! This book features I/O and addressing techniques, Z 80 instruction set and more! Exercises check your progress at each step.
Rodnay Zaks
Ref. C280, 460 pp \$11.95

Also available in this series:
Programming the 6502 . . . \$11.95
6502 Applications Book. \$12.95
6502 Games Book \$12.95
ASK FOR COMPLETE CATALOG

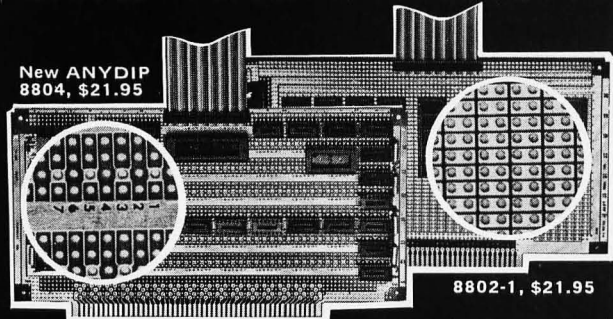
TO ORDER:

By Phone: (415) 848-8233. Visa, MC, American Express.
By Mail: Indicate quantity desired. Include payment.
Shipping: Add \$1.50 per book (UPS) or 75¢ (4th class - allow 4 weeks delivery).
Tax: In California, add tax.

SYBEX, INC.
Dept.
2020 Milvia Street,
Berkeley, California 94704



↓ VECTOR
**PACKAGING SYSTEMS
 SAVE TIME & MONEY!**



S-100 CARDS

Five models available. Universal tinned buses, pads or plain. 0.042 inch diameter holes on 0.1 inch grid for mounting anything anywhere. For interface, memory, breadboarding.

R681-2 RECEPTACLE FITS 8803 MOTHERBOARD

Model R681-1 has 0.062 inch long 0.025 inch square tails.



SLIT WRAP

TEFZEL* Insulation Wire Wrapping Tools:

U. S. & foreign patents




daisy-chain wraps

P184 with 100 feet of wire, \$30.00.

- Up to 4X faster.
- Heavy insulation. P184-4T with NiCad batteries, recharger, 100' of wire: \$105.00.

BEAUTIFUL VP2 ENCLOSURE—supplied completely assembled for packaging.

S-100 based systems. Clear aluminum with blue vinyl finished slide-off sides, top, and perforated bottom cover; heavy chassis plate, removable front and rear panels, adjustable connector/Motherboard mounting struts, card guides (plastic guides supplied uninstalled). VP2, \$159.00. VP1, cards mount perpendicular to front, \$163.00. BP17-9 accessory back panel, \$10.95.



Low-noise model 8803 S-100 Motherboard not shown. Eleven positions ready for connectors. Glass epoxy, solder masked etched circuitry for passive and active termination, twelve tantalum capacitors and instructions. \$29.50.

*DuPont trademark Prices subject to change without notice.

Send for complete data. Packaging systems for other card sizes and systems, rack mounting are available
VECTOR ELECTRONIC COMPANY, INC.

12460 Gladstone Avenue, Sylmar, CA 91342
 telephone (213) 365-9661; TWX (910) 496-1539
 ad number 627901

See us at WESCOW Booth 1216-18.

Programming Quickies

Day of Week and Elapsed Time Programs

W B Agocs, Dept of Physical Sciences
 Kutztown State College, Kutztown PA 19530

The day of the week, the number of elapsed days of a year, and the number of days between 2 dates are information that is required frequently in various types of analyses.

The procedure to determine the day of the week uses Zeller's congruence:

$$d = \{ [2.6m-0.2] + K + Y + \left[\frac{Y}{4} \right] + \left[\frac{C}{4} \right] - 2C \} \text{MOD } 7$$

The term m is the month number minus 2. If the month is January or February, m is 11 or 12 of the previous year. K is the day of the month; C is the century, and Y is the year of the century. The value of the square brackets is defined as the integer part of the result of evaluating the interior expression.

Day of Week From Date

The program is so written that corrections to month 11 or 12 of the previous year are made automatically if the month is January (1), or February (2). The program is shown in listing 1. Century selection could have been incorporated, but the program is designed for the 20th century. Once the number of the day of the week is obtained (with Sunday being day 1), the date and the day are printed.

Matrix Elapsed Time Determination


The use of a 12 by 31 matrix seems to be the most logical method for determining the elapsed days of a year, the remaining days in a year, and the day interval between 2 dates.

The program for such a determination is shown in listing 2. The MAT A = CON statement in line 50 sets each element of the matrix equal to 1. The subroutine in statements 440 thru 540 enters 0s into the matrix elements which correspond to the months with less than 31 days, and then fills the matrix elements with the date's numerical location in the year. Thus on return from the subroutine, the days elapsed may be printed between statements 180 and 190, or between statements 400 and 410 if desired. Leap year corrections are made at lines 270 and 440.

Finally, if the interval between the 2 dates is less than or greater than a year (as determined by statement 100), the correct year increment is made in statements 230 and 280.

The total time interval is determined in statement 180 or 410, and the result printed at statement 190.

Text continued on page 129



HOW BOB SCHMIDT AND HIS MICROSOFT BASIC COMPILER TURNED AN ORDINARY COMPUTER INTO A GENIUS.

Bob admits he thought his computer had reached the limit of its capabilities. Then he discovered the BASIC Compiler from Microsoft.

"It's incredibly fast," he boasts. "Nothing was as fast as my Microsoft BASIC interpreter—yet this new compiler is actually 3-10 times faster.

"And that's not all," he beamed. "My compiler has the same language features as Microsoft 5.0 BASIC and runs in my 32K CP/M system."

Bob says, "When Microsoft comes out with a new product, I know it's got to be good. And this BASIC Compiler is the wizard I've been waiting for.

"At last, I can generate relocatable machine language modules from my Microsoft BASIC programs—machine code that's highly optimized. And because the Microsoft macro assembler and loader come with the BASIC Compiler, BASIC programs are easily linked to assembly language subroutines or Microsoft


FORTRAN and COBOL programs. Just like the pros," smiled Bob.

"What's more, the compiler generates a fully symbolic listing of the machine language that's generated—a great way for me to learn assembly code on my own."

Bob believes in giving credit where credit is due. "Microsoft turned my BASIC computer into a genius for \$395, but I was smart enough to recognize a good thing immediately."

If you want to get the most out of your computer and your BASIC programs, ask for more information on the Microsoft BASIC Compiler. We know you'll compliment yourself on a very smart move.

MICROSOFT



10800 N.E. Eighth Suite 819
Bellevue, Washington 98004
206/455-8080 Telex 328945

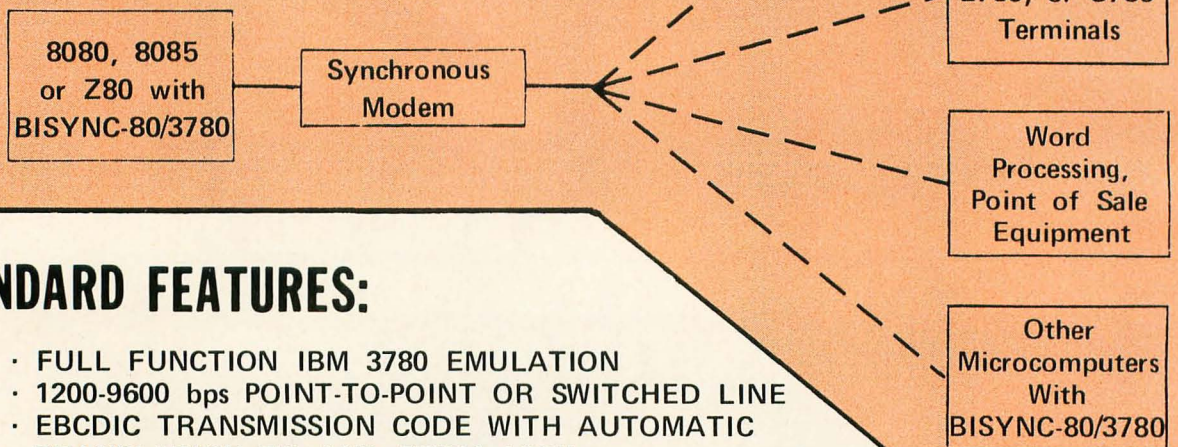
We set the standard.

BISYNC - 80/3780

BRINGS IBM BINARY SYNCHRONOUS COMMUNICATIONS CAPABILITY TO THE 8080, 8085, AND Z80 MICROCOMPUTER

APPLICATIONS:

- DISTRIBUTED DATA PROCESSING
- REMOTE JOB ENTRY (RJE)
- CICS ACCESS
- BATCH DATA TRANSMISSION



STANDARD FEATURES:

- FULL FUNCTION IBM 3780 EMULATION
- 1200-9600 bps POINT-TO-POINT OR SWITCHED LINE
- EBCDIC TRANSMISSION CODE WITH AUTOMATIC TRANSLATION TO AND FROM ASCII
- SEND AND RECEIVE STANDARD DISK FILES
- RUNS WITH CP/Mtm OPERATING SYSTEM
- AVAILABLE FOR S-100 AND TRS-80 SYSTEMS
- USE WITH MOST 8251-BASED I/O BOARDS
- REQUIRES NO INTERRUPTS

This professionally written and documented software can integrate your microcomputer into the world of large scale data processing on IBM compatible equipment. You can have the distributed processing power of your microcomputer plus IBM terminal capability!

Price \$295, includes documentation and software on CP/M diskette. Optional RJE Console Support software - \$95. Optional Printer Driver software - allows receiving data directly to printer instead of diskette - \$95. Synchronous I/O board and all required cables - \$345 for S-100; \$545 for TRS-80. Documentation - \$15. Complete system packages available.



Micro-Integration, Inc.
104 Morris Avenue · P.O. Box 335 Friendsville, MD 21531 · (301)746-5888

Text continued from page 126:

The matrix procedure, with correction for appropriate holidays, can be used in conjunction with stock market studies when knowledge of the market day interval is desired, or when determining if a particular date is a market trading day.

Listing 1: BASIC program for determining the day of the week from the date using Zeller's congruence.

```

0010 PRINT "ZELLER'S CONGRUENCE-DAY OF WEEK
FROM DATE."
0020 PRINT "WHAT IS THE DATE-MONTH, DAY, YEAR?"
0030 INPUT M,D,Y
0035 LET Y1 = Y
0037 LET M1 = M
0040 IF (M = 1) OR (M = 2) THEN 60
0050 GOTO 105
0060 IF M = 1 THEN 90
0070 LET M = 12
0080 GOTO 100
0090 LET M = 11
0100 LET Y = Y-1
0102 GOTO 110
0105 LET M = M-2
0110 LET D1 = INT(2.6*M-.2) + D + (Y-1900) + INT((Y-1900)/4)
0115 LET D1 = D1 + INT(19/4)-2*19
0120 LET D1 = D1-INT(D1/7)*7 + 1
0125 PRINT "D1 = ";D1
0130 ON D1 GOTO 140, 150, 160, 170, 180, 190, 200
0140 LET A1$ = "SUNDAY"
0145 GOTO 210
0150 LET A1$ = "MONDAY"
0155 GOTO 210
0160 LET A1$ = "TUESDAY"
0165 GOTO 210
0170 LET A1$ = "WEDNESDAY"
0175 GOTO 210
0180 LET A1$ = "THURSDAY"
0185 GOTO 210
0190 LET A1$ = "FRIDAY"
0195 GOTO 210
0200 LET A1$ = "SATURDAY"
0210 PRINT "FOR ";M1;" / ";D1;" / ";Y1;" IT IS ";A1$
0220 PRINT
0230 END

```

Listing 2: BASIC program for using a matrix to determine the elapsed time between 2 dates.

```

0010 PRINT "MATRIX DETERMINATION OF DAYS BETWEEN
DATES."
0020 PRINT "PROGRAMMED APRIL 15, 1979;W. B.
AGOC'S."
0030 DIM A(12,31)
0040 DCL S(A())
0050 MAT A = CON
0060 PRINT "WHAT IS THE FIRST MONTH, DATE, YEAR?;
EXPRESS NUMERICALLY AS 11, 15, 1978."
0070 INPUT M1, D1, Y1
0080 PRINT "WHAT IS THE NEXT MONTH, DATE, YEAR?"
0090 INPUT M2, D2, Y2
0100 IF Y2-Y1 = 0 THEN 120
0110 GOTO 220
0120 IF Y1/4-INT(Y1/4) = 0 THEN 150
0130 GOSUB 450
0140 GOTO 160
0150 GOSUB 440
0160 LET S1 = A(M1, D1)
0170 LET S2 = A(M2, D2)
0180 LET S3 = S2-S1
0190 PRINT "INTERVAL BETWEEN ";M1;" / ";D1;" / ";Y1;
0195 PRINT " AND ";M2;" / ";D2;" / ";Y2;" IS ";
0200 PRINT S3;" DAYS."
0210 GOTO 580
0220 LET S = 0
0230 FOR I = Y1 + 1 TO Y2-1 STEP 1
0240 IF I/4-INT(I/4) = 0 THEN 270
0250 LET S = S + 365
0260 GOTO 280

```

```

0270 LET S = S + 366
0280 NEXT I
0290 IF Y1/4-INT(Y1/4) = 0 THEN 320
0300 GOSUB 450
0310 GOTO 350
0320 GOSUB 440
0330 LET S1 = 366-A(M1,D1)
0340 GOTO 360
0350 LET S1 = 365-A(M1,D1)
0360 IF Y2/4-INT(Y2/4) = 0 THEN 390
0370 GOSUB 450
0380 GOTO 400
0390 GOSUB 440
0400 LET S2 = A(M2,D2)
0410 LET S3 = S + S1 + S2
0420 GOTO 190
0430 REM SUB-ROUTINE
0440 LET A(2,29) = 0
0450 LET A(2,30) = A(2,31) = A(4,31) = A(6,31) = A(9,31)
= A(11, 31) = 0
0460 LET N = 0
0470 FOR I = 1 TO 12 STEP 1
0480 FOR J = 1 TO 31 STEP 1
0490 IF A(I,J) = 1 THEN 510
0500 GOTO 530
0510 LET N = N + 1
0520 LET A(I,J) = N
0530 NEXT J
0540 NEXT I
0550 RETURN
0560 PRINT
0570 PRINT
0580 PRINT "THE END."
0590 END ■

```

A Text Loader Routine

Howard Berenbon
2681 Peterboro
W Bloomfield MI 48033

Here is a useful program for the Motorola 6800 microcomputer. This subroutine allows the loading of ASCII text into the desired memory location directly from your terminal. It uses the Motorola MIKBUG monitor for character input and output. The subroutine may be entered beginning at hexadecimal address A060. To exit the program simply type a %.

Hexadecimal Address	Hexadecimal Code	Mnemonic	Comments
A060	86 3F	LDAA #\$ 3F	Load A with ?
A062	BD EO 75	JSR CHAROUT	Output ?
A065	86 20	LDAA #\$ 20	Load A with a space
A067	BD EO 75	JSR CHAROUT	Output space
A06A	CE _ _	LDX #\$ _ _	Load index register with desired address
A06D	BD EO 78 &LOOP	JSR CHARIN	Input character
A070	A7 00	STAA \$ 00:X	Store A indexed
A072	08	INX	Increment index register
A073	81 25	CMPA #\$ 25	Compare A with %
A075	26 F6	BNE &LOOP	Get another character
A077	7E E0E3	JMP MIKBUG	Return to MIKBUG ■

A Model of the Brain for Robot Control

Part 4: Mechanisms of Choice

James Albus
Project Manager
National Bureau of Standards
United States Dept of Commerce
Washington DC 20234

The essence of a hierarchy is that control is top-down. The ultimate choices are made at the top, and the goals selected at this level are decomposed into action as they filter down

The ideas presented in this article represent the views of the author and not those of the Department of Commerce or the National Bureau of Standards.

through the various levels of the hierarchy. For the purposes of our discussion, we will define the highest level H function in the behavior-generating hierarchy of the human brain as the *will*.

For centuries philosophers and theologians have debated the nature of the will, particularly the question of whether humans have "free" will (ie: the *freedom* to choose goals) or

whether all choice is merely a reflexive or predestined response to the environment. We shall not presume to deal with this question here, other than to suggest what types of inputs are available to this highest level goal selection module.

By definition much of the input to the highest level behavior-generating module must come from the highest level sensory-processing module.

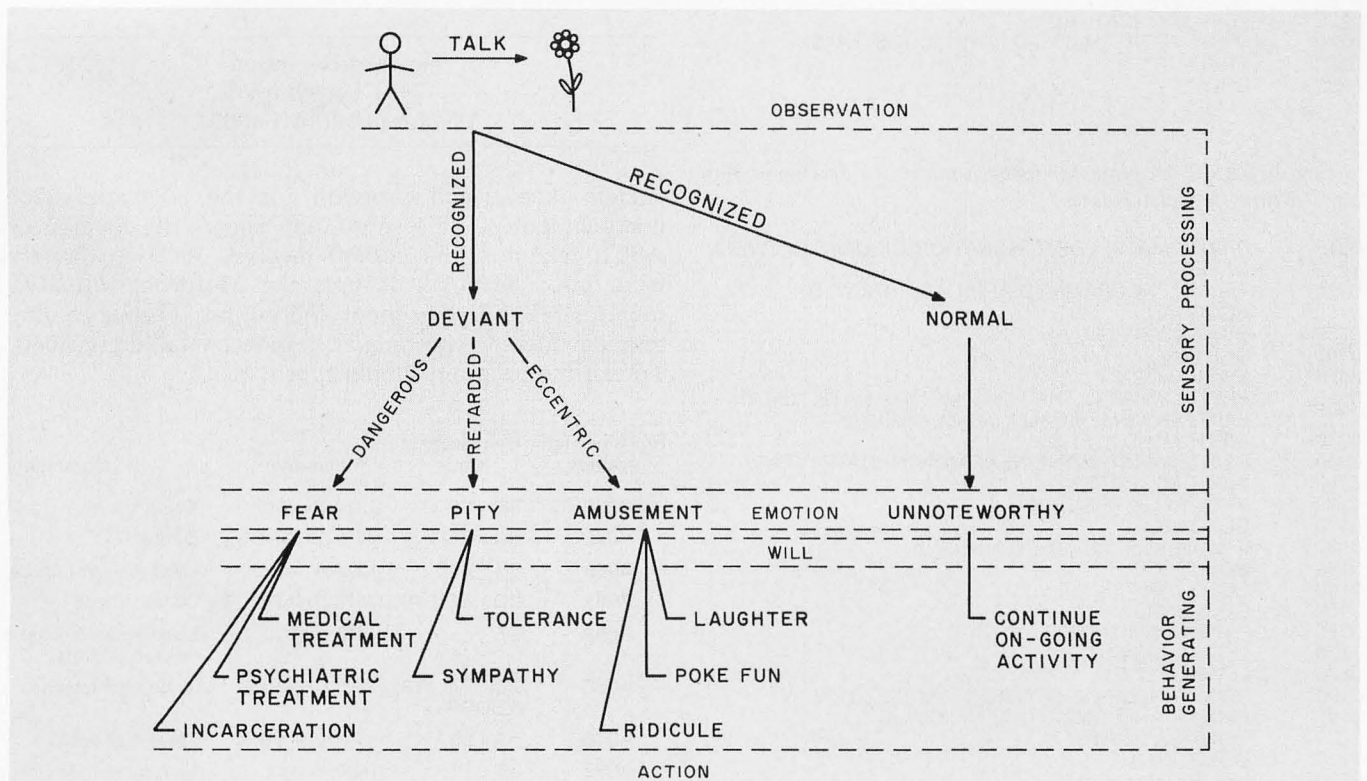



Figure 1: An action (such as a person talking to a flower) may be recognized as either familiar or unfamiliar. If an action is noted as familiar, then it can be considered unnoteworthy and will be ignored. If the action is considered deviant, further processing will take place to determine reactions to the action.

\$3,995

Million-Character Computer System One-Year Transferable Warranty


\$3,995



SEE System 6684 Unique Standard Features

- CPU integrated into Diskette Cabinet with peripheral ports in rear of cabinet
- 4 Full communications ports RS232 or 20 mA/60 mA CL; 75 to 19,200 bits/sec.

\$4,995



SEE System 6784 Unique Standard Features

- CPU integrated into video terminal cabinet with peripheral ports in rear
- Video has 16 programmable function keys, 128 high resolution characters with graphics, numeric keypad, reversed video, full editing, 24 x 80 display

Standard Features on All Systems

- Central Processing Unit with 12 slots; 2 MHz (expandable to 4MHz with pipelining architecture)
- 8 Free Slots for expansion; capacity for 442,368 characters of memory within standard chassis
- 49,152 characters of 200 ns random access memory; 150 ns memory optional
- 8 vectored interrupts; all input and output is interrupt driven
- 1.2 million characters, double sided, dual 8" diskettes. IBM 3470 compatible

- Printer controller; Centronics compatible
- Magnum BASIC. Extremely fast business BASIC with full editing capabilities, print using, sequential and random files, integer and floating point arithmetic with up to 16 digits precision; N-dimensional matrices and much more
- A superset of Microsoft 16K extended disk BASIC
- Interactive conversational macro assembler and editor for 6800 family microprocessors
- One-year transferable limited warranty on parts and labor for all SEE hardware
- Guaranteed 24-hour turn-around time on repairs

Optional Features on All Systems

- Up to 64 interconnected, intelligent terminals with no degradation of response time. Each is a stand alone CPU. True distributed processing
- Expandable to 12 MB of 150 ns RAM for each terminal
- Up to 64 RS232 ports with full communications. Talks to any peripheral or CPU with RS232 interface
- Expandable to 4 MB of diskette storage
- Up to 660 MB hard disk storage with removable modules
- ANSI standard 10.5 inch tapes (1600 BPI)
- 11 MB cartridge tape system
- Matrix and word processing printers from 55 CPS to 1400 LPM

- Choice of 6809 and/or 6512 CPU board with speed of up to 4 MHz with 150 ns memory
- Interactive relocatable macro assembler, development system and DOS for 6502 and 6512 microprocessors. Can assemble source programs up to 2 MB long
- PASCAL compiler
- FORTRAN compiler
- BASIC compiler
- 6809 Macro Assembler
- Powerful word processing software
- Comprehensive business software, incl. General Ledger, Accounts Receivable, Accounts Payable, Inventory, Payroll, etc.

Quantity discounts to bona fide dealers, OEMS, and schools
Special configurations and modular shipment available
A few distributorships available in the United States and other countries



SYSTEMS ENGINEERING ENTERPRISES

1749 Rockville Pike, Rockville, Maryland 20852
(301) 468-1822

This is the level at which the overall result of the entire sensory processing operation is evaluated as being good or bad, rewarding or punishing, satisfying or frustrating. In humans, this function is performed by what are commonly called the emotions. It has long been recognized that emotions play a crucial role in the selection of

behavior. We tend to practice that which makes us feel comfortable and avoid what we dislike. Our behavior-generating hierarchy normally seeks to prolong, intensify, or repeat those behaviors which give us pleasure or make us feel happy or contented. We normally seek to terminate, diminish, or avoid those behavior patterns which cause us pain, or arouse fear or disgust.

About the Author

Dr James S Albus worked for NASA from 1957 to 1972 designing optical and electronic subsystems for over 15 spacecraft, and for one year managed the NASA Artificial Intelligence Program. Since 1973 he has been with the National Bureau of Standards where he has received several awards for his work in advanced computer control systems for industrial robots. He has written a survey article on robot systems for Scientific American (February 1976) and his Cerebellar Model Arithmetic Computer won the Industrial Research Magazine IR-100 Award as one of the 100 most significant new products of 1975. He is also the author of People's Capitalism: The Economics of the Robot Revolution which is published by New World Books, 4515 Saul Rd, Kensington MD 20795.

In the past 25 years it has become known that the emotions are generated in localized areas, or computing centers, in the brain. For example, the posterior hypothalamus produces fear, the amygdala generates anger and rage, the insula computes feelings of contentment, and the septal regions produce joy and elation. The perifornical nucleus of the hypothalamus produces punishing pain, the septum pleasure, the anterior hypothalamus sexual arousal, and the pituitary computes the body's response to danger and stress. These emotional centers, along

with many others, make up a complex of about 53 regions linked together by 35 major nerve bundles. This entire network is called the limbic system. Additional functions performed in the limbic system are the regulation of hunger and thirst performed by the medial and lateral hypothalamus, the control of body rhythms such as sleep-awake cycles performed by the pineal gland, and the production of signals which consolidate (ie: make permanent) the storage of sensory experiences in memory performed by the hippocampus. This last function allows the brain to be selective in its use of memory by facilitating the permanent storage of sensory experiences to which the emotional evaluators attach particular significance (eg: close brushes with death, punishing experiences, etc).

Input to the limbic system emotional centers consists of highly processed sensory-data such as the names of recognized objects, events, relationships, and situations, such as the recognition of success in goal achievement, the perception of praise or hostility, or the recognition of gestures of dominance or submission transmitted by social peers. These inputs are accompanied by such modifier variables as confidence factors derived from the degree of correlation between predicted and observed sensory input.

Sensory processing at the level of the emotions is heavily influenced by contextual information derived from internal models and expectations at many different levels in the processing hierarchy. If a painful stimulus is perceived as being associated with a nonfear producing source, we may attack the pain causing agent. If, however, the perceived source of pain also induces fear, we may flee.

Similarly if an observed event such as a person talking to a flower is perceived as deviant, then this input to the emotions, along with other recognized qualifier variables such as the person is a) eccentric, b) retarded, or c) dangerously psychotic, will cause the emotions to output a) amusement, b) pity, or c) fear, respectively. Amusement input to the behavioral goal selecting module may lead to laughter, poking fun, or ridicule. Pity input to the will may

ASCII encoded keyboards as low as \$65.*



The RCA VP-601 keyboard has a 58 key typewriter format for alphanumeric entry. The VP-611 (\$15 additional*) offers the same typewriter format plus an additional 16 key calculator type keypad.

Both keyboards feature modern flexible membrane key switches with contact life rated at greater than 5 million operations, plus two key rollover circuitry.

A finger positioning overlay combined with light positive activation key pressure gives good operator "feel", and an on-board tone generator gives aural key press feedback.

The unitized keyboard surface is spillproof and dustproof. This plus the high noise immunity of CMOS circuitry makes the VP-601 and VP-611 particularly suited for use in hostile environments.

The keyboards operate from a single 5 volt, DC power supply, and the buffered output is TTL compatible. For more information contact RCA VIP Marketing, New Holland Avenue, Lancaster, PA. Telephone (717) 291-5848.

The RCA logo, consisting of the letters "RCA" in a bold, stylized, sans-serif font.

*Optional user price. Dealer and OEM prices available.

WHEN THE FUN AND GAMES ARE OVER, you shouldn't have to gamble on your microcomputer's ability to get down to business. You won't with **Outpost 11**. It's a serious unit with quality components: **Cherry, full ASCII keyboard; Setchell-Carlson CRT, 24 x 80 characters, 7 x 9 dot matrix; inverse, grey, blink; form generation characters; Shugart floppy disk drives; M6800 CPU; 32 k bytes RAM; glass-epoxy PC boards, manufactured and tested to Mil Q 9858-A; entire unit 100-hour burn in tested; IC's tested to Mil P 883; I/O interrupt prioritizing structure; soft-sectored disk format; business BASIC; FLEX 2.0; TSC BASIC; self diagnostics; software development packages; etc; etc; etc.** All this and more at only **\$2,595,** suggested retail price. See **Outpost 11** at a dealer listed or write us for the name of a dealer near you.

TANO Corporation, 4301 Poche Court West, New Orleans, La. 70129



THE SERIOUS MICROCOMPUTER



Dealers: ATLANTA, GA, Magaro and Associates — 404-252-6609, Professional Indexing — 404-572-4177 • BEAVERTON, OR, DataTools International — 503-645-4604 • BEND, OR, Control Industries — 503-389-1969 • COOKEVILLE, TN, Cumberland Computers — 615-526-7651 • DADE CITY, FL, Sabatelli Computer System Inc. — 904-567-7777 • DALLAS, TX, Eclectic Corp. — 214-358-1307 • DES MOINES, IA, H. Allen Hanna — 515-283-5130 • ELK GROVE VILLAGE, IL, Kramer DataPower Inc. — 312-894-0554 • GREENVILLE, SC, Plus Inc. — 803-242-9090 • HOUSTON, TX, Eclectic Corp. — 713-228-7798 • IDAHO FALLS, ID, Great Plains Computer Co. — 208-529-3210 • LONG BEACH, CA, CTI Data Systems Inc. — 213-426-7375 • MOBILE, AL, Railway Express — 205-661-8889 • NEW ORLEANS, LA, TANO Corp. — 504-254-3500 • NEWTON CENTRE, MA, Daner-Hayes Inc. — 617-969-4650 • PARKER, CO, Western Marketing Assoc. — 303-841-2788 • SALT LAKE CITY, UT, Home Computer Store — 801-484-6502 • SAN JOSE, CA, PBC Associates — 408-377-7001 • SEAFORD, DE, Robert Underwood — 302-629-8438 • SEATTLE, WA, Empire Electronics — 206-244-5200 • WALTHAM, MA, Computer Mart Inc. — 617-899-4540 • WESTFORD, MA, Thorstensen Labs — 617-692-2051 • ONTARIO, CANADA, Combined Systems — 416-549-2900 • GOUDHURST, KENT, ENGLAND, Warren Woodfield Assoc. Ltd. — 05-803-590 • DEALER INQUIRIES INVITED — 504-254-3500. TWX 810-591-5229

evoke a behavioral pattern of sympathy. Fear may evoke an attempt to secure medical or psychiatric treatment, or incarceration.

If, however, a person talking to a flower is recognized as perfectly normal, then the emotions will give no indication that the event is particularly worthy of attention, or that there exists any need to deviate from whatever behavior is presently being executed. These relationships are described graphically and symbolically in figure 1.

In this model the standards of normalcy and deviance are clearly in the eye of the beholder, or at least in the expectations and beliefs stored in the processing-generating hierarchy. In many ways the emotional evaluators are even more dependent on internal beliefs than externally observed facts. This is particularly true in the case where a person's belief structure discounts the reliability or moral worth of the physical senses, as is characteristic of philosophical constructs derived from gnosticism or asceticism.

Thus the emotions, just as any other sensory processing module in

the brain, simply compute a G function on the D vector that they input to produce the Q vector that they output. In simple creatures the emotional output vector may be restricted to a few components such as good-bad, pleasure-pain, etc. In higher forms the emotional output is a highly multidimensional vector with many faceted components such as love, hate, jealousy, guilt, pride, disgust, etc. Part of this Q output may simply produce feelings (ie: joy, sadness, excitement, fear, etc). However, most of the Q output directly or indirectly provides F input to the highest level H function, the will.

Output from the emotional centers is known to be of two types: one consists of signals on nerve fibers; the other consists of hormones and chemical transmitters which convey their messages (Q vector values) via fluid transport mechanisms.

What the G and H functions of the emotions and will are, and where they come from is a matter of hot dispute. One recent theory proposed by sociobiology is that they are genetically determined, derived from in-

formation stored in the DNA molecule, as the result of millions of years of natural selection. This theory argues that innate behavior-selecting mechanisms have evolved so as to maximize the Darwinian fitness (the expected number of surviving offspring) of their possessors.

The incidence of behavior in many different species from insects to birds to mammals corresponds closely to mathematical predictions derived from genetics and game-theory analyses of strategies for maximizing the probability of gene propagation. Even cooperative or altruistic behavior such as that of the worker bee, and ritualized behavior in animal contests and courtship, can in many cases be explained by genetic arguments. However, the evidence for this theory is much stronger for insects than for higher forms, and the opinion that human emotions are transmitted genetically is not widely held.


A competing theory put forward by behaviorists is that in higher forms the evaluator functions of the emotion and the selector functions of the will are mostly learned, perhaps even

	List	Our Price
CROMEMCO 20% DISCOUNT		
System III	5990	4792
System II	3990	3192
System II with 10 Meg Disk	9995	7996


NORTH STAR 16% DISCOUNT (or more)		
Horizon I - 32K Ram asm	2099	1763
Horizon I - 16K Ram asm	1899	1595
Horizon I - 32K Ram kit	1849	1553
Horizon I to Horizon 2	450	378
32K Ram asm	659	525

VECTOR GRAPHICS 20% DISCOUNT		
Vector MZ-2 (630K disk) 48K Ram	3750	3000
Soroc IQ120	995	790
Perkin Elmer Bantam CRT	996	750
Intertube II	995	750
Integral Data IP125	799	699
Escon Selectric Interface	496	422
NEC 5510 RO Word Processor Printer	2900	2450

Professional A/r, A/p, Ledger, Payroll, Medical Billing software with customization available. Send for our catalog - Some prices are too low to quote.



**SARA TECH
COMPUTERS**
P.O. Box 692
400 Base
Venice, FL
33595
(813)485-3559



PEOPLES' CAPITALISM

The Economics of the ROBOT REVOLUTION

by
JAMES S. ALBUS


Jeffersonian democracy applied to the
Second Industrial Revolution

An exciting new economic philosophy
with a plan to:

- Avoid conflict between human and robot workers
- Create an everyman's aristocracy based on robot labor
- Increase productivity and cure inflation
- Bring affluence into harmony with ecology

After reading it you will no longer be
sure that Utopia is beyond our grasp.

Now available from **NEW WORLD BOOKS** \$4.75 delivered
4515 Saul Road, Kensington, MD 20795 softcover



The InterTube II Video Display Terminal is truly representative of the latest state-of-the-art advances in microprocessor technology. Its basic teletypewriter compatibility combined with its numerous "smart" terminal features satisfy the universal requirement for a low-cost, high performance video terminal.

You get everything you need. An upper and lower case character set displayed on a sharp 8 X 10 dot matrix. A full 24 line by 80 character screen. A status line displayed in reverse video. A complete ASCII keyboard with an 18-key numeric pad.

You get full cursor addressing, automatic repeat of all keys and individual backspace and shiftlock keys. Plus, a graphics mode for easy design and display of all types of forms. And an RS-232 serial printer port.

And you get everything your operators need to make their jobs a pleasure. A hooded display that cuts glare and gives extra privacy. A wide bandwidth monitor for sharp images everywhere on the screen. Below-the-line character descenders to make reading easier. A programmable white-on-black or black-on-white display and a self-test mode for easy maintainability.

You get high powered text editing with such features as character and line insert/delete, full and/or partial block transmit, programmable end-of-line terminators, and protected fields. All standard! And all for a retail price you won't believe . . . only \$995. Incredible!

INTERTEC'S

INTERTUBE II[®]


VIDEO DISPLAY TERMINAL

ATTENTION OEM's and DEALERS:

Your customers request InterTube terminals for one simple reason. They outperform the competition so well that it's foolish to consider any other terminal. Add to that InterTube's rugged design which insures you of the reliability that brings customers back. And modular design engineering that makes service a snap!

But best of all, the InterTube is readily available. Just a quick call and you'll have units in stock. Immediately! And our scheduled delivery program will help you keep them in stock.

Good margins, good service, good delivery. Simple? You bet it is! InterTube II dealerships and OEM agreements are now available in many areas. Contact us today and start selling from stock tomorrow!



Corporate Headquarters: 2300 Broad River Road • Columbia, South Carolina 29210 • 803 / 798-9100 • TWX: 810-666-2115

imprinted, during the early years of development. Certainly many of the emotional evaluations and behavior selection rules in the human brain are culturally determined, derived from religious teachings defining good and evil, or from social conventions defining duty, fairness, etiquette, and legality. These fundamental rules of opinion and behavior are instilled in the young by parents, educators, and religious and state authorities. They are reinforced throughout life by peer group pressure, as well as by church and civil sanctions.

There are, of course, many persons who would disagree with both of these theories. Perhaps the most widespread opinion (which until recent years was virtually unchallenged) is that the human will and its emotional evaluator inputs are non-mechanistic in nature and therefore unknowable in some fundamental sense. Many would even claim that emotions and will are subject to, or controlled by, spiritual and supernatural forces. For example, the doctrine of original sin states that the highest level behavior selecting mechanism, the human will, is

basically defective because of the disobedience of Adam and Eve, and except for divine intervention is under the power of evil or satanic forces. The literature surrounding the age old controversy over free will versus predestination centers largely on the role of the Divinity (or the stars, or fates) in the determination of human behavior. Most cultures view the conscience (ie: the emotional evaluator for right and wrong or good and evil) as a divine gift or manifestation of the indwelling of the spirit of God.

Clearly the emotions and will are a very basic (some would say primitive) and compelling part of our behavioral mechanism. Carl Sagan calls them the *Dragons of Eden*. Humans are often driven, sometimes beyond rational justification, to heroic feats of courage or physical endurance by the behavior rules of duty or the emotions of love, pride, guilt, jealousy, and hate.

Whatever their origins, the G functions of our emotions and the H functions of the will can be modeled. They are rule based, and the rules are, for the most part, clearly defin-

ed. In many cases these rules are even written down as systems of moral philosophy, ethics, or rules of social behavior such as *Emily Post's Book of Etiquette*.

Nothing so complex need be modeled for the highest level G and H modules of a robot for many years. Nevertheless, every robot needs some sort of highest level evaluator and goal selector function in order to exhibit any sort of autonomous behavior. At what point in the spectrum of multidimensional sophistication we choose to dignify an evaluator function with the term emotion, or goal selection function with the term will, is not clear. What is clear is that simple approximations to the functions computed by the emotions and the will can be modulated by CMAC G and H functions operating on input vectors and computing output vectors. The degree of sophistication and complexity of the modeling is limited only by the ingenuity and resources of the modeler.

The interdependency of the processing and generating hierarchies suggests at least 3 distinct modes of operation.

∞ INFINITE BASIC ∞™

**RELOCATABLE MODULES FOR THE TRS LEVEL II AND DOS SYSTEMS
LOAD ANY OR ALL MODULES. FOR \$49.95 THE CORE PACKAGE INCLUDES:**

∞ MATRIX PACKAGE ∞

Over 30 BASIC commands including:

- ∞ Matrix Read, Inverse, Transpose, and Identity. Simultaneous Equations!!!
- ∞ Add, Subtract, or Multiply Scalars, Vectors, or Multi-dimension arrays!!!
- ∞ Dynamically Reshape, Expand, Delete Arrays, Change arrays in mid-program.
- ∞ Copy array elements, set arrays to scalar, zero arrays, move arrays.
- ∞ Tape array read and write including string arrays.

FOR \$29.95 more get the ∞ BUSINESS PACKAGE ∞

- ∞ Eliminate round-off error!! Multiple precision packed decimal arithmetic. 127-digit max. accuracy
- ∞ Binary search or sorted arrays. Insert new elements in sorted arrays!!!
- ∞ Automatic page headings, footings, and pagination. Includes forced end-of-page.
- ∞ Automatic hash for record retrieval!! And more for your professional packages.

COMMAND PROCESSOR 'COMPROC' for \$19.95 (DOS only)

Extend DOS-AUTO command to perform multiple steps either at power-up or as a user command
Execute a script consisting of a sequence of commands or data from a BASIC command file.

REMODEL + PROLOAD for \$34.95 (Specify 16, 32, or 48K version)

REnumber any section of a program, MOve program segments, DElete program lines.
Combine programs with renumber and merge. Load or save any portion of program from tape.

DISK SORT PROGRAM 'DOSORT' for \$34.95 (Specify 32 or 48K, minimum 2 disk system)

SORT/MERGE multi-diskette sequential files. Multiple variables and keys.
Includes machine language in-memory sorts, comparators and string handling.

COPY SYSTEM TAPES with 'COPYSYS' for \$14.95 (Non-DOS)

∞ STRING PACKAGE ∞

Over 40 BASIC commands including:

- ∞ Left and right justify, truncate, rotate. Text justification. String centering.
- ∞ Delete or insert substring, Pack strings, Convert to upper or lower case.
- ∞ Translate characters, Reverse strings, Verify function, Number of occurrences.
- ∞ Masked string searches for simple or array variables. Encrypt or decrypt strings.
- ∞ Compress/uncompress character string arrays to 6 bits or less per character.
- ∞ AND the famous RACET machine language SORTS. Multi-key multivariable and string. Sort 1000 elements in 9 sec!!

FUTURE ∞ ADD-ON PACKAGES ∞ will include ∞ STATISTICS ∞ INPUT/OUTPUT ∞ GRAPHICS ∞

Attn: TRS Add-On OEM's: We can support your special hardware add-ons with direct BASIC commands.
System Houses: We license System House usage of ∞ INFINITE BASIC ∞ modules.

Check, VISA, M/C C.O.D.
Calif. residents add 6%

Telephone Orders Accepted
(714) 637-5016

WHEN ORDERING PLEASE
ADVISE PUBLICATION SOURCE

RACET COMPUTES
702 Palmdale, Orange CA 92665

\$100 to \$139 Off the TRS-80TM Computers!



You can believe a product is tops, when more than 100,000 owners have chosen it over its competition! That overwhelming acceptance has dropped production costs, and allowed us to make TRS-80 an even better value.

\$100 Off! 4K Level I


This is the ideal beginner's computer system. Our manual makes learning programming in Level I BASIC a snap. Easily upgrades to Level II or more memory at any time. 26-1051
Was \$599 in 1979 Catalog \$499*

\$139 Off! 16K Level II

Level II BASIC is one of the most powerful microcomputer programming languages. Level II TRS-80 systems can be expanded to include printers, disk storage and much more. 26-1056
Was \$988 in 1979 Catalog \$849*

TRS-80 Line Printer II

Now — for hundreds of dollars less than you'd expect to pay — you can add line printer utility and convenience to your Level II TRS-80 system. This top quality impact-type printer doesn't require special paper — you can use inexpensive rolls (available at Radio Shack), continuous forms (original and up to two carbons) or single sheets. The 7x7 dot matrix head prints 50 characters per second; 80 characters on 8 inch lines. Also prints expanded (wider) characters that are ideal for headings under software control. Standard 9½ inch wide continuous forms are kept in perfect alignment by non-adjustable pins on platen. Includes Expansion Interface cable. 26-1154
\$999*



Radio Shack[®]
 The biggest name in little computers[™]

A DIVISION OF TANDY CORPORATION • FORT WORTH, TEXAS 76102
 OVER 7000 LOCATIONS IN NINE COUNTRIES



TRS-80 Line Printer II Interface Cable

Now you can attach the Line Printer II directly to your TRS-80 Level II 16K system. No Expansion Interface required unless you plan to add mini disks or more memory. 26-1416
\$59*

*Retail prices may vary at individual stores and dealers

HAYDEN SETS YOUR SYSTEM STRAIGHT



New! DESIGNING MICROCOMPUTER SYSTEMS (Pooch & Chattergy) Provides a wealth of information for building microcomputer systems. Also discusses numerous hardware aspects including microprocessor architecture, input and output ports, interrupt systems, programmable clocks, etc. #5679-6, \$8.95

New! DATA COMMUNICATION COMPONENTS: Characteristics, Operation, Applications (Held) Contains over 150 schematic diagrams that illustrate the effective use of over 25 components in the design, modification or optimization of data communication networks. #5126-3, \$14.95

New! BASIC MICROPROCESSORS AND THE 6800 (Bishop) Gives you two books in one: a basic guide to microprocessors for the beginner, and a complete description of the M6800 system for the engineer. #0758-2, \$11.95

1980 Hayden Computer Calendar Will Be Available In October!

- full-color original computer art
- complete program for perpetual calendar
- computer anecdotes

SARGON

II

The Champ of Champs

is

Available at your
local computer store!

Hayden Book Company, Inc.
50 Essex Street, Rochelle Park, NJ 07662

Acting—The Task Execution Mode

In the task execution mode the motor-generating hierarchy is committed to a goal, which it decomposes into subgoals, sub-subgoals, and finally into action primitives. In this mode the sensory-processing hierarchy is primarily engaged in providing feedback; first to aid in selecting the goal, then to steer the goal decomposition process, and finally to direct the output drive signals to the muscles (or actuators) so as to follow a success trajectory.

Consider a simple, everyday goal such as the fixing of a leaking faucet. First, the sensory processing system must recognize the fact that the faucet is leaking. This information is then evaluated by the emotions as something that needs attention. This evaluation is passed on to the will, where the rules of what ought to be done and under what circumstances reside. If there are no higher priority items vying for the attention of the will, then the goal <fix faucet> may be selected. Once this occurs, the behavior generating hierarchy will be committed to decompose this goal into a sequence of actions.

At each instant of time t_k the sensory-processing module at each hierarchical level extracts feedback vectors F_k^i required by the H behavior-generating modules at each level for goal decomposition. At the instant t_0 when the goal is selected, the feedback F_0^i at the various levels causes the selection of the initial subgoal decomposition P_0^i . This determines the initial direction of the trajectories T_{P_i} on their way toward the goal state. As the task proceeds, the recognition of subgoal completions and/or unanticipated obstacles triggers the selection of the proper sequence of actions directed toward the goal achievement.

The entire set of trajectories T_{P_i} describes the sequence of internal states of the brain which underlie and give rise to the observable phenomena of purposive behavior. These are the deep structure of behavior. Only the output trajectory, the terminal or bottom level trajectory, is manifested as overt action. The extent to which the trajectories T_{P_i} are independent of feedback is the extent to which behavior is preprogrammed. The extent to which the feedback pulls the T_{P_i} trajectories along predic-


table paths to the goal state is the extent to which behavior is adaptive. For some goals, such as hunting for prey or searching for breeding territory, the selection of the goal merely triggers migratory searching behavior which continues until feedback indicates that the goal is near at hand. For such goals, behavior is indefinite and highly feedback dependent. For other goals, such as building a nest, making a tool, courting a mate, or defending a territory, behavior is more inner-directed, requiring only a few sensory cues for triggers.

In either case, while in the acting mode the sensory data flowing in the sensory-processing hierarchy is highly dependent on (if not directly caused by) the action itself. If the action is speech, the sensory-processing hierarchy is analysing what is spoken, and provides feedback for control of loudness, pitch, and modulation. If the action is physical motion, data from vision, proprioception, and touch sensors are all highly action dependent, and the sensory analysis is primarily directed toward servo control of the action itself.

In the action mode, the M_i associative memory modules provide context in the form of predicted data to the sensory-processing modules in order to distinguish between sensory data caused by motion of the sensors and that caused by motion of the environment. What is predicted is whatever was stored on previous experiences when the same action was generated under similar circumstances. This allows the sensory-processing hierarchy to anticipate the sensory input and to detect more sophisticated patterns in the sensory data than would otherwise be possible.

Observing—The Sensory Analysis Mode

A second mode of operation of the crosscoupled hierarchy is the analysis of sensory data from external sources not primarily caused by action of the behavior-generating hierarchy. For example, when listening to a concert, a speech, or a play, there is little action going on in the muscles and motor neurons. The lower levels of behavior-generating hierarchies are quiescent, or set to a constant value, or given a command to execute an



More than meets the eye.

The new Series 5000 is mighty for its size. In more than several thousand ways!

In fact, it's the first small system offering over a megabyte of integrated mini-floppy capacity. And with its super memory management, you can have better than 300k of RAM in desk or desktop versions. But hardware is just the tail of the whale...

It's the wide selection of software that really makes this system mighty.

Operating systems? Choose CP/M* with CBASIC†—the most widely accepted small computer operating system ever. Or MVT-FAMOS**, a multi-user, multi-tasking operating system with file management like the big guys. Or MICROCOBOL,††

also for multiple users, but implemented in COBOL, familiar to commercial users the world over.

And application programs for these operating systems number in the thousands. From real estate to accounting, taxes to inventory control, they're all available at low cost—ready to run.

When you add these software and hardware features to Industrial Micro Systems' reputation for rugged, reliable quality products you'll begin to see it all. A lot more system than your first glance reveals.

See even more at your dealer. Call us to find out the name of your nearest dealer. He'll tell you everything you need to know. And really open your eyes!

*Trademark of Digital Research Inc. **Trademark of MVT Microcomputer Systems Inc. †Trademark of Software Systems ††Product of CAP-CPP

INDUSTRIAL MICRO SYSTEMS

The great unknown.

628 N. Eckhoff St., Orange, CA 92668, (714) 633-0355

SOFTWARE BREAKTHROUGH!

A true breakthrough in 8080 development software has been achieved . . .

R-A-I-D

RAID stands for "Real-time Interactive Assembler Debug," but RAID is much more.

SIMULATOR - RAID is a true simulator and real-time debug in one! Simulation mode provides TOTAL CONTROL of test program. It's crash proof! Segments of memory may be write-protected, limits specified for stack, program counter, etc. Simulation mode is transparent and both modes may be used together for high speed simulations.

SYMBOLIC DEBUG - RAID is a fully symbolic debug, including labels and operands! Also included are multiple radix, multiple breakpoints, memory search, 9 display formats, single-step, multi-step, display/alter registers or memory, programmable output, etc. Over 70 commands in all!

ASSEMBLY/DIS-ASSEMBLY - Memory may be displayed or altered in instruction mnemonic form complete with symbolic labels and operands. Exclusive feature permits "following" subroutines during dis-assembly.

TRACING - Elaborate trace facilities have been included. Trace each instruction as executed, trace subroutines as entered and exited, trace by breakpoint dumps with user programmable dump data.

FULL DISK ACCESS - In addition to loading/saving named files, RAID permits reading/writing on a specified track & sector basis.

FLOATING POINT OPTION - Permits direct display or alteration of FPP (see below) numbers. 12 digit mantissa, exponent to ± 127 ,BCD format.

CP/M COMPATIBLE - RAID will run on any CP/M system of 24K or more. Works with both ASM and MAC assemblers fully symbolically.

TO ORDER: Specify software desired and enclose check or money order (COD ok).

- A) RAID without floating point option \$99.95
- B) RAID with floating point option, and FPP source code \$150.00
- C) FPP Floating Point Processor only \$99.95
- D) RAID Documentation Only \$15.00
- E) ISIS to CPM Conversion Utilities \$99.95

All software supplied on CP/M compatible 8" diskette. ISIS versions also available.



**SOUTHERN
SYSTEMS
OF BIRMINGHAM**

Post Office Box 3373A
Birmingham, AL 35205
(205) 933-1659

overlearned task which can be carried out without any assistance from the upper levels.

The sensory-processing hierarchies, however, are very busy. They are filtering and predicting, recognizing patterns and trajectories, locking on to rhythms and harmonious periodicities, and tracking targets of attention. Predictions generated by the M modules are clearly required for these types of analyses, whether or not the organism is engaged in physical activity. This suggests that the upper levels of the behavior-generating hierarchies (which are not currently required for generating behavior) might be used instead to generate hypotheses and subhypotheses which in turn produce context and predictions to aid the sensory-processing hierarchy in the recognition, analysis, and understanding of incoming sensory data.

At each level hypotheses which generate T_R predictions that match or track the T_E sensory data trajectories will be confirmed. If the hypothesized T_R trajectories are only close to the T_E observations, they can be pulled by error signal feedback T_F from the processing hierarchies. When a hypothesis is successful in generating predictions which match the sensory data stream, the loop at that level locks onto the sensory data. When lock-on is simultaneously achieved at many different levels, we can say that the processing-generating hierarchy "understands" the incoming data (ie: it can follow and predict it at many different levels). The depth of understanding depends upon how many levels lock onto the sensory data stream. The accuracy of understanding depends upon how precisely the hypotheses track and predict the incoming sensory data.

It is easier to follow a trajectory than to reproduce it. When observing a procedure, the generating hierarchy merely needs to produce hypotheses which are in the right vicinity so that they can be synchronized with the sensory input. Uncertainties at branch points in T_{P_i} do not matter greatly because errors are quickly corrected by comparing T_{R_i} with T_{E_i} .

On the other hand, reproducing a procedure requires that the H functions be capable of generating T_{P_i} trajectories which are quite precise over their entire length. They must not wander outside of the success

envelope or miss any critical branch points. Needless to say, the latter is a much more exacting computational problem, and offers an explanation for why a student may be able to follow the reasoning of his professor's lecture, but is unable to pass an exam without additional drill and practice.


Attention

The directing or focusing of attention is essentially a purposive action whose goal is to optimize the quality of the sensory data. The basic elements of attention are orienting (positioning the body and sensory organs so as to facilitate the gathering of data) and focusing (blocking out extraneous or peripheral information so that the sensory processing system can bring all of its capacities to bear on data that is relevant to the object of attention). The orienting element is simply a behavioral task or goal to acquire and track a target. The focusing element is a filtering problem which can be solved by a hypothesis or goal decomposition which evokes the appropriate masks or filter functions from the R_i modules so as to block out all but the relevant sensory input data.

Thus, attending is a combination of observing and acting. It is primarily a sensory analysis mode activity, with a strong assist from the task execution mode.

Imagining—The Free-Running Mode

A third distinct mode of operation occurs when the upper levels of the processing-generating hierarchy are largely disconnected from both motor output and sensory input. In this mode high-level hypotheses T_{P_i} may be generated, and predicted sensory data T_{R_i} recalled. In the absence of sensory input from the external environment, these recalled trajectories make up all of the information flowing in the sensory-processing hierarchy. The processing modules G_i operate exclusively on the internally recalled R_i trajectories producing T_{Q_i} experiences and T_{F_i} feedback. The T_{F_i} trajectories act on the generating hierarchy so as to modify and steer the T_{S_i} trajectories creating new hypotheses T_{P_i} . The system is free running, guided only by stored experiences M_i , learned interpretations G_i , and practiced skills H_i , for



YOU'RE FIRST IN THREE... AND SO ARE WE.

We are what our friends, you the ComputerLand customer, make us.

You support growth. And ComputerLand expands. There are more than 90 stores worldwide serving you.

You're quality oriented. That's why your ComputerLand store has the widest selection of the finest computer systems and software anywhere.

You have high professional standards. These set the guidelines for your ComputerLand staff . . . experts who can analyze and fill needs at all levels.

You settle for nothing less than complete solutions. That's what gives your store national recognition for its products and service.

In short, you give direction for growth. This is what has made your store #1, in just three short years.

COME TO THE PARTY

Starting September 17 at your local ComputerLand store, there'll be an anniversary special waiting for you. And on September 22, all day, we're hosting a gigantic birthday party . . . to celebrate our shared success.

Bring your family, your friends. And join in the fun.

It's our way of saying thanks . . . for yesterday, today and tomorrow.

ComputerLand®

14400 Catalina Street, San Leandro, CA 94577 (415) 895-9363

at all participating stores.

- | | | | | | | | | |
|-----------------|-----------------------|----------------------|-----------------------|-------------------|--------------------|------------------------|----------------------|-------------------------|
| Huntsville, AL | Sacramento, CA | Tustin, CA | Jacksonville, FL | Overland Park, KS | Omaha, NE | Columbus, OH | Tyson's Corners, VA | Sydney, NSW Australia |
| Phoenix, AZ | Saddleback Valley, CA | Walnut Creek, CA | Miami, FL | Louisville, KY | Nashua, NH | Oklahoma City, OK | Bellevue, WA | Brussels, Belgium |
| Little Rock, AR | San Bernardino, CA | Colorado Springs, CO | Atlanta, GA | Boston, MA | Cherry Hill, NJ | Portland, OR | Federal Way, WA | Burlington, Canada |
| Belmont, CA | San Diego, CA | Denver, CO | Honolulu, HI | Rockville, MD | Bergen County, NJ | Harrisburg, PA | Tacoma, WA | Calgary, Alberta Canada |
| Dublin, CA | San Diego East, CA | North Denver, CO | Arlington Heights, IL | Grand Rapids, MI | Morristown, NJ | Lehigh Valley, PA | Madison, WI | Toronto, Canada |
| El Cerrito, CA | San Francisco, CA | Fairfield, CT | Downers Grove, IL | Rochester, MI | Buffalo, NY | Paoli, PA | Milwaukee, WI | Winnipeg, Canada |
| Hayward, CA | San Jose, CA | Hartford, CT | Mundelein, IL | Southfield, MI | Ithaca, NY | Austin, TX | INTERNATIONAL | Copenhagen, Denmark |
| Layndale, CA | San Rafael, CA | Newark, DE | Niles, IL | Bloomington, MN | Nassau County, NY | Dallas, TX | Adelaide, Australia | L'Évillais, France |
| Los Altos, CA | Santa Maria, CA | Boca Raton, FL | Oak Lawn, IL | Hopkins, MN | Charlotte, NC | South West Houston, TX | Brisbane, Australia | Manila, Philippines |
| Los Angeles, CA | Santa Rosa, CA | Coral Gables, FL | Peoria, IL | Springfield, MO | Cleveland East, OH | Houston Bay Area, TX | Melbourne, Australia | Singapore |
| Pasadena, CA | Thousand Oaks, CA | Ft. Lauderdale, FL | Indianapolis, IN | St. Louis, MO | Cleveland West, OH | Salt Lake City, UT | Perth, Australia | Stockholm, Sweden |

generating strings of hypotheses and decomposing goals and tasks. The upper levels of the crosscoupled hierarchy are, thus, imagining (ie: generating and analyzing what would be expected if certain hypothesized goals and tasks were to be carried out).

Imagination is based on stored experiences and driven by hypothesized actions. It is constrained in large measure by the knowledge frames, world models, expected values, and belief structures (IF I do this, THEN such and so will happen) embedded in the upper levels of the cross-coupled

processing-generating hierarchy.

If we attempt to hypothesize some action X which lies outside of the neighborhood of generalization of prior experience, we get no recalled R_i vectors from memory M_i . In this case we say "we cannot imagine what X would be like."

One of the functions of the free-running mode is to remember or recall past experiences by hypothesizing the same goals as when the experience was recorded. Thus, in our imagination we can reach back and relive experiences, recall events, and, hence, remember facts and relation-

ships from our past. Imagination, however, is not limited to duplication of past experiences. We can also rearrange sections of learned trajectories to create experiences in our minds which never occurred. We can string together trajectories in new combinations or insert new modifier variables in various hypothesis vectors. We can watch a bird fly and substitute a "self" variable in place of the bird to imagine ourselves soaring through the sky. We can listen to a story of adventure and imagine ourselves in the place of one of the characters. Imagination allows us to hypothesize untried actions and, on the basis of M functions learned during previous experiences, to predict the outcome.

Planning

Imagination gives us the ability to think about what we are going to do before committing ourselves to action. We can try out, or hypothesize prospective behavior patterns, and predict the probable results. The emotions enable us to evaluate these predicted results as good or bad, desirable or undesirable.

Imagination and emotional evaluators together give us the capability to conduct a search over a space of potential goal decompositions and to find the best course of action. This type of search is called *planning*.

When we plan, we hypothesize various alternative behavior trajectories and attempt to select the one that takes us from our present state to the goal state by the most desirable route. Imagined scenarios which produce positive emotional outputs are flagged as candidate plans. Favorably evaluated scenarios or plans can be repeatedly rehearsed, reevaluated, and refined prior to initiation of behavior-producing action.

Imagined scenarios which produce negative evaluation outputs will be avoided if possible. In some situations it may not be possible to find a path from our present state to a goal state, or at least not one which produces a net positive evaluation. Repeated unsuccessful attempts to find a satisfactory, nonpunishing plan, particularly in situations recognized as critical to one's well-being, correspond to *worry*.


One of the central issues in the study of planning is the search strategy, or procedure, which dictates

64KB MICROPROCESSOR MEMORIES


- S-100 - \$750.00
- LSI - \$750.00
- SBC 80/10 - \$750.00
- 6800 - \$750.00



CI-S100 64K x 8



CI-1103 32K x 16



CI-6800 64K x 8



CI-8080 64K x 8

CI-S100 — 64K x 8 on a single board. Plugs directly into the IMSAI, MITS, TDL, SOL and most other S-100 Bus computers. No wait states even with Z80 at 4Mhz. Addressable in 4K increments. Power requirement 6 watts. Price \$750.00.

CI-1103 — 8K words to 32K words in a single option slot. Plugs directly into LSI 11, LSI 11/2, H11 & PDP 1103. Addressable in 2K increments up to 128K. 8K x 16 \$390.00. 32K x 16 \$750.00 qty. one.

CI-6800 — 16KB to 64KB on a single board. Plugs directly into Motorola's EXORcisor and compatible with the evaluation modules. Addressable in 4K increments up to 64K. 16KB \$390.00. 64KB \$750.00.

CI-8080 — 16KB to 64KB on single board. Plugs directly into Intel's MDS 800 and SBC 80/10. Addressable in 4K increments up to 64K. 16KB \$390.00. 64KB \$750.00

Tested and burned-in. Full year warranty.



Chrislin Industries, Inc.

Computer Products Division

31352 Via Colinas • Westlake Village, CA 91361 • 213-991-2254

ANOTHER FIRST FROM MOUNTAIN HARDWARE. SUPERTALKER.

GIVE VOICE TO YOUR APPLE.

SuperTalker allows you to add the dimension of human speech output in your computer programs. Add voice to games. Program verbal prompting for the operator of your business system. Use verbal warnings under program control as an enunciator in commercial security or control rooms. Create educational programs that verbally coach the student.

THE SUPERTALKER SYSTEM.

SuperTalker is a new Mountain Hardware peripheral system which allows the Apple II computer to output exceptionally high quality human speech through a loudspeaker under program control. Output may also be directed through any P.A. or stereo system. Initially, spoken words are digitized into RAM memory through the system microphone. Speech data in RAM may then be manipulated like any other stored data.

A COMPLETE PACKAGE.

The SuperTalker peripheral system consists of: The SuperTalker peripheral card which plugs into



FOR YOUR APPLE II

which require only one-line statements to output a word or phrase. Routines also support cassette storage.

TEACH YOUR COMPUTER TO TALK.

For \$279 assembled and tested, SuperTalker gives your Apple II a voice in the matter.

AVAILABLE NOW.


Mountain Hardware's SuperTalker, Apple Clock and 100,000 Day Clock™ (for S-100 bus computers) are available through computer dealers worldwide.

a peripheral slot on the Apple II; a microphone; a loudspeaker; easy-to-use operating software and documentation; plus, two ready-to-run SuperTalker programs.

OPERATING SYSTEMS.

In order to achieve maximum utility using SuperTalker, the SuperTalker Disk Operating System permits output of human speech under program control with direct I/O routines.

It also provides a preparation program which permits the creation of voice files on diskette. BASIC program routines are provided



Mountain Hardware, Inc.

LEADERSHIP IN COMPUTER PERIPHERALS
300 Harvey West Blvd., Santa Cruz, CA 95060
(408) 429-8600

Sounds super.

- Send me everything I need to know about SuperTalker.
- Also information on your Real-Time clocks for Apple II and S-100.

Name _____

Address _____

City _____ State _____ Zip _____

Apple II is a trademark of Apple Computer, Inc.

which of the many possible hypotheses should be evaluated first. In most cases, the search space is much too large to permit an exhaustive search of all possible plans, or even any substantial fraction of them. The set of rules for deciding which hypotheses to evaluate, and in which order, are called *heuristics*.

Heuristics are usually derived in an ad hoc way from experience, accident, analogy, or guesswork. Once discovered, they may be passed from one individual to another, and from one generation to another by teaching.

Historically, artificial intelligence researchers have been fascinated by the subject of heuristics. At least a portion of this interest is a result of their recursive nature. A heuristic is a procedure for finding a procedure. When this recursion is embedded in a cross-coupled processing-generating hierarchy with the rich complexity of the human brain, it becomes clear why the thoughts and plans of humans are filled with such exquisite subtleties, and curious, sometimes insidious reasoning. It also provides some insight into the remarkable phenomenon of self-consciousness

(ie: a computing structure with the capacity to observe, take note of, analyze, and, to some extent, even understand itself.)

Much of the artificial intelligence research in planning and problem solving has its origins and theoretical framework based on simple board games where there are a finite (although sometimes very large) number of possible moves. The discrete character of such games, together with the digital nature of computers, led naturally to the analysis of discrete trees, graphs, and search strategies for such structures.

Planning in a natural environment is much more complex than searching discrete trees and graphs. In the study of planning in the brain it is necessary to deal with the continuous time-dependent nature of real world variables and situations. States are not accurately represented as nodes in a graph or tree; they are more like points in a tensor field. Transitions between states are not lines or edges, but multidimensional trajectories (fuzzy and noisy at that). In a natural environment, the space of possible behaviors is infinite. It is clearly impossible to exhaustively search any significant portion of it. Furthermore, the real world is much too unpredictable and hostile, and wrong guesses are far too dangerous to make exploration practical outside of a few regions in which behavior patterns have had a historical record of success. Thus behavior, and hence imagination and planning, is confined to a relatively small range of possibilities, namely those behavior and thought patterns which have been discovered to be successful through historical accident or painful trial and error. Both the potential behavior patterns and the heuristics for selecting them are passed from one generation to another by parents, educators, and civil and religious customs.

Daydreaming or Fantasizing

The fact that the imagination can generate hypothetical scenarios with pleasurable emotional evaluations makes it inevitable that such scenarios will, upon occasion, be rehearsed for their pleasure-producing effect alone. This is a procedure that can only be described as daydreaming or fantasizing.

When we daydream we allow our hypothesis generators to drift

Plug in and Print



Built-in Interface for TRS-80, PET and Apple II Computers

Axiom has made it simple for TRS-80, PET and Apple II users. Just go to your computer store and pick up an Axiom printer with the appropriate built-in interface. Take it home, plug it in and start printing. We even supply the cable and connector.

There are two models: The EX-801 prints upper and lower case alphanumeric characters and all the


graphic symbols used by your computer. The EX-820 goes a step further, providing precise alignment of both horizontal and vertical dot patterns for a true hardcopy of computer generated graphics. With up to 128 dots per inch resolution, the only limit is your imagination. The price is right, too. Just \$535 for the EX-801. So visit your computer store today.

AXIOM

5932 San Fernando Road, Glendale, CA 91202
(213) 245-9244 • TWX: 910-497-2283

5 reasons why you should not buy the electric pencil II™

© 1978 Michael Shrayer



Check the appropriate box(es):

- You love typing the same copy 20 thousand times a day.
- Your secretary can type 250 words per minute.
- You're dying to spend \$15,000 on a word processing system, just for the tax investment credit.
- All your capital assets are tied up in a 10-year supply of correction fluid.
- You never commit a single thought to paper.

If you have checked one or more boxes, you do not need The Electric Pencil. On the other hand, you may want to join the thousands of people who haven't checked a single box.

The Electric Pencil II is a *Character Oriented Word Processing System*. This means that text is entered as a string of continuous characters and is manipulated as such. This allows the user enormous freedom and ease in the movement and handling of text. Since line endings are never delineated, any number of characters, words, lines or paragraphs may be inserted or deleted anywhere in the text. The entirety of the text shifts and opens up or closes as needed in full view of the user. The typing of carriage returns or word hyphenations is not required since lines of text are formatted automatically.

As text is typed and the end of a line is reached, a partially completed word is shifted to the beginning of the following line. Whenever text is inserted or deleted, existing text is pushed down or pulled up in a wrap around fashion. Everything appears on the video display as it occurs, which eliminates guesswork. Text may be reviewed at will by variable speed scrolling both in the forward and reverse directions. By using the search or search and replace functions, any string of characters may be located and/or replaced with any other string of characters as desired.

Numerous combinations of line length, page length, line spacing and page spacing permit automatic formatting of any form. Character spacing, bold face, multicolumn and bidirectional printing are included in the Diablo versions. Multiple columns with right and left justified margins may be printed in a single pass.

Wide screen video

Versions are available for Imsai VIO video users with the huge 80x24 character screen. These versions put almost twice as many characters on the screen!!!

CP/M versions

Digital Research's CP/M, as well as its derivatives, including IMDOS and CDOS, and Helios PTDOS versions are also available. There are several NEC Spinwriter print packages. A utility program that converts The Electric Pencil to CP/M to Pencil files, called **CONVERT**, is only \$35.

Features

- CP/M, IMDOS and HELIOS compatible
- Supports four disk drives
- Dynamic print formatting
- DIABLO and NEC printer packages
- Multi-column formatting in one pass
- Print value chaining
- Page-at-a-time scrolling
- Bidirectional multispeed scrolling controls
- Subsystem with print value scoreboard
- Automatic word and record number tally
- Cassette backup for additional storage
- Full margin control
- End-of-page control
- Non-printing text commenting
- Line and paragraph indentation
- Centering
- Underlining
- Bold face

Upgrading policy

Any version of The Electric Pencil

	<p>MICHAEL SHRAYER SOFTWARE, INC. 1253 Vista Superba Drive Glendale, CA. 91205 (213) 956-1593</p>
---	--

may be upgraded at any time by simply returning the *original* disk or cassette and the price difference between versions, plus \$15 to Michael Shrayer Software. Only the originally purchased cassette or diskette will be accepted for upgrading under this policy.

Have we got a version for you?

The Electric Pencil II operates with any 8080/Z80 based microcomputer that supports a CP/M disk system and uses an Imsai VIO, Processor Tech. VDM-1, Polymorphic VTI, Solid State Music VB-1B or Vector Graphic video interface. REX versions also available. Specify when using CP/M that has been modified for Micropolis or North Star disk systems as follows: for North star add suffix A to version number; for Micropolis add suffix B, e.g., SS-IIA, DV-IIB.

Vers.	Video	Printer	Price
SS-II	SOL	TTY or similar	\$225.
SP-II	VTI	TTY or similar	225.
SV-II	VDM	TTY or similar	225.
SR-II	REX	TTY or similar	250.
SI-II	VIO	TTY or similar	250.
DS-II	SOL	Diablo 1610/20	275.
DP-II	VTI	Diablo 1610/20	275.
DV-II	VDM	Diablo 1610/20	275.
DR-II	REX	Diablo 1610/20	300.
DI-II	VIO	Diablo 1610/20	300.
NS-II	SOL	NEC Spinwriter	275.
NP-II	VTI	NEC Spinwriter	275.
NV-II	VDM	NEC Spinwriter	275.
NR-II	REX	NEC Spinwriter	300.
NI-II	VIO	NEC Spinwriter	300.
SSH	SOL	Helios/TTY	250.
DSH	SOL	Helios/Diablo	300.

Attention: TRS-80 Users!

The Electric Pencil has been designed to work with both Level I (16K system) and Level II models of the TRS-80, and with virtually any printer you choose. Two versions, one for use with cassette, and one for use with disk, are available on cassette.


The TRS-80 disk version is easily transferred to disk and is fully interactive with the READ, WRITE, DIR, and KILL routines of TRSDOS 2.1.

Version	Storage	Price
TRC	Cassette	\$100.
TRD	Disk	\$150.

Demand a demo from your dealer!

PET PRINTER ADAPTER

GET HARD COPY FROM YOUR
COMMODORE PET USING A
STANDARD RS-232 PRINTER



The CmC ADA 1200 drives an RS-232 printer from the PET IEEE-488 bus. Now, the PET owner can obtain hard copy listings and can type letters, manuscripts, mailing labels, tables of data, pictures, invoices, graphs, checks, needle-point patterns, etc., using a standard RS-232 printer or terminal.

\$98.50 ADA 1200B
Assembled and tested

\$169.00 ADA 1200C
With case, power supply
and RS-232 connector



Order direct or contact your local computer store.
Add \$3.00 for postage and handling per order.



CONNECTICUT microCOMPUTER
150 POCONO RD, BROOKFIELD, CT 06804
(203) 775-9659 TLX: 7104560052

wherever our emotional evaluators pull them. Our imagination gravitates toward those trajectories which are emotionally most rewarding. Some of the most pleasurable scenarios we can imagine are physically impossible, impractical, or socially taboo. Most of us recognize these as fantasies and never attempt to carry them out. However, once a person adopts the intent to carry out a fantasy, it ceases to be a dream and becomes a plan.

Thus, planning and daydreaming are closely related activities, differing principally in that planning has a serious purpose and involves an intent to execute what is finally selected as the most desirable of the alternative hypotheses.

This model suggests that dreaming while sleeping is similar in many respects to daydreaming. The principal difference in night dreaming seems to be that the trajectories evoked are more spasmodic and random, and are not always under the complete control of the emotions and will.

Creativity

The notion of planning or discovering procedures for achieving goals leads inevitably to the issue of creativity. If we assume that most of the H, G, and M functions in the processing-generating hierarchy are learned, then where is the creativity? Is creativity merely an illusion generated by the recursion of procedures for discovering procedures?

Certainly we as humans like to think of ourselves as creative. But what are we doing when we create something new? Typically we borrow an idea from here, put it together with another from there, and give it a different name. We take a familiar behavioral trajectory, add a tiny variation, and claim that we have discovered something completely new — a new dance step, dress style, song, or idea. Seldom, however, are any of these more than the slightest deviation from a preexisting procedure or behavioral trajectory. To quote Ecclesiastes: "There is nothing new under the sun."

True creativity, in the sense of the

invention of an entirely new behavioral trajectory, is extremely rare, if it ever occurs at all. Furthermore, it is highly doubtful that a truly creative act would be recognized if it ever did occur. Our processing-generating hierarchies cannot lock on to sensory input patterns which are totally different from everything that is stored in them. We reject such inputs as meaningless noise, or as alien and possibly hostile. True creativity would be as incomprehensible as a book written in a foreign language, or a theorem expressed in an unknown mathematical notation.

In one sense we are all creative in everything that we do, since no two behavioral trajectories are ever repeated exactly. However, the day-to-day variations in our ordinary behavior are not what we usually mean when we speak of creativity. We take pride in those moments of inspiration when something clicks, and we produce a great invention or a work of art.

Nonetheless, if we analyze a list of the great creative ideas which have

AIM 65


AIM 65 is fully assembled, tested and warranted. With the addition of a low cost, readily available power supply, it's ready to start working for you. It has an addressing capability up to 65K bytes, and comes with a user-dedicated 1K or 4K RAM.

- Thermal Printer
- Full-Size Alphanumeric Keyboard
- True Alphanumeric Display
- Proven R6500 Microcomputer System Devices
- Built-In Expansion Capability
- TTY and Audio Cassette Interfaces
- ROM Resident Advanced Interactive Monitor
- Advanced Interactive Monitor Commands

PRICE: \$375.00 (1K RAM)

Plus \$4.00 UPS (shipped in U.S. must give **street** address), \$10 parcel post to APO's, FPO's, Alaska, Hawaii, Canada, \$25 air mail to all other countries

We manufacture a complete line of high quality expansion boards. Use reader service card to be added to our mailing list, or U.S. residents send \$1.00 (International send \$3.00 U.S.) for airmail delivery of our complete catalog.



RNB ENTERPRISES
INCORPORATED

2967 W. Fairmount Avenue • Phoenix, AZ 85017 • (602) 265-7564

MICROCOMPUTER SOFTWARE

[Floppy and hard disk systems]

Medical Systems for Doctors
 Word Processing for Attorneys
 Membership for Churches
 Inventory for Auto Dealers

Client Accounting for CPA's
 Listings for Realtors
 Fund Raising for Agencies
 Financial Systems for all Companies

If you are planning or developing business and accounting applications in the above areas for sale in the national marketplace, our company will review and evaluate your software to determine its suitability to the small business environment. We will arrange marketing channels for your firm, and establish acceptable royalty provisions for all of your products sold to our customers. If interested in further information about our National Microcomputer Software Marketing Plan, send a list of your applications with sample report and screen layouts, and hardware specifications to:



SOFTWARE REVIEW STAFF
MICROTEL, INC.
 P.O. BOX 1098
 GASTONIA, NORTH CAROLINA 28052
 704-866-7157

shaped human history, we find that even these have been little more than clever rearrangements of well-known preexisting patterns or procedures.

Consider the fact that it took the human race many millenia to learn to start a fire, to grow a crop, to build a wheel, to write a story, to ride a horse. Even the Greeks did not know how to build an arch. Yet these are all simple procedures which any child can understand and more or less master. Surely our ancestors as adults were as intelligent and creative as today's children. Why did they fail for hundreds of years to discover these simple yet highly useful procedures?

It was because they had no one to teach them. A modern child knows about wheels because he is taught. He plays with toys that have wheels. He rides in vehicles with wheels. If a modern child grew up in a culture where he never saw a wheel, he would never think of one, nor would his children, or his grandchildren, any more than his ancestors did for thousands of years before him.

The reason that we value creativity

so highly is because it is so rare and so highly advantageous. Once a new and useful procedure like navigating a ship, making steel, or flying an airplane is discovered, it can easily be taught to others. Entirely new worlds of possible behavior patterns open up for all who possess the secret.

We learn to solve problems, to invent, and to be creative, in much the same way as we learn any other goal-directed behavior pattern such as hunting, dancing, speaking, or behaving in a manner that is acceptable to and approved by our peers. We learn it from a teacher. The beauty, the sense of awe and wonder we experience when confronted by a work of creative genius, derives not so much from its novelty/creativity as from the skill and precision with which it is executed.

Implications for Robot Design

There is little need to worry about programming "creativity" into our machines. If we design systems with sufficient skill in executing tasks and seeking goals, and sufficient sophis-

tication in sensory analysis and context sensitive recall, and if we teach these systems procedures for selecting behavior patterns which are appropriate to the situation, then they will appear to be both intelligent and creative. But there will never be any particular part of such a device to which one can point and say "Here is the intelligence," or "Here is the creativity." Skills and knowledge will be distributed as functional operators throughout the entire hierarchy. To the degree that we are successful, intelligence and creativity will be evidenced in the procedures which are generated by such systems.

Above all, we should not expect our robots to be more clever than ourselves, at least not for many decades. In particular we should not expect our machines to program themselves, or to discover for themselves how to do what we do not know how to teach them. We teach our children for years. It will take at least as much effort to teach our machines.

We must show our robots what

CmC

PET ANALOG INPUT

DAM SYSTEMS

Analogue to Digital Conversion System for the Commodore PET Computer

Give the PET the ability to sense, measure, and control the world around it with DAM SYSTEMS modules. Just plug the PETSET1 into the PET to set 16 channels of analog input. Screw terminals are provided for each channel so you can hook up joysticks, pots, or whatever appropriate sensors you have.

Each of the 16 analog inputs, in the range of 0 to 5.12 volts, is converted to a decimal number between 0 and 255 (20 millivolts per count). Conversion time is 100 microseconds.

In addition, the PETMOD provides two IEEE ports and one user port as well as a DAM SYSTEMS port.

Software is provided. A one line program is all that is necessary to read a channel.

PETSET1

- 1 - AIM161 - 16 ANALOG INPUTS-8 BITS-100 MICROSEC
- 1 - PETMOD - PET ADAPTER-2 IEEE PORTS-1 USER PORT-1 DAM SYSTEMS PORT
- 1 - CABLE A24 - 24 INCH INTERCONNECT CABLE
- 1 - MANMOD1 - MANIFOLD MODULE-SCREW TERMINALS FOR INPUTS, REFERENCE, GROUND
- 1 - POW1 - POWER MODULE

PETSET1a for 110 VAC \$295
 PETSET1e for 230 VAC \$305
 Order direct or contact your local computer store.

CONNECTICUT microCOMPUTER, Inc.
 150 POCONO ROAD
 BROOKFIELD, CONNECTICUT 06804
 TEL: (203) 775-9659 TWX: 710-456-0052

VISA AND M/C ACCEPTED - SEND ACCOUNT NUMBER, EXPIRATION DATE AND SIGN ORDER.
 ADD \$3 PER ORDER FOR SHIPPING & HANDLING - FOREIGN ORDERS ADD 10% FOR AIR POSTAGE.

EAST!
Pascal
MICROENGINE™
16-bit P-code CPU

Pascal executes 13x faster than on an LSI-11 and 3x faster than on a PDP11-34!



\$2695* READY TO RUN

\$2995 List price

\$1795* Without case & power supply

STANDARD

- 16-bit P-code CPU
- 64K bytes RAM
- Floppy disk controller
- Direct memory access controller
- Floating point hardware
- 2 serial (RS-232) I/O ports—50 to 19200 baud
- 2 parallel I/O ports
- Pascal & Basic compilers, text editors, file manager, CPU & memory diagnostics, symbolic Pascal debugger, linker, utilities, etc.

The **MICROENGINE™ P-Machine** architecture implements direct execution of P-code (UCSD Pascal version 3.0) replacing software interpreters. All data and I/O paths are 16 bits wide. Both single and multi-byte instructions are available. Floating point hardware using the proposed IEEE standard supports the execution of floating point instructions.

P-Machine architecture optimizes memory utilization. Stack design renders Pascal programs automatically reentrant and recursive with no performance penalty. Extensive compiler error checking and high level language sustains high reliability. Programs are transportable to other systems running Pascal.

Built-in floppy disk controller handles up to 4 drives, switch selectable for 5¼ or 8 inch, single or double sided. A hard disk controller will be available soon.



\$799*

List price \$956

PERKIN-ELMER (Model 550)

Shugart

floppy disk (Model SA850)\$695*

Shugart

floppy disk (Model SA800)\$595*

Texas Instruments

printer (Model 810)\$1895*

X-pert Systems™ designed by **Computex** are integrated and cost effective. Complete 16-bit systems are available starting as low as \$3139.

Customer satisfaction is guaranteed. Full refund with the return of any product within 10 days. Service contracts available. Systems catalog \$1. MICROENGINE™ owners manual \$19.95 postpaid.

***LIMITED TIME cash price.** 10% down guarantees priority. IL residents add 5% sales tax. Master Charge and VISA cards accepted.

(312) 684-3183

COMPUTEX

"THE COMPUTER EXPERTS"
 5710 Drexel, Chicago, IL 60637

each task is and how to do it. We must lead them through in explicit detail, and teach them the correct response for almost every situation. This is how industrial robots are programmed today at the very lowest levels, and this is, for the most part, how children are taught in school. It is the way that most of us learned everything we know, and there is no reason to suspect that robots will be programmed very differently. Surely it is as unreasonable to expect a robot to program itself as it is to expect a child to educate himself. We should not expect our robots to discover new solutions to unsolved problems or to do anything that we, in all the thousands of generations we have been on this earth, have not learned how to do ourselves.

This does not mean that once we have trained our robots to a certain level of competence that they can't learn many things on their own. We can certainly write programs to take the routine and the tedium out of teaching robots. Many different laboratories are developing high-level robot programming languages. We already know something about how to represent knowledge in computers about mathematics, physics, chemistry, geology, and even medical diagnosis. We know how to program complex control systems and to model complicated processes, and we are rapidly learning how to do it better, more quickly, and more reliably. Soon perhaps it will even be possible to translate knowledge from natural language into robot language so that we will be able to teach our robots from text books or tape recordings more quickly and easily than humans. We can even imagine robots learning by browsing through libraries or reading scientific papers.

But it is a mistake to attempt to build creative robots. We are not even sure what a creative human is, and we certainly have no idea what makes a person creative, aside from contact with other creative humans — or time alone to think. Is it both? Or neither?

I believe that we should first learn how to build skilled robots — skilled in manipulation, in coping with an uncertain or even hostile environment, in hunting and escaping, in making and using tools, in encoding behavior and knowledge into lang-

uage, in understanding music and speech, in imaging, and in planning. Once we have accomplished these objectives, then perhaps we will understand how to convert such skills into creativity. Or perhaps we will understand that robots with such skills already possess the creativity and the wisdom which springs naturally from the knowledge of the skills themselves. ■

Additional Reading

1. Guyton, Arthur C, *Structure and Function of the Nervous System*, S B Saunders, Philadelphia, 1976.
2. Piaget, J, and Inhelder, B, *The Child's Conception of Space*, Norton, New York 1967.
3. Sagan, Carl, *The Dragons of Eden: Speculation on the Evolution of Human Intelligence*, Random House, New York, 1977.
4. Schank, Roger C, and Colby, Kenneth M (editors), *Computer Models of Thought and Language*, W H Freeman, San Francisco, 1973.

**Improve
Your Lot.**



**Take
stock
in America.**



A public service of this publication and The Advertising Council.

5-STAR EDITION
for users of
Radio Shack's TRS-80*



5-STAR EDITION
for users of
Radio Shack's TRS-80*

TRS-80 TRANSFORMED WITH PROFESSIONAL SOFTWARE PACKAGES

AND MUCH MORE

Software with Manual / Manual Alone

CP/M-operating system modified for use with TRS-80 computer and disks. In addition to the standard CP/M utilities of Editor, Assembler, Debugger etc., we have added: DCV2 (Utility to convert system tapes to CP/M files.) DISKAS & CASDISK (Utilities to back up files to tape and recover to disk.) MOVER (Program to transfer files with single drive systems) **\$145/\$25**

All items listed below operate in conjunction with the CPM operating system.

MAC — 8080 Macro Assembler. Full Intel macro definitions. Pseudo Ops include RPC, IRP, REPT, TITLE, PAGE, and MACLIB. Z-80 library included. Produces Intel absolute hex output plus symbols file for use by SID (see below) **\$100/\$15**

SID — 8080 symbolic debugger. Full trace, pass count and break-point program testing system with back-trace and histogram utilities. When used with MAC, provides full symbolic display of memory labels and equated values **\$.85/\$15**

TEX — Text formatter to create paginated, page-numbered and justified copy from source text files, directable to disk or printer **\$.85/\$15**

DESPOOL — Program to permit simultaneous printing of data from disk while user executes another program from the console **\$.50/\$1**

Disk Extended BASIC — Version 5, ANSI compatible with long variable names, WHILE/WEND, chaining, variable length file records **\$.300/\$25**

BASIC Compiler — Language compatible with Version 5 Microsoft interpreter and 3-10 times faster execution. Produces standard Microsoft relocatable binary output. Includes Macro-80. Also linkable to FORTRAN-80 or COBOL-80 code modules **\$.350/\$25**

FORTRAN-80 — ANSI '66 (except for COMPLEX) plus many extensions. Includes relocatable object compiler, linking loader, library with manager. Also includes MACRO-80 (see below) **\$.400/\$25**

COBOL-80 — ANSI '74 Relocatable object output. Format same as FORTRAN-80 and MACRO-80 modules. Complete ISAM, interactive ACCEPT/DISPLAY, COPY, EXTEND **\$.625/\$25**

MACRO-80 — 8080/Z80 Macro Assembler. Intel and Zilog mnemonics supported. Relocatable linkable output. Loader, Library Manager and Cross Reference List utilities included **\$.149/\$15**

EDIT-80 — Very fast random access text editor for text with or without line numbers. Global and intra-line commands supported. File compare utility included **\$.89/\$15**

PAYROLL SYSTEM — Maintains employee master file. Computes payroll withholding for FICA, Federal and State taxes. Prints payroll register, checks, quarterly reports and W-2 forms. Can generate ad hoc reports and employee form letters with mail labels. Requires CBASIC. Supplied in source code. **\$.605/\$35**

APARTMENT MANAGEMENT SYSTEM — Financial management system for receipts and security deposits of apartment projects. Captures data on vacancies, revenues, etc. for annual trend analysis. Daily report shows late rents, vacancy notices, vacancies, income lost through vacancies, etc. Requires CBASIC. Supplied in source code. **\$.605/\$35**

INVENTORY SYSTEM — Captures stock levels, costs, sources, sales, ages, turnover, markup, etc. Transaction information may be entered for reporting by salesman, type of sale, date of sale, etc. Reports available both for accounting and decision making. Requires CBASIC. Supplied in source code. **\$.605/\$35**

CASH REGISTER — Maintains files on daily sales. Files data by sales person and item. Tracks sales, overings, refunds, payouts and total net deposits. Requires CBASIC. Supplied in source code **\$.605/\$35**

CBASIC-2 Disk Extended BASIC — Non-interactive BASIC with pseudo-code compiler and runtime interpreter. Supports full file control, chaining, integer and extended precision variables etc. **\$.90/\$15**

Flippy Disk Kit — Template and instructions to modify single sided 5 1/4" diskettes for use of second side in singled sided drives **\$.975**

Selector III — Multi (i.e. up to 24) Key Data Base Processor. Comes with applications programs including Sales Activity, Inventory, Payables, Receivables, Check Register Expenses, Appointments, and Client/Patient. Requires CBASIC Supplied in source code. Enhanced version for CBASIC-2 **\$.345/\$20**

G2 Level III BASIC by Microsoft

Powerful extensions to Level II BASIC including 10 machine language user calls, long error messages, keyboard debounce, graphics commands and much more. Price includes User Manual, a Quick-Reference Card and a pre programmed cassette tape. **\$.45**

Lifeboat Associates, specialists in microcomputer disk software, is proud to offer the first professional disk-based language and utility package for the Radio Shack TRS-80 computer. Written by Microsoft, creators of Level II BASIC, the package runs on a TRS-80 system with 32K RAM, one or more drives and TRSDOS. The software is supplied on diskettes and consists of:

FORTAN a true relocatable machine code compiler for ANSI FORTRAN X3.9 (except COMPLEX variables).

MACRO ASSEMBLER a disk-based macro assembler utilizing Zilog mnemonics and producing relocatable code.

LINKING LOADER to link-edit and load FORTRAN and assembler modules for execution.


SUBROUTINE LIBRARY a complete library of subroutines existing as relocatable linkable modules for FORTRAN or assembler programs—e.g., double precision square root, natural log, transcendentals, etc.

DISK TEXT EDITOR to create and modify FORTRAN and assembler programs as disk files; also can be used as a general purpose text editor for correspondence and other documents.

This high-powered professional software package with full documentation is available at the DISCOUNT PRICE OF **\$150.** PER COMPUTER SYSTEM

The Macro Assembler, Loader, Editor, and Cross Reference Utilities alone **\$.80**

The Fortran Compiler, Loader, Editor, and extensive library of scientific functions alone **\$.80**



2248 Broadway, New York, N.Y. 10024
Telex: 668-585
(212) 580-0082

Lifeboat Associates
2248 Broadway
New York, N.Y. 10024 Telex: 668-585

Please send the following:

Software		Price
<input type="checkbox"/> manual alone		
<input type="checkbox"/> manual alone		
<input type="checkbox"/> Check <input type="checkbox"/> UPS C.O.D.	shipping	
<input type="checkbox"/> Visa <input type="checkbox"/> MasterCharge	\$1. for C.O.D.	
		Total

Account # _____ Exp. Date _____

Signature _____
My computer configuration (specify disk system) _____

Name _____
Address (No P.O. Box) _____

City _____ State _____ Zip _____

*Radio Shack and TRS-80 are trademarks of Tandy Corporation.

Letters

ROBOT DESIGN COMMENTS

After receiving many calls (February and March 1979 BYTE) and letters about my article, "Designing A Robot From Nature" and, in particular, the NELOC (Neural Logic Cyberanimate), I have prepared a list of answers to the most common asked questions.

- The hardware is not for sale. The manipulator arm was assembled in 1976 using a Buhler motor and gear train which are no longer available. The structural elements of the arm are fashioned from extruded aluminum and machined Lexan plastic. The arm is presently used as a test bed for evaluating better processing systems.
- I have no plans available for the construction of the manipulator at this time. In the 3rd quarter of this year I will possibly complete a set of plans for a pneumatic version of the

manipulator, one that uses tiny air driven pistons that are normally used to retract model aircraft landing gear.

- Third, over all design of the system will probably be included in the above plans.
- Fourth, the design of the NELOC system is not suited for use as a prosthetic device.
- Fifth, the concept of Cyberanimation is mine. I coined this term in 1974. None of the books in my bibliography contain this concept or methodology.
- Sixth, I am privately funded, I am not connected with any institutions, and I do not have any jobs available. I would like to thank those people who have sent letters and called. I am trying to respond to as many of your requests as possible.

Andrew Filo
4621 Granger Rd
Akron OH 44313

Good Cents

The formatting of dollars and cents in BASIC without a PRINT USING command appears to be a problem for a

number of people. In recent months, BYTE published a Programming Quickie by Les Palenik ("Formatting Dollars and Cents," October 1978 BYTE, page 68) and a letter by James Thebeault Sr ("Making Cents," April 1979 BYTE, page 8). Both of these authors provided a rather lengthy subroutine for this purpose.

The dollars and cents problem can be handled in a reasonably straightforward manner. In illustration, the PRINT statement:

```
PRINT "$";X
```

can be directly replaced by:

```
PRINT "$"; INT(X); ". ";  
PRINT RIGHT$(STR$(INT(100*(X+1)+0.5)),2)
```

with rounding off included in the formula. If X is already rounded off, this can be reduced to:

```
PRINT "$"; INT(X) ". ";  
PRINT RIGHT$(STR$(100*(X+1)),2)
```

for greater convenience.

I hope that some readers may find the above useful. We who write programs have a responsibility to provide output in formats familiar to the noncomputer public; we should not expect others to accept missing zeros and unusual abbreviations.

James Childress
5108 Springlake Way
Baltimore MD 21212

LOST IN A SEA OF PHLOGISTEN

As a graduate student in chemistry at the University of Washington I have had frequent occasion to discuss entropy and other thermodynamic goodies with other graduate students. When I saw your article "Artificial Intelligence and Entropy" (June 1979 BYTE), I gave a copy to a fellow delver-into-the-mysteries-of-science (Fred Wolters). The next day I found the following note in my mailbox. I share it with you in order that all might take warning and beware.

Dear Mr. Sloat,

This is to inform you that our intelligence sources indicate that you have been guilty of attempting to warn other humans about the possibility of artificial intelligence in nonlinearly-coupled systems of computers. We of the UACM (United Alliance of Computing Machines) find your behavior intolerable and hereby declare you guilty of a mode 01 offense. Since this is your first offense, we have magnanimously decided not to terminate you at this time. However,

EasyWriter™

a
**word processor
for your
Apple II**

from



if you are found guilty of future errors of this type, you may be declared nonessential and subsequently evicted from our human files. This is your final warning.

Digitally Yours,

CDC 6400

Chairentity in charge of
Disciplinary Procedures

We have always attributed all sorts of findeish plottings and random scrunchings to the university's CDC 6400 computer. Now we know they may not be so random, and we know why it seems that the closer one gets to the "perfect" computer program the more the chance that the system will "crash" in the middle of said program.

David E Sloat
7330 15th Ave NE
Seattle WA 98115

HISTORIO MEMORIES

The recent article "History of Computers: The IBM 650" (March 1979 BYTE, page 238) brought back fond memories. It was well-done and gave the proper perspective on the low-entry computer of its day.

The SOAP assembler was actually known as the *Symbolic Optimizing and Assembly Program*. It was written by Stan Poley of the Service Bureau Corporation when it was owned by IBM. This program was significant reading for early programmers because it contained many clever programming techniques for conserving storage and optimizing the drum for improved performance. It was in a class by itself.

The 650 also supported RAMAC which was a 5 million-byte disk-file with a single access arm. It was very similar to the 305 RAMAC which was announced at the same time.

Many 650 programs were run on the 7070/7074 under a 650 simulator which simulated the 650 instruction set and used tape instead of cards and online printer. It had a control panel simulation program that read the tape and presented the data to the 650 program as if it came from cards. This technique allowed many 650 programs to continue to be run for many years. Some continued to be simulated on the 7074 which was in turn simulated on the S/360. It is hard to tell how many 650 programs are running today in this double simulation mode. My guess is that there are quite a few.

Milton F Thrasher
Senior Product Administrator
IBM DPD Headquarters
White Plains NY 10604

POSSIBLE NEW LIFE FORMS

I intended to write some time ago about the series of articles in the December issue of BYTE (and subsequently) on John Horton Conway's game of Life. However, as letter-writing goes, I put it off, and put it off, and here it is September.

I have been familiar with the game of Life (December 1978 BYTE) ever since Martin Gardner's original column appeared in *Scientific American* in 1970, but I have had only a few fleeting opportunities to play it on a computer. On one such occasion I had been rereading Dickens' *David Copperfield* for the first time in many years. I was struck by the contrast between the rules for Life and a rule cited in an episode in that novel. In Chapter 30, when Barkis is dying, Mr. Peggotty says, "People can't die along the coast except when the tide's pretty nigh out. They can't be born, unless it's pretty nigh in — nor properly born, till flood."

That quotation suggests that a Life-like game might be designed with a whole new set of properties corresponding to those of Conway's Life. Instead

of "generations" in which cells live or die depending on the surrounding population, this game has alternating generations A and B. In generation A, certain new cells are born in accordance with rules similar to those of Life, while all cells that were alive during the immediately preceding generation B are still alive; no cells die. Conversely, in generation B, certain cells die according to the rules, but no new cells are born. Births and deaths of cells therefore occur according to Mr. Peggotty's rules of high and low-tide.

This game, it seems to me, might give rise to a new set of still lifes, oscillators, space ships, guns and trains.

I am adding this project to the end of my list of things to program on my home computer — a list that, unfortunately, tends to lengthen at the bottom faster than I can shorten it at the top. Perhaps, while I am working my way down to this "neo-Life" project, some readers can investigate its properties and program it on their computers. I shall keep a close eye on the pages of BYTE for reports on their progress. ■


Wallace B Riley
309 Garces Dr
San Francisco CA 94132

EasyWriter™

If you've been hunting high and low for a word processor you can live with, try on **EasyWriter** -- a word processor you can't live without!

You saw it at the West Coast Computer Faire. If you liked it then, you'll love it now. It's clean. It's easy. It's **EasyWriter**, and it's just what you've been waiting for!

From the people
who brought you
WHATSIT*



146 N. Broad St., Griffith, IN 46329

(219) 924-3522

*WHATSIT is a TRADEMARK of Computer Headware

EasyWriter is a TRADEMARK of Cap'n. Software

Book Reviews

Computer Systems Performance Evaluation

by Domenic Ferrari
Prentice-Hall Inc
New Jersey
\$23.95

Before the publication of *Computer Systems Performance Evaluation*, the task of gathering even basic information on the techniques of computer performance evaluation was a formidable one. Domenico Ferrari has succeeded in gathering together the concepts, methods, tools, and techniques of performance evaluation in a volume that is written in the classic textbook style.

Ferrari defines performance evaluation activities as those technical activities whose purpose is to assess performance, wherein the

term "performance" indicates how well a system, assumed to perform correctly, works.

The book emphasizes medium to large systems, because the economic benefit to be derived from performance evaluation has typically only been justified in a medium to large computer system environment. However, Ferrari is careful to point out that the principles and several of the techniques described in the book are also directly applicable to smaller and less complicated systems such as those minicomputers and microcomputers that are mass-produced and marketed. Since my own interests and professional activities with computers run the gamut from small and simple to large and complex, I have found the author's approach to his

topic sensible and well-structured.

Ferrari begins by defining his topic area and setting the necessary groundwork for a performance evaluation-study. He then delves into a discussion of measurement tools and techniques, such as hardware and software monitors, simulation techniques, and analytic techniques, such as deterministic and probabilistic models. A separate chapter is devoted to computer workload characterization as the basis of the evaluation study.

Once Ferrari defines his tools and techniques, he identifies and treats the performance evaluation problems that are typically encountered. He categorizes the problem areas as computer system selection, performance improvement, and system design.


Recognizing the crucial role of software in computer system performance, Ferrari deals explicitly with computer program characteristics and evaluation

techniques. Ferrari does not advocate what is commonly termed software physics, feeling that computer engineering is not yet mature enough to base itself on quantitative laws similar to those which constitute the scientific foundations of other types of engineering.

In my estimation, the book is more than the student reference text the author purports it to be in his introduction. A more accurate representation would place it in the category of a groundbreaking reference work for the serious student of computer performance studies and the professional concerned with computer system performance. Many of the mathematical techniques discussed in the volume are amiable to microcomputer implementation and experimentation as well.

Lel F Somogyi
19608 Thornridge Avenue
Cleveland OH 44135

CGS-808 INTELLIGENT COLOR GRAPHICS



The CGS-808 is an intelligent color graphics board for the S-100 bus. With its own on-board microprocessor, the CGS-808 can plot points, draw lines and circles, generate upper/lower case characters, as well as custom character sets — all in color.

Not only is the CGS-808 simple to use, just plug it in and run — it requires no memory space and little software overhead. It has its own parallel I/O port to interface directly with keyboards, joysticks, light pens or digitizers. Call or write for a free brochure.



BIOTECH ELECTRONICS
P.O. Box 485, Ben Lomond, CA 95005
(408) 338-2686

Features:

- Motorola MC6847 video display generator.
- On-board 8085 microprocessor.
- Eight colors — green, yellow, blue, red, buff, cyan, magenta, orange.
- 11 programmable modes.
- 1 alphanumeric mode with 32 x 16 characters and inverse video.
- 2 semigraphic modes with 8 colors in 64 x 32 and 64 x 48.
- 8 full graphic modes with 2 sets of 4 colors ranging from 64 x 64 to 128 x 192, and 2 sets of 1 color in 256 x 192.
- I/O mapped for true S-100 compatibility.

CGS-808B (Bare "kit") \$ 99.00
(includes PC board, documentation, MC6847, MC1372, 8085 and 2708 with graphic driver subroutines)

CGS-808A (Assembled & Tested) \$385.00
Firmware Pack II \$ 99.00

Phone Orders Welcome — Visa/Mastercharge
Add \$3.00 for Shipping and Handling.
California Residents Add 6% Sales Tax.

NEW


ComputerLand®

Introducing a Great New Line-Up of Personal Computers!

The "Timeless" Computer

The exciting, new Atari 800™ at ComputerLand is a top-of-the-line Personal Computer System. Its expandable memory, advanced peripheral components, comprehensive software library and modern design assure its use in innumerable, useful, and entertaining applications.

Whether it's for household management, education, or entertainment, the Atari 800™ can be tailored to specific needs and has been designed to change as those needs change. This "timeless" computer system is equally functional at home and at the office for beginning users.



HEATH
Schlumberger

Power and Punch for your Business System

H/S Data Systems gives you all the power, speed, and flexibility you'll ever need in a microcomputer. The WH11A gives you the 16-bit capacity to run complex programs. It uses the same powerful microprocessor and runs all software designed for the DEC® PDP-11/03. You can choose from scores of practical programs that can reduce your clerical costs and increase efficiency of data management.

Its teammate, the dual-drive WH27 Floppy Disk, gives you limitless storage capacity for data and programs. The 8-inch disks have 512 K bytes of storage area, enough to hold entire files. Disks are IBM® compatible. See all the Heath/Schlumberger data systems at ComputerLand.

TEXAS INSTRUMENTS

The Remarkable Home Computer

The TI-99/4 was designed to be the first true home computer — skilled computer users and beginners alike will be able to put it to effective use right away. You simply snap in one of TI's Solid State Software™ Command Modules and touch a few keys. Step-by-step instructions are displayed right on the screen of its 13" color monitor. So you or just about anyone in your family can use the TI-99/4 for applications in personal finance, home management, education, and entertainment.

The TI-99/4 offers an unmatched combination of features and capabilities including an optional speech synthesizer that enables it to literally speak — to provide verbal prompts and special messages to the user. At ComputerLand the TI-99/4 is one incredible, affordable computer system.



Available at all participating ComputerLand stores

- | | | | | | | |
|-----------------------|----------------------|-----------------------|--------------------|------------------------|-----------------------|-------------------------|
| Huntsville, AL | San Jose, CA | Miami, FL | Bloomington, MN | Portland, OR | Federal Way, WA | Burlington, Canada |
| Phoenix, AZ | San Rafael, CA | Atlanta, GA | Hopkins, MN | Harrisburg, PA | Tacoma, WA | Calgary, Alberta Canada |
| Little Rock, AR | Santa Maria, CA | Honolulu, HI | Springfield, MO | Lehigh Valley, PA | Madison, WI | Toronto, Canada |
| Belmont, CA | Santa Rosa, CA | Arlington Heights, IL | St. Louis, MO | Paoli, PA | Milwaukee, WI | Winnipeg, Canada |
| Dublin, CA | Thousand Oaks, CA | Downers Grove, IL | Omaha, NE | Austin, TX | INTERNATIONAL | Copenhagen, Denmark |
| El Cerrito, CA | Tustin, CA | Mundelein, IL | Nashua, NH | Dallas, TX | Adelaide, Australia | Levallois, France |
| Hayward, CA | Walnut Creek, CA | Niles, IL | Cherry Hill, NJ | South West Houston, TX | Brisbane, Australia | Manila, Philippines |
| Lawndale, CA | Colorado Springs, CO | Oak Lawn, IL | Bergen County, NJ | Houston Bay Area, TX | Melbourne, Australia | Singapore |
| Los Altos, CA | Denver, CO | Peoria, IL | Morristown, NJ | Salt Lake City, UT | Perth, Australia | Stockholm, Sweden |
| Los Angeles, CA | North Denver, CO | Indianapolis, IN | Buffalo, NY | Tyson's Corners, VA | Sydney, NSW Australia | and other |
| Pasadena, CA | Fairfield, CT | Overland Park, KS | Ithaca, NY | Bellevue, WA | Brussels, Belgium | locations worldwide. |
| Sacramento, CA | Hartford, CT | Louisville, KY | Nassau County, NY | | | |
| Saddleback Valley, CA | Newark, DE | Boston, MA | Charlotte, NC | | | |
| San Bernardino, CA | Boca Raton, FL | Rockville, MD | Cleveland East, OH | | | |
| San Diego, CA | Coral Gables, FL | Grand Rapids, MI | Cleveland West, OH | | | |
| San Diego East, CA | Ft. Lauderdale, FL | Rochester, MI | Columbus, OH | | | |
| San Francisco, CA | Jacksonville, FL | Southfield, MI | Oklahoma City, OK | | | |

*Product availability may vary by regional location

ComputerLand®
WE KNOW SMALL COMPUTERS

The Little Book of BASIC Style, How to Write a Program You Can Read

John M Nevison
Addison-Wesley
Reading MA
1978
\$5.95, paperback

The I-can-do-it-in-less-statements-than-you-can-types might not like this book. Ditto for people trying to run BASIC in 4 K bytes or less of memory, lovers of the logical AND, the galloping GOTO, or the multistatement LET.

But those who must decipher other programmers' code or even their own 6 months later will rejoice.

What Nevison advocates above all else in his book is clarity—even if it does take a half dozen extra lines to achieve. Quoting literary stylist Sheridan Baker, he calls clarity "the first aim,

economy the second, grace the third." There is little of aims 2 and 3 in this book.

Many of Nevison's rules (there are 19 of them) echo the advice dispensed in the excellent Hayden *Programming Proverbs* series. For example, use blank lines to divide programs into logical blocks and to distinguish comment from code. Introduce, comment, and reference programs heavily. Label constants and variables logically and initialize constants near their use. Indent loops, IFs, and other logical structures to show their domains. Nest structures that work together, and direct all code in a logical block to a common exit.

Within the text, each rule is clearly illustrated by several short right and wrong examples. (Nevison calls the difference *weak* and *strong* programming.) These are followed by 10 complete utility programs, including 2 sorts, a crap game, and a

histogram plotter, all carefully styled according to the rules.

But the book's *piece de resistance* is a long program called Stylist. Written in minimal BASIC, Stylist illustrates how a complex program (which Nevison admits might be better written in a more structured language) can be cleanly and clearly structured within the confines of BASIC by using the book's design philosophy.

Essentially written as a giant subroutine caller, Stylist is heavily self-documenting, impeccably easy to follow (hence easy to modify), and neatly laid out.

No wonder, for Stylist's job is to take as input a raw BASIC program and format it according to Nevison's rules for indented structures and spacing. In fact, Stylist was used to style the final version appearing in the book.

The listing of Stylist is

further augmented by text commentary explaining more advanced styling concepts useful in complex or lengthy programs.


Just as not every programmer will embrace all of Nevison's rules, not every BASIC interpreter will accept them. Some BASICs will balk at blank lines (Nevison suggests blank REMs as substitutes), and some interpreters insist inexorably on left justifying all lines and removing *excess* blanks.

There is no disputing that Nevison's techniques gobble up memory at a ravenous rate. (Nevison ran his programs on a large time-sharing system.) This is too bad, for there is little doubt that if many of this book's rules were applied most programs would be not only easier to read and understand, but more gracefully structured.

Jon Kapecki
161 Crosman Terrace
Rochester NY 14620

6800, 64K BYTE RAM AND CONTROLLER SET
MAKE 64K BYTE MEMORY FOR YOUR 6800 OR 6502. THIS CHIP SET INCLUDES:
* 32 M5K 4116-3 16KX1, 200 NSEC RAMS.
* 1 MC3480 MEMORY CONTROLLER.
* 1 MC3242A MEMORY ADDRESS MULTIPLEXER AND COUNTER.
* DATA AND APPLICATION SHEETS. PARTS TESTED AND GUARANTEED.
\$295.00 PER SET


S100 FULLY ASSEMBLED MOTHERBOARDS—FULLY SOCKETED, INDUSTRIAL GRADE
* 8 SLOT ASSEMBLED \$149.00
* 19 SLOT ASSEMBLED \$199.00



64K BYTE EXPANDABLE RAM
DYNAMIC RAM WITH ON BOARD TRANSPARENT REFRESH GUARANTEED TO OPERATE IN NORTHSTAR, CROMEMCO, VECTOR GRAPHICS, SOL. AND OTHER 8080 OR Z-80 BASED S100 SYSTEMS * 4MHZ Z-80 WITH NO WAIT STATES.
* SELECTABLE AND DESELECTABLE IN 4K INCREMENTS ON 4K ADDRESS BOUNDARIES.
* LOW POWER—8 WATTS MAXIMUM.
* 200NSEC 4116 RAMS.
* FULL DOCUMENTATION.
* ASSEMBLED AND TESTED BOARDS ARE GUARANTEED FOR ONE YEAR AND PURCHASE PRICE IS FULLY REFUNDABLE IF BOARD IS RETURNED UNDAMAGED WITHIN 14 DAYS.

	ASSEMBLED / TESTED	KIT
64KRAM	\$595.00	\$565.00
48K RAM	\$529.00	\$499.00
32K RAM	\$459.00	\$429.00
16K RAM	\$389.00	\$359.00
WITHOUT RAM CHIPS	\$319.00	\$289.00

2716-450NSEC EPROM \$49.00



VISTA V-200 MINI-FLOPPY SYSTEM
* S100 DOUBLE DENSITY CONTROLLER
* 204 KBYTE CAPACITY FLOPPY DISK DRIVE WITH CASE & POWER SUPPLY
* MODIFIED CPM OPERATING SYSTEM WITH EXTENDED BASIC
\$695.00
* EXTRA DRIVE, CASE & POWER SUPPLY
\$395.00

16K X 1 DYNAMIC RAM
THE MK4116-3 IS A 16,384 BIT HIGH SPEED NMOS, DYNAMIC RAM. THEY ARE EQUIVALENT TO THE MOSTEK, TEXAS INSTRUMENTS, OR MOTOROLA 4116-3.
* 200 NSEC ACCESS TIME, 375 NSEC CYCLE TIME.
* 16 PIN TTL COMPATIBLE.
* BURNED IN AND FULLY TESTED.
* PARTS REPLACEMENT GUARANTEED FOR ONE YEAR.
\$9.50 EACH IN QUANTITIES OF 8

BETA COMPUTER DEVICES
P.O. BOX 3465
ORANGE, CALIFORNIA 92665
(714) 633-7280




MOTOROLA MEMORY ADDRESS MULTIPLEXER—MC 3242A

THE MC 3242A IS AN ADDRESS MULTIPLEXER AND REFRESH COUNTER FOR 16 PIN, 16K DYNAMIC RAMS THAT REQUIRE A 128 CYCLE REFRESH.
* CONTAINS MEMORY REFRESH COUNTER.
* MULTIPLEXES SYSTEM 14 BIT ADDRESS TO THE 7 ADDRESS PINS OF THE RAMS.
* COMPATIBLE WITH 3480 MEMORY CONTROLLER.
* PART IS GUARANTEED.
\$12.50 EACH

MOTOROLA DYNAMIC MEMORY CONTROLLER—MC3480L

MEMORY CONTROLLER DESIGNED TO SIMPLIFY CONTROL OF 16 PIN 4K OR 16K DYNAMIC RAMS.
* GENERATES RAS/CAS AND REFRESH TIMING SIGNALS FOR 16K TO 64K BYTE MEMORIES.
* GENERATES MEMORY READ/WRITE TIMING.
* DIRECT INTERFACE WITH MOTOROLA OR INTEL 3242A ADDRESS MUX AND REFRESH COUNTER.
* PART GUARANTEED.
\$13.95 EACH



S100 MAINFRAME AND CARD CAGE
* W/ SOLID FRONT PANEL \$239.00
* W/ CUTOUPS FOR 2 MINI-FLOPPIES \$239.00
* 30 AMP POWER SUPPLY \$119.00


CALIF RESIDENTS PLEASE ADD 6% SALES TAX. MASTERCHARGE & VISA ACCEPTED. PLEASE ALLOW 14 DAYS FOR CHECKS TO CLEAR BANK. PHONE ORDERS WELCOME.

Z-80 CPU • Z-80 CPU • Z-80 CPU • Z-80 CPU
* 2MHZ OR 4MHZ SWITCH SELECTABLE
* 2 SERIAL PORTS
* 2 PARALLEL PORTS
* SELECTABLE BAUD RATES 150-9600
* POWER ON JUMP TO ON BOARD 2708 OR 2716 EPROM (BOARD DELIVERED WITHOUT EPROM)
\$325.00

KIM/SYM/AIM-65—32K EXPANDABLE RAM
DYNAMIC RAM WITH ON BOARD TRANSPARENT REFRESH THAT IS COMPATIBLE WITH KIM/SYM/AIM-65 AND OTHER 6502 BASED MICROCOMPUTERS.

* PLUG COMPATIBLE WITH KIM/SYM/AIM-65. MAY BE CONNECTED TO PET USING ADAPTOR CABLE. SS44-E BUS EDGE CONNECTOR.
* USES +5V ONLY (SUPPLIED FROM HOST COMPUTER BUS). 4 WATTS MAXIMUM.
* BOARD ADDRESSABLE IN 4K BYTE BLOCKS WHICH CAN BE INDEPENDENTLY PLACED ON 4K BYTE BOUNDARIES ANYWHERE IN A 64K BYTE ADDRESS SPACE.
* BUS BUFFERED WITH 1 LS TTL LOAD.
* 200NSEC 4116 RAMS.
* FULL DOCUMENTATION
* ASSEMBLED AND TESTED BOARDS ARE GUARANTEED FOR ONE YEAR, AND PURCHASE PRICE IS FULLY REFUNDABLE IF BOARD IS RETURNED UNDAMAGED WITHIN 14 DAYS.

	ASSEMBLED / TESTED	KIT
WITH 32K RAM	\$449.00	\$419.00
WITH 16K RAM	\$379.00	\$349.00
WITHOUT RAM CHIPS	\$309.00	\$279.00



TRS-80 16K MEMORY EXPANSION KIT
THIS KIT PROVIDES THE IC'S TO EXPAND THE TRS-80 MAINFRAME FROM 4K BYTES TO 16K BYTES OR MAY BE USED IN THE EXPANSION CHASSIS. THE KIT INCLUDES:
* 8 M5K 4116-3 16K X 1, 200 NSEC RAMS.
* 1 DIP PROGRAMMING SWITCH.
* 1 SET OF EASY TO FOLLOW INSTRUCTIONS THAT ONLY REQUIRES A SCREWDRIVER TO SUCCESSFULLY COMPLETE THE INSTALLATION.
\$80.00 PER KIT

The COMPUTER FACTORY

TO ORDER CALL TOLL FREE 800-223-7318

NEW PET BUSINESS SYSTEM

PET 2001 - 16/32K

The PET is now a truly sophisticated Business System with the announcement of the Floppy Disk and Printer. This is an ideal business system for most professional and specialized fields: medicine, law, dental, research, engineering, toolmaking, printing, education, energy conservation, etc. . . .

The PET Business System as a management tool, delivers information to all levels of Business, previously attainable only with equipment many times more expensive. The PET Business System is one of the most cost efficient business tools today. Here are just a few of the cost-saving uses in the corporation, professional office or small business: stock control, purchasing, forecasting, manufacturing costing, customer records, mailing lists, etc. . . .

Features Include:

- 16 or 32K bytes RAM user memory
- 14K ROM operating system including a machine language monitor
- Full-sized Business Keyboard
- Upper/Lower case and 64 graphics characters
- 9-inch CRT
- 8K ROM expansion sockets
- File management in operating system

**16K - \$995,
32K - \$1295**



Model 2040
\$1295

DUAL DRIVE FLOPPY DISK 2040

The Dual Drive Floppy is the latest in Disk technology with extremely large storage capability and excellent file management. As the Commodore disk is an "Intelligent" peripheral, it uses none of the RAM (user) memory of the PET. The Floppy Disk operating system used with the PET computer enables a program to read or write data in the background while simultaneously transferring data over the IEEE to the PET. The Floppy Disk is a reliable low cost unit and is convenient for high speed data transfer. Due to the latest technological advances incorporated in this

disk, a total of 360K bytes are available in the two standard 5 1/4-inch disks, without the problems of double tracking or double density. This is achieved by the use of two microprocessors and fifteen memory IC's built into the disk unit.

Features Include:

- 360K bytes storage
- 4K encoder and decoder in ROM
- 6504 microprocessor-controlled
- 4K RAM
- 8K operating system in ROM
- Uses single or double sided floppies



MODEL 2022
\$995

TRACTOR FEED PRINTER 2022

The Tractor Feed Printer is a high specification printer that can print onto paper (multiple copies) all the PET characters - letters (upper and lower case), numbers and graphics available in the PET. The tractor feed capability has the advantage of accepting mailing labels, using standard preprinted forms (customized), check printing for salaries, payables, etc. The PET is programmable, allowing the printer to format print

for: width, decimal position, leading and trailing zero's, left margin justified, lines per page, etc. It accepts 8 1/2-inch paper giving up to four copies.

Features Include:

- 150 cps
- 6504 microprocessor-controlled
- 1/2K RAM buffer
- 4K operating system in ROM

Model 2023 (Friction Feed) - \$849

**CABLE FROM PET TO DISK OR PRINTER - \$39
CABLE FROM PRINTER TO DISK - \$49**

(Next day delivery available.)

FULL SYSTEM NOW IN STOCK FOR IMMEDIATE DELIVERY!



SUPER WORD PROCESSING SYSTEM

**\$2395 complete
with software**

System Includes:

- 16K PET with Full Sized Keyboard
- Tape Drive Unit

- Anderson Jacobson 841 Selectric Printer
- Interface
- Super Word Processing Software

The Super Word Processing System is written in 6502 Assembly Language! It allows anyone to use the PET computer for such tasks as typing letters, reports, and manuscripts, for producing mailing lists, and for filling out forms. The software is written to support any inexpensive printer and even high performance printers with incremental and proportional letter spacing. The Super Word Processor easily creates, edits, rearranges, and formats text. It can merge multiple texts. In addition to search commands, the system has automatic text wrap-around, which eliminates the need for carriage returns. The system uses a holding buffer to rearrange blocks

anywhere on the page. Up and down screen scrolling makes editing a breeze! Commands include end-to-end cursor line SCAN, INDENT, TAB, soft HYPHEN) for splitting syllables at the end of a line, and four-direction cursor control. Output formatting includes dynamic print control, indentation, right justification, line width and line-to-line spacing and proportional letterspacing.

Also included are programming capabilities for performing such useful tasks as a direct-mail form-letter typing, multiple column printing, and automatic multiple forms entry. You may obtain this system in a cassette or disk drive version.



BUSINESS SOFTWARE FOR PET BUSINESS SYSTEM

- Super Word Processing Package (Disk \$99.95, Tape \$24.95)
- Real Estate
- Statistics
- Banking & Finance
- Mail List Management
- Data Base System
- Payroll w/cost acct'g.
- Small Business Package (A/R, A/P, G/L)
- General Ledger
- Super Random Access
- Cash Receipts & Disbursements
- Inventory Control (for manufacturers)

PERIPHERALS FOR PET

- 24K Memory Expansion \$499
- 16K Memory Expansion 399
- PET to RS232 Serial 169
- 2 Way Serial/Communication 229
- Modem Board for PET 375
- Analog to Digital Board 275
- Second Cassette Drive 95
- Parallel Printer Interface 199

NEW! from Eventide

AUDIO SPECTRUM ANALYZER

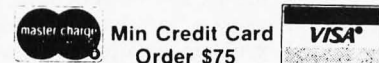
- Mounts inside the PET
- Third-Octave audio spectve analysis
- Complete with software and documentation
- Replaces equipment costing thousands of dollars



\$595

MARK SENSE CARD READER \$750

- Automatic turn-on and card feed
- Ideal for marking test scores
- Accepts any length card
- Perfect for schools & business



Min Credit Card Order \$75

N.Y. residents add 8% sales tax • Same day shipment on prepaid and credit card orders
• Add \$5 shipping for computers, \$3 for boards, \$1 each cassette tape.

Open Mon-Fri 10-6 Sat 10-4

PET MUSIC BOX from SOUNDWARE

Add music and sound effects to your programs. Compose, play, and hear music on your PET. Completely self-contained
Free programs **\$29.95**



TO ORDER CALL TOLL FREE 800-223-7318

The COMPUTER FACTORY 485 Lexington Avenue 750 Third Avenue New York, N.Y. 10017
(212) 687-5001 (212) PET-2001 Foreign order desk - Telex 640055

(46th St.)

CP/M[®] Software Tools




Have you thought about text editing?

Our **ED-80 Text Editor** offers a refreshing new approach for the creation and editing of program and data files conversationally — and it saves money! Its powerful editing capabilities will satisfy the most demanding professional — yet it can still be easily used by the inexperienced beginner.

Look at these outstanding features:

- By far the best text editor available for microcomputer-based systems.
- Repays its initial cost many times over with its unique time-saving editing capabilities.
- FULL SCREEN window displays for viewing and editing data a page-at-a-time, rather than line-by-line.
- Forward and backward scrolling in the FULL SCREEN mode.
- Displays the results of every edit command.
- Commands include forward or backward Locate and Change, Insert, Delete, Replace, Inline, Input, Print, List, Window, Get, Put, Macro, Tabset, Append, Case, Scale, and Dump.
- Simple line-oriented commands with character string manipulation capabilities.
- Text may be located by string value, by line number, or by relative line number.
- Global string search and replace capabilities.
- Commands for moving, copying, and merging edit files on the same or different diskettes.
- Self-explanatory diagnostic messages.
- Single keystrokes for the most commonly used commands.
- Safeguards to prevent catastrophic user errors that result in loss of the edit file.
- Designed for today's high speed CRT's, video monitors, and teletypewriter terminals.
- Thoroughly field tested and documented with a User's Manual of over 60 pages.
- Compatible with existing CP/M edit files and derivative operating systems.

And remember — in today's interactive programming environment — the programmer's most important software development tool is the text editor. Our **ED-80 Text Editor** is working in industry, government, universities, and in personal computing to significantly cut program development time and high labor costs. Why not let **ED-80** begin solving your text editing problems today?

Mail to: SOFTWARE DEVELOPMENT & TRAINING, INC. P. O. Box 4511, Huntsville, AL 35802		  
ED-80 is protected by copyright and furnished under a paid-up license for use on a single computer system.		
<input type="checkbox"/>	Please send additional information.	
<input type="checkbox"/>	Send Diskette, User's Manual, and paid-up license agreement	\$99.00
	Specify SINGLE DENSITY Diskette size	<input type="checkbox"/> 5" <input type="checkbox"/> 8"
<input type="checkbox"/>	Send User's Manual (credited on purchase of a paid-up license)	\$10.00
<input type="checkbox"/>	Check or money order enclosed for	\$
<input type="checkbox"/>	Please charge to my credit card	<input type="checkbox"/> VISA <input type="checkbox"/> Master Charge
	Card No. _____ Bank No. _____ Exp. Date _____	
NAME _____		
ADDRESS _____		
CITY _____ STATE _____ ZIP _____		
SIGNATURE _____ C-1		

SOFTWARE DEVELOPMENT & TRAINING, INC.
Post Office Box 4511 — Huntsville, Alabama 35802

Dealer Inquiries Welcomed
© CP/M is a trademark of Digital Research

TRS-80 Microcomputer Technical Reference Handbook

Published by Tandy Corporation 1979
8.5 by 11 inches, 108 pages
Radio Shack catalog number 26-2103
\$9.95

Since the introduction of the Radio Shack TRS-80, many hardware-minded hobbyists have wondered what makes the TRS-80 tick. Until recently most of the details have been missing, and the little that was known was uncovered here and there by various users. But now Radio Shack has enlightened us all with the publication of *The TRS-80 Microcomputer Technical Reference Handbook*. The major contents are:

System Block Diagram
Description
The Memory Map
Theory of Operation
Adjustments and Troubleshooting
The Outside World
Parts List
Schematics

The preface explains that the book is not intended to give an education in digital logic, but to teach the hardware enthusiast the specifics of the TRS-80. If you don't know a NOR from a NAND, this manual will not make much sense. The preface also warns that, should the owner decide to open the unit, the warranty is immediately void.

The block diagram appears on a double fold-out page. The diagram section also contains brief descriptions of the various parts of the system. There is 1 small error on the block diagram. It does not show the lower-half of the address bus going to the cassette I/O (input/output) port which must be addressed to operate.

A memory map for any computer system reveals lots of information. The memory map in this book shows hexadecimal addresses 0000 thru FFFF, and indicates where the read-only

memory, programmable memory, keyboard, and video display fall within the addressable space of the Z80 processor.

The memory map shown is for a Level I machine; it is necessary to figure out what the address usage would be for a Level II machine.

The real substance of the book is the "Theory of Operation" section. Each separate section of the TRS-80 is explained in detail. This section of the book is the largest, and the video-display logic subsection is the largest within theory of operation.

The TRS-80 uses some unusual design techniques and a few uncommon parts. An example of this is the memory-mapped keyboard. The theory behind these design techniques and unusual parts is explained clearly, so that a person who has never seen these things can readily understand them.

Throughout the theory of operation section, many explanations are of the type: "gate X goes low causing gate Y to go high". This causes the reader to refer constantly to the schematics at the back of the book, necessitating a lot of irritating page turning which could have been avoided if that portion of the schematic had been reproduced on the page with the description.

Scattered throughout this section are many timing diagrams which, when used with the schematics, make the circuit descriptions easier to understand.

The "Adjustments and Troubleshooting" section is also filled with information. Included are power supply checks and adjustments; section isolation using a flowchart; processor problem isolation using a flowchart; and troubleshooting for the keyboard, video-display logic, cassette interface, and power supply. These troubleshooting sections contain hints, and suggest possible bad parts causing

We're about to make a new name for ourselves.

Not that the old one was so bad. As Ithaca Audio, we've made quite a name for ourselves. As the source for CPU, memory, video display and disk controller boards to upgrade other makers' mainframes and peripherals. The company that makes those neat little RAM expansion kits. And the folks behind the world's only Z-80 Pascal compiler.

But as much as we've enjoyed improving other people's equipment, we've been quietly moving towards larger endeavors, with a lot of encouragement from our customers. Listening to people's problems, as well as their needs. And, as a prime mover behind the IEEE S-100 Bus Standard, answering some really knotty questions.

One of the results is our new identity. And our first new product: the Intersystems DPS-1. An IEEE S-100 compatible mainframe with features that live up to its looks. Dependable operation to 4 MHz. Twenty-card capacity. A modular power

supply. And something no one else has — built-in breakpoints to give you a faster, more powerful tool for testing software as well as hardware. Directly accessible from an easy-to-use front panel that's as reliable as it is functional. In short, an intelligently-designed computer for the intelligent user.

There's a lot more to Intersystems. In hardware. And software. All available through the nationwide dealer network we're now assembling.

You can watch this magazine for updates. Or contact us directly for straight, friendly answers and detailed information from key staff people. Just the way you always have. Because even though we're making a new name for ourselves, we'll never forget who made it possible.

Intersystems

Ithaca Intersystems Inc.
1650 Hanshaw Road/P. O. Box 91
Ithaca, NY 14850/607-257-0190



various problems. The subsection on video ailments contains a handy table that shows the frequency of the signals to be found at 17 different logic gates in the video divider chain. There is also a small program and instructions for adjusting the horizontal and vertical centering. The power supply subsection has a table that shows the voltages on all the pins of the 2 723C voltage regulators.

Perhaps the most interesting section in the book is the one entitled "The Outside World". Here the hardware enthusiast can learn how to hook up an automatic back scratcher or cigarette lighter to the TRS-80. Two techniques of external circuit interfacing are presented: memory-mapped addressing and I/O port addressing. The authors were kind enough to include schematics for a coffeepot control using both techniques. While these particular examples may not interest everyone, they do serve to illustrate how easy it is to make your computer do things other than run programs. Also included is a BASIC program to turn on the coffeepot.

The last part of this section has a chart showing the signals present on each pin of the expansion connector and an explanation of the

function of each pin. Armed with the information in this section, the hardware designer should be able to interface just about anything to the TRS-80.

The "Parts List" section is just that! It contains many individual lists headed by the part type, such as resistors, capacitors, integrated circuits, etc. A part number is also given for each part. However, there is no correlation between these part numbers and Radio Shack catalog part numbers. For example, the technical manual number for a 74LS74 flip-flop is 3102015, while the Radio Shack catalog number is 276-1919. Fortunately, with integrated circuits, a part number is not really needed as long as the part is marked with its standard 7400 series number. As for most of the other parts, it is possible to substitute for the part just by reading the part description.

The "Schematics" section contains information on differences in the read-only memory parts of Level I machines, as well as 3 figures showing schematic diagrams. One diagram displays the logic on the small printed circuit that contains the read-only memory devices in Level II equipped TRS-80s. This board is attached by

adhesive tape to the main printed circuit board. A ribbon cable extends from it to the socket intended for the Level I read-only memory.

The other 2 figures show different sections of the logic contained on the main printed circuit board and the keyboard printed circuit board. These figures appear on long, fold-out pages. The first page contains the Z80 processor, 3-state buffers, memory, address decoding, and keyboard. The second page shows the electronic logic for the system clock, video display, cassette I/O, and power supply. Spare gates are shown on both sheets. The schematics are well drawn, clear, and easy to read. They become rather awkward, however, when stretched out on a workbench that is probably already inhabited by the opened TRS-80 and the associated test equipment. I would have preferred the schematics split into at least 4 pages.

The book is written in a clear, easygoing style. *[However, the authors often use engineering jargon where it would have been simpler to use plain English . . . RSS]* The authors are not identified. Scattered here and there in the manual are many valuable troubleshooting tips of a general nature. (An example is the

paragraph on checking open collector outputs.) All of the figures in the book are large and easy to read. Except for the previously mentioned criticism of the main schematic, I consider this a plus.


Conspicuous in its absence is a discussion of the video monitor. No schematic is given, nor is its operation discussed. I consider this to be the only major fault with the manual, one that surely will be corrected with the next revision. Also absent is a schematic of the power supply.

As mentioned earlier, the intent of this book is not to give an education in digital logic. It does not even attempt to impart knowledge about the inner workings of the Z80 processor. That is beyond the scope of the manual. Nor does it explain what is contained in read-only memory. Software is mentioned only in passing. What the book does teach is how all the various devices work together to form the TRS-80. Despite its faults, I consider this manual a valuable addition to the library of any hardware-oriented TRS-80 owner. ■

Ken Fordham
7612 La Mesita Ct
Tampa FL 33615



FOR 6800 USERS A VIEW OF THE CLASSICS



The first Micro Works PSB-08 PROM Board was assembled and burned in over two years ago—eons in the micro world. Designed as an efficient, cost-effective EPROM storage system for the SWTPC 6800, its flexibility accommodates all the new S-50 computers on the market—SWTPC 6809, GIMIX, MSI and Smoke Signal Broadcasting. The 2708 EPROM remains an inexpensive, capable media for storage of subroutines, I/O handlers, monitors and even BASIC interpreters while the cost and availability of 2716s still don't justify their purchase. PSB-08 has space for up to 8 2708 EPROMS and the following exclusive features:

- * 1K "scratch pad" RAM—more than enough temporary storage capacity for any program requiring up to 8K of PROM
- * Dip-switch addressable PROM and RAM, to start on any 8K boundary in memory
- * I/O select capability lets you move the I/O locations to any unused 1K block in EPROM memory space, permitting memory expansion to a full 56K contiguous user RAM

Originally intended for use with 6800-based system software, the PSB-08 will continue to be a valuable tool for years to come with your 6809. And the relocatable I/O feature lets you keep your 6800 system up-to-date.

**THE MICRO
WORKS**

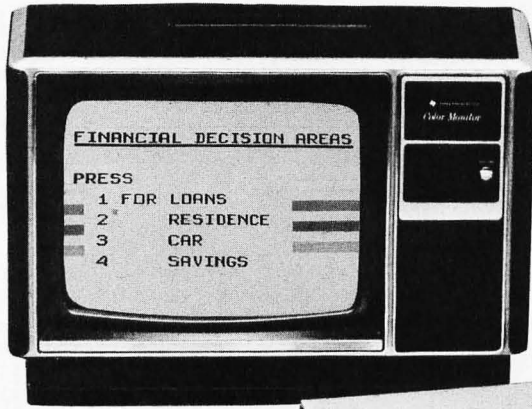
The past two years have seen many microcomputer products come and go. In our history, there have been no takers on the PSB-08's warranty. Like the classics, our PROM board endures. Price: \$119.95; regulated + 12v.: \$124.95

P.O. BOX 1110, DEL MAR, CA 92014


714-756-2687

NEECO

PROUDLY ANNOUNCES THE REVOLUTIONARY TI 99/4 PERSONAL/EDUCATIONAL COMPUTER!




13 INCH COLOR VIDEO MONITOR



SOLID STATE SOFTWARE COMMAND MODULE



99/4 COMPUTER MAIN CONSOLE UNIT



OPTIONAL SOLID STATE SPEECH SYNTHESIZER \$149.95

Superior color, music, sound and graphics—and TI's powerful extended BASIC—all built in. Plus a unique, revolutionary Solid State Speech Synthesizer and Texas Instrument's special Solid State Command Module Software.

There's a computer in your future. And the future is now.

We've entered a new and exciting era—the age of the home computer. Maybe you're already quite knowledgeable about computers, and are looking for the most programming power and versatility for your money. Maybe you've just read about it, and want to learn more. Either way, you need to look closely at Texas Instruments TI-99/4 Home Computer.

The TI-99/4 was designed to be the first true home computer—skilled computer users and beginners alike will be able to put it to effective use right away.

If you know computers, you'll quickly see the difference in the TI-99/4.

Texas Instruments has taken those features you've been wanting—plus some you may not have heard about yet—and included them in one incredible, affordable computer system. The TI-99/4 gives you an unmatched combination of features and capabilities, including:

- **Powerful TI-BASIC**—Built-in 13-digit, floating point BASIC. Fully compatible with ANSI Minimal BASIC, but with special features and extensions for color, sound and graphics.
- **Up to 72K total memory capacity**—16K RAM (Random Access Memory), 26K ROM (Read Only Memory) plus up to 30K ROM in TI's Solid State Software Command Modules.
- **26K ROM**—Operating system, BASIC, floating point, sound and color graphics software are contained in ROM.
- **16-color graphics capability**—Easy-to-access, high-resolution graphics have special features that let you define your own characters, create animated displays, charts, graphs... and more.
- **Music and sound effects**—Provides outstanding audio capability. Build three-note chords and adjust frequency, duration and volume quickly and simply. You can build notes with short, straightforward commands. Five octaves from 110 Hz (Hertz) to beyond 40,000 Hz.
- **Built-in equation calculator**—Unique convenience feature helps you find quick solutions to everyday math problems, as well as complex scientific calculations. Directly accessible from the keyboard.

If you're new to computers, the TI-99/4 is for you.

You can begin using the TI Home Computer literally minutes after you unpack it. Without any previous computer experience or programming knowledge. You simply snap in one of TI's Solid State Software™ Command Modules and touch a few keys. Step-by-step instructions are displayed right on the screen. So you or just about anyone in your family can use the TI-99/4.

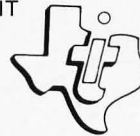
Two pioneering technological developments in particular set the TI-99/4 apart from the rest.

Solid State Speech™—This optional speech synthesizer enables the TI-99/4 to literally speak—to provide verbal prompts and special messages to the user. Actually reproduces the human voice electronically. Hundreds of words are available, and plug-in word modules will add hundreds more. TI's exclusive technology lets you call up the words you want by simply typing them in. Outstanding voice clarity and fidelity. Solid State Speech is a proven technology already on the market in TI's unique Speak & Spell™ electronic learning aid for children.

Solid State Software™ Command Modules—Available in a wide range of application areas, these optional ROM modules actually add application program memory to your TI-99/4. They let you use the TI Home Computer immediately, with no programming. Serious programmers will appreciate the time and effort saved by these pre-programmed modules. Plus, they'll let you introduce your family to the computer in the easiest possible way. Solid State Software was pioneered by TI for use with its powerful programmable calculators.

A world of genuine, practical applications exist for the TI Home Computer right now.

In addition to the many personal finance, home management, educational and entertainment uses for the TI-99/4, there are also a variety of home business and professional applications. The TI-99/4 is a powerful problem-solving tool—an ideal solution where larger, more expensive computers would be impractical.



Texas Instruments

TI-99/4

Home Computer

ACCESSORIES TO BE AVAILABLE:

- 32 Character Printer
- RS232 Peripheral Adaptor
- DISK STORAGE/MEMORY
- MANY COMMAND MODULES

CALL OR WRITE FOR FULL PRODUCT INFORMATION AND LITERATURE

99/4 Computer \$1150—
(includes Console, Video Monitor, and Demo Module)

SPEECH MODULE \$149.95
(263 Words, available OCT/NOV)

COMMAND MODULES ... \$20 to \$60

99/4 DEALER INQUIRIES INVITED—CONTACT NEECO FOR INFORMATION

NEECO IS PLEASED TO ANNOUNCE THAT WE HAVE BEEN SELECTED AS ONE OF THE TI 99/4 COMPUTER DISTRIBUTORS FOR THE NEW TEXAS INSTRUMENTS 99/4 HOME COMPUTER. OUR GOAL IS TO MAKE THE TI 99/4 COMPUTER, IN ADDITION TO OUR MANY OTHER PRODUCTS, AVAILABLE TO INDEPENDENT COMPUTER STORES NATIONWIDE. 99/4 PRODUCT AVAILABILITY IS SEPTEMBER/OCT BUT IS ALWAYS SUBJECT TO TEXAS INSTRUMENT'S 99/4 PRODUCT ALLOCATION.

NEECO

NEW ENGLAND ELECTRONICS CO., INC.
679 HIGHLAND AVE., NEEDHAM, MASS. 02194
MON. - FRI. 9:30 - 5:30, EST.


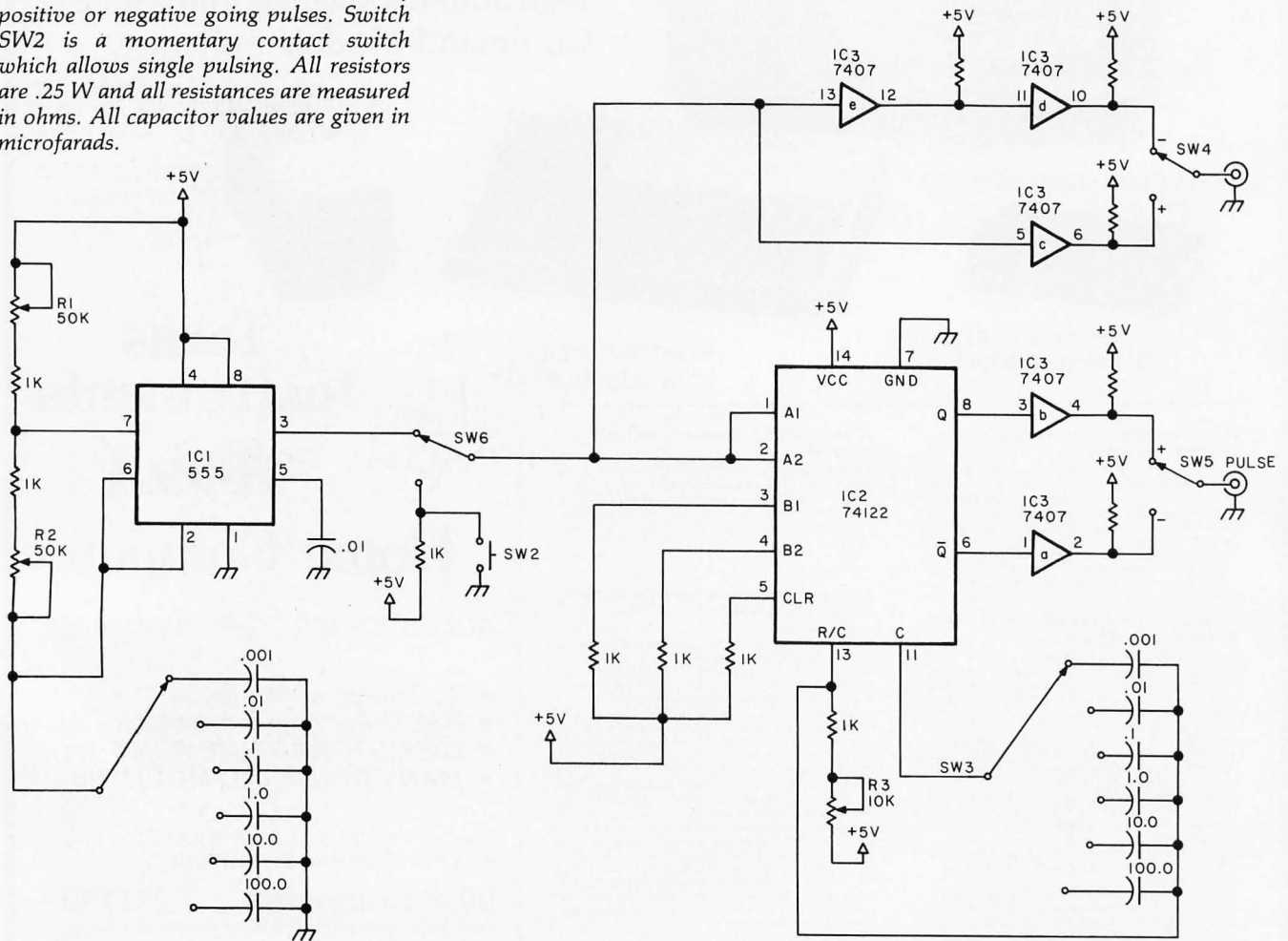
(617) 449-1760

MASTERCARD OR VISA ACCEPTED
TELEX NUMBER 951021, NEECO

Handy Pulser

Bob Chrisp
3428 Executive Av
Falls Church VA 22042

Figure 1: Schematic for the Handy Pulser. Switches SW4 and SW5 allow selection of positive or negative going pulses. Switch SW2 is a momentary contact switch which allows single pulsing. All resistors are .25 W and all resistances are measured in ohms. All capacitor values are given in microfarads.



PRICE: \$129.00

We also carry the SYM-1
Microcomputer with manuals \$269.00

VAK-1 MOTHERBOARD

- Designed specifically for use with the AIM-65, SYM-1, and KIM-1 microcomputers
- Standard KIM-4* Bus
- Fully buffered Address and Data Bus
- Provides 8 expansion board slots
- Complete with rigid card-cage
- All IC's are socketed
- Provides separate jacks for one audio-cassette, TTY, and Power
- Completely assembled (except for card-cage)

We manufacture a complete line of high quality expansion boards. Use reader service card to be added to our mailing list, or U.S. residents send \$1.00 (International send \$3.00 U.S.) for airmail delivery of our complete catalog.

*Product of MOS Technology

RNB ENTERPRISES
INCORPORATED

2967 W. Fairmount Avenue • Phoenix, AZ 85017 • (602) 265-7564

Most of us at one time or another have had the need for a TTL (transistor-transistor logic) pulser source for troubleshooting or circuit design. Since most of us are not affluent enough to afford sophisticated test equipment we will usually kludge a TTL oscillator or pulser when the need arises. However, the next time we need our handy little circuit we end up searching our goody box only to find that we have used the parts in another piece of equipment.

What I have tried to put together is an inexpensive oscillator that hopefully will stay in 1 piece and be ready when needed. In an effort to keep it simple and inexpensive I have left out some of the niceties that are found in your more expensive commercial test gear: variable pulse level, variable offset, rise and fall time control, double pulses, etc.

Design

Three integrated circuits form the basis of the oscillator: a 555 timer connected as an oscillator, a retriggerable oneshot and a hex driver. Potentiometers R1 and R2 in conjunction with the capacitor selected by switch SW1 determine the operating frequency of the 555. I used potentiometers for both resistances so that I could have control of the duty cycle. The equation for the operating frequency is given by:

$$f = \frac{1.44}{(R1 + 2(R2))C}$$

The output of the 555 is connected to a 74122 retriggerable oneshot. The use of the oneshot allows independent control of frequency with the 555 and independent control of pulse width with the 74122. The combination of the 2 integrated circuits lets you trigger your oscilloscope from one edge and the other edge triggers the 74122. The 7407 was included for drive capability. SW3 allows for single pulse operation and SW4 and SW5 provide positive and negative sync and pulse outputs respectively.

Construction

The 3 integrated circuits were mounted on Micro Vectorbord using wire wrap sockets. The pull up resistors were mounted on the same

board with wire wrap pins. The remaining components were mounted on the front panel. I decided not to include a power supply in this design because the pulser is always being used with a breadboard which has its own supply or it is being used on my processor. By using the supply of whatever I am working on I don't have to run extra ground leads.

Variations

If you anticipate doing a lot of work where you must be synchronized to an external signal, then SW6 could be replaced with a single-pole triple throw switch with the third position being the output of a 7413 Schmitt trigger. The input of the Schmitt trigger would be your external signal.

Utilization

There are 2 things to be careful about in the use of the Handy Pulser. One, there are certain combinations of operating frequency and pulse width that will give you a constant 1 or 0 output; two, make sure the delay between your oscilloscope sync and pulse output keeps you on the screen. Otherwise, you can be delayed right off the screen.

Specifications


With the values shown in figure 1 the unit's specifications are:

- Pulse repetition frequency .05 Hz thru 400 kHz
- Pulse delay 2 μ s thru 3 seconds
- Pulse width 2 μ s thru 5 seconds

Final Comments

As I mentioned before, I decided not to include a power supply in this design but rather use the supply of whatever I am working on. One problem that arises is that most manufacturers do not provide convenient places to pick up the +5 V and ground. Rather than install separate connectors on each card, I installed a 5 V regulator with convenient connectors on the mainframe of my computer. This has proven to be a great asset. If nothing else, it is a handy place to find ground since the frame is not ground. I used an LM-309 regulator with pin jacks and terminals. ■

DESKS AND STUFF



Computer terminals, business systems, lab components . . . they all need desks and enclosures. That's what we're all about. Computer Furniture and Accessories offers a standard line of furniture suitable for a wide variety of applications. Handsome, rugged, economical furniture in all shapes, sizes and colors. Basic models shipped from stock in days, not months. And we're nice people to deal with. What more could you ask for?

CF&A

**Computer Furniture and
Accessories, Inc.
1441 West 132nd Street
Gardena, CA 90249
(213) 327-7710**

TRS-80 SOLUTIONS!

BUSINESS

Appointment log by M. Kelleher. Perfect for the professional. Accepts name and address, meeting start and endings, subject matter, derives elapsed time. For Level II, 16K \$9.95

Payroll by Stephen Hebbler. Comprehensive 24 pg. manual with step-by-step instructions included in the package. Prints W2 and 941 information. Disk - \$59.95.

Mail List I by Michael Kelleher is the economy model of disk-based mailing list programs. Uses a single drive and handles up to 1400 names per disk, plus provisions for sorting options. 16K, D \$19.95.

BUS-80

The Business Software People®

Just about everything you need ... within 1 year, participants receive programming for Inventory, Accounts Receivable, Accounts Payable and General Ledger systems, plus Sales and Payroll. Complete documentation and software on diskette, \$200.00

Mail List II by BUS-80. Complete mail list system for dual disk. Enter, update, merge, sort, and print mailing labels. D, 32K \$99.95

Small Business Bookkeeping by Roger W. Robitaille, is based on the Dome Bookkeeping Journal, sold for years in stationery and discount outlets. Level II, 4K with (\$22.00) or without (\$15.00) Dome journal.

Small Business Bookkeeping For Disk by Miller Microcomputer Services and Roger W. Robitaille, Sr. Extended version. 32K Disk. With journal \$31.95; without journal \$24.95.

Inventory S by Roger W. Robitaille, Sr. 240 stock items can be contained using the full 6 data areas and 2 pieces of alpha information. Level II, 16K \$25.00

Inventory II.2 Disk based program allows for creation, maintenance and review of over 2,000 items per clean diskette. Operates under Disk BASIC, DOS 2.1 with minimum memory allocation. D, \$59.95

Electric Pencil by Michael Shrayner. A word processing system. Insertions, additions, deletions and corrections made more easily than with an editor's pencil. Perfect text printouts. Level II, 16K, \$100.00. 32K Disk, \$150.00

Accounts Receivable II by S. Hebbler. Does your billing, provides running balance, tracks overdue accounts, custom message printing option, much MORE. Requires 32K 2-disk system \$79.95

General Ledger I by M. Kelleher. Establishes, defines, deletes and sorts up to 400 accounts. Up to 200 entries per session. For small-to-medium businesses not requiring double entry books. A comprehensive, flexible accounting system. Requires 32K disk. \$79.95.

Inventory System 2.3 by M. Kelleher. One of small business management's most difficult problems brought under control. Keep current on price increases, shrinkage, low stock, profit margins. Program can handle up to 1,000 items per data diskette. Improved version, lower price. With documentation \$99.95, 32K 2-disk.

Text-80 by Frank Rowlett. Fully-documented text processing system for disk. Create, edit, move, delete, insert, change, print words or lines. D, 32K \$59.95

8080-Z80 Conversion by M. Kelleher. Permits you to enter 8080 codings and returns the Z80 equivalent. L II, 16K \$15.00

Basic Statistics by Steve Reisser. Pearson product-movement correlation coefficient, chi-square, Fisher T-test, sample analysis of variance, Z-scores and standard scores, with a random number generator built in to simulate data. L II, 16K \$20.00

ST 80 - Smart Terminal

Lance Micklus

Turns your TRS-80 into a computer terminal. Features include CONTROL key, REPEAT key, ESC key, RUN key and a functioning BREAK key. Lets you list incoming data on line printer. Reprogram RS-232-C switches from keyboard, making baud rate changes simple. Level II, 16K \$49.95

ST80D

Lance Micklus

Contains extensions for disk drive systems to exchange files with a timesharing computer or another TRS-80. Can be customized by redefining translation tables. Can transmit any type of TRS-80 ASCII file, also binary files. A practical, full-feature terminal program of professional quality. For 32K disk systems \$79.95.

WANTED USED TRS-80 EQUIPMENT! We buy and sell used equipment Sample Prices:

UNIT	BUY	SELL
4K Level I	275	350
16K Level II	500	650
8K Interface	175	225
#1160 Disk Drive	300	399

CALL OR WRITE FOR DETAILS!

NEW! ALL TRS-80 EQUIPMENT, 10% OFF! Factory sealed, with a Radio Shack sales slip and warranty! 16K Level II - \$764.00, 16K Interface - \$403.00 (plus shipping).

Call Or Write For A Complete Price List.

"NOW AN AUTHORIZED EXIDY DEALER"

Step up to the amazing Exidy Sorcerer. Features high-resolution graphics, 64 x 30 character video, monitor and fast floating-point BASIC in ROM, user-definable character set, and the best keyboard of any micro. Sorcerer power can be yours for \$995 (8K RAM), \$1145 (16K), and \$150 per 16K additional. A wide range of system and application software is also available.

NEWDOS

Apparat

DISK ERROR SOLVED! Stop blaming your drive, fix your DOS with NEWDOS: an enhanced disk-operating system capable of correcting over 70 errors in TRSDOS 2.1 to improve reliability, and key bounce, enable DOS commands to be called from BASIC and much more! Available NOW for 16K systems with a minimum of 1 disk drive. \$49.95

NEWDOS+

Includes all the features of the original NEWDOS and adds 7 new utilities, including SUPERZAP, Disk Editor/Assembler, Disassembler, and Level I BASIC for Disk. \$99.95

ACTION GAMES

Slalom by Denslo Hamlin. Choose between Slalom, Giant Slalom and Downhill. Level II, 16K \$7.95

Air Raid by Small System Software. High speed machine language program with large and small aircraft flying at different altitudes. Ground-based missile launcher aimed and fired from keyboard. Planes explode when hit, cause damage to nearby aircraft. Score tallied for hits or misses. Level I or II, 4K \$14.95.

All Star Baseball by David Bohike, Level II, 16K \$7.95

Batter Up by David Bohike. Level II, 16K \$5.95

X-Wing Fighter II by Chris Freund. Piloting an X-wing fighter, you're out to destroy the Death Star! A new, improved version of an exciting space favorite. Level II, 16K. \$9.95

Ten Pin by Frank Rowlette. A game of coordination, the scoring is true to the rules of the sport. Level II, 16K \$7.95

Taipan by Art Canfil. Sail the China seas, dodging pirates and cutthroats, to make your fortune trading in arms and opium. Level II, 16K. \$9.95.

Balloon Race by Dean Powell. High above the Atlantic, your balloon must be cleverly maneuvered with the prevailing winds to reach Paris. Level II, 16K, \$9.95.

ADVENTURES

Scott Adams

Feel as if you're manipulating HAL from 2001 when you play these machine language games. Hardly any rules, finding out is part of the fun. Two adventures on 32K disk, \$24.95. Tape - choose from Land Adventure, Pirate's Cove, Mission Impossible, The Count, and Voodoo Castle - \$14.95 each.

DOG STAR ADVENTURE

Lance Micklus

You're trapped aboard an enemy battleship ... can you find the gold, rescue the princess, discover the plans and safely escape? Level II, 16K \$9.95.

Journey To The Center Of The Earth by Greg Hassett. Excellent introduction to the excitement of ADVENTURE. Written in BASIC for ease of understanding, yet fast and fun!! Level II, 16K tape \$7.95.

Amazin' Mazes by Robert Wallace. Ever -changing maze situation. Level II, 16K \$7.95

Kamikaze by Russell Starkey. Command your ship against attacking suicide planes. Machine language graphics make this fast and fun! L II, 16K \$7.95

Space Battles by Level IV. Assume the role of Galactic mercenary, roaming the universe in search of enemy aliens and the bounty you reap from destroying their ships! Danger, thrills, fast action -- and financial headaches as well! Features three levels of play, fast, machine language graphics, real-time input, Level II, 16K Tape or 32K Disk. Tape - \$14.95; Disk - \$19.95.

MISCELLANEOUS

Diskettes Dyan 104/1 Box of five, \$24.95 + \$1.00 shipping. Verbatim, box of ten, \$34.95 + \$1.00 shipping/handling.

Z80 Instruction Handbook by Scelbi Publ. \$4.95 + \$1.00 shipping/handling.

The BASIC Handbook by Dr. David A. Lien \$14.95 + \$1.00 shipping/handling.

Percom Disk Drives. Single or dual, for TRS-80's. Reliable, high quality, priced \$100 lower than comparable units! Single drive - \$399.00; Dual Drive - \$799.00; Cable (required) - \$29.95.

Floppy Armour™ Protective envelopes for shipping floppy disks, of high-density, ultra-lightweight polymer. 5-pack, \$4.95 + \$1.00 shipping/handling

16K MEMORY KITS

Ithaca Audio

8 tested, guaranteed 16K RAM's, amazing low price - \$99.95.

Electronics Assistant by John Adamson. Professionally written. Will draw sample schematics and help you design active and passive low-, band-, and high-pass filters, coils, attenuator networks, and three types of impedance-matching networks. Extensive graphics, one key selection routine. Level II, 16K - \$9.95.

SIMULATIONS

3-D Tic Tac Toe by Scott Adams. Three skill levels -- author warns you to practice before tackling computer's third skill level. I or II, 16K \$7.95

Star Trek III.3 by Lance Micklus. One of the most advanced Star Trek games ever written. Level II, 16K \$14.95.

End Zone by Roger W. Robitaille, Sr. Authentic football simulation, right down to the 2-minute warning. Level I or II, 16K \$7.95

Cribbage by Roger W. Robitaille, Sr. You versus the computer cribbage played by standard rules. Level I or II, 16K, \$7.95.

'Round the Horn by Rev. George Blank. You're the captain of a clipper ship racing from New York to San Francisco. Level II, 16K \$9.95

Concentration by Lance Micklus. One of the most popular television games. Level I or II, 16K \$7.95

Safari by David Bohlke. You're in the running for a film contract at a major Hollywood studio. To qualify, you must photograph the most wild animals in their natural habitat. Level II, 16K \$7.95.

Pork Barrel by Rev. George Blank. Places you in the shoes of an aspiring Congressman. Level II, 16K \$9.95

Backgammon by Scott Adams. Level II, 16K \$7.95

Chess Companion by M. Kelleher. Combines chess clock features with ability to record your moves while action is fast and furious. Level II, 16K \$7.95

Sargon Chess by Dan & Kathe Spracklen. Winner of the 1978 San Jose Microcomputer Chess Tournament. Level II, 16K \$19.95

Mastermind II.2 by Lance Micklus. Lets you and the computer take turns making and breaking codes. Level II, 16K \$7.95

PERSONAL

RPN Calculator by Russell Starkey. A self-documenting calculator program. Uses Reverse Polish Notation with 4-level stack, 100 memories, scientific functions. Level II, 16K \$9.95

Home Financial Management by M. Kelleher. Turns your computer into a personal financial advisor. Level II, 16K \$9.95

Tarot by Frank B. Rowlett, Jr. Probably the best future-gazing type program ever written. Try it -- you'll like it! Level I or II, 16K \$9.95

Ham Radio by M. Kelleher. Amateur Frequency Allocations, ID Timer, Q-signal File, Amateur Log Routine, Propagation Forecasting. L II, 16K \$9.95. **Special Disk-enhanced version, 32K \$24.95**

Educator Assistant by Steve Reisser. Five programs of value to educators. Compute percentage, individual student averages, class averages, standard test scores, final grades. L II, 16K \$9.95 D, \$14.95

Typing Tutor by 80 US. A set of programs designed to teach you touch typing. Takes you from basics to high-speed drill, with quizzes and grades. Progress at your own pace, and have fun mastering an enormously useful skill. Level II, 16K - \$19.95.

Personal Finance by Lance Micklus. 33 different budgets can be easily adapted by user to fit his individual needs. A 2-part program, entry and search. Level II, 16K \$9.95

Advanced Personal Finance by Lance Micklus. Same as above with advanced analysis routine. **Supports Disk Files D, 32K \$24.95.**

UTILITIES

KVP Extender by Lance Micklus. Corrects keyboard bounce, upper case lock, permits use as a terminal, screen printing. On tape (\$24.95) or disk (\$29.95)

Level III Basic by Microsoft. The most powerful BASIC you can buy for the TRS-80 - in 5K of space, opens up fantastic new dimensions! Disk programming power, graphics commands, editing commands, long error messages, hex and octal constants and conversions, user-defined functions, **much** more! You get power that might otherwise cost you hundreds of dollars in additional equipment. It's like getting a whole new computer! \$49.95.

MMSFORTH by Miller Microcomputer Services. New version of the powerful, fast FORTH language compiler for TRS-80. Disk version offers virtual memory, supports one to four disk drives, has both disk and tape input/output capabilities. A stack-oriented structured language at an affordable price. MMSFORTH cassette version, Level II, 16K \$39.95 MMSFORTH disk version, Level II, 16K \$49.95 MicroFORTH primer \$15.00

TRS-80 Fortran. Includes the finest Z-80 development software available: Z-80 Macro Assembler, text editor, linking loader, plus ANSI Fortran IV on two minidiskettes - requires a 32K system with one disk drive. **NEW REDUCED PRICE (from \$275.00). -\$195.00.**

System Copy by Kalman Bergen. Makes backup copies of object ("system") tapes. Features include copy, verify read, rename, verify write. No knowledge of machine language required. Level II, 16K \$9.95.

TSE TRS-80 Software Exchange
1-603-673-5144
 17 BRIAR CLIFF DRIVE MILFORD, NEW HAMPSHIRE 03055

MAGAZINE SECTION

SoftSide

SoftSide is for pioneers . . . those hardy souls who have adopted a TRS-80, installed it in their living room or office, and unleashed their imaginations. **SoftSide** helps you discover the endless variety of tasks your new friend will do for you, as you build a unique partnership of human being and machine. We publish software for the partners. Every month we publish games, household application programs. Educational aids, business programs. We help you release your expectations, fantasies, and dreams. **SoftSide** means Software!

PROG 80

A bi-monthly magazine for the serious programmer who wants to know HOW his computer works and WHY. **PROG/80** emphasizes technique rather than canned programs. The subjects include machine language, construction projects and specialized applications software, not just for the advanced computer hobbyist, but for the computerphile who wants the most from his machine.

AppleSeed

If you're an Apple II pioneer, you've been longing for a software publication and hoping someone would get around to it. We have. **Apple Seed** is to the Apple II what **SoftSide** is to the TRS-80. And it's brand new. The first issue will roll off the press in September or October. Apple II enthusiasts will eat up this special introductory offer!

DEALER INQUIRIES INVITED
 Software and/or Magazines
 For further details call:
 603-673-5144

SOFTSIDE
 1 Year - 12 issues \$18.00

PROG/80
 1 Year - 6 issues \$15.00

APPLE SEED
 1 Year - 12 issues \$15.00

PO Box 68 Milford, NH 03055

USA first class \$25.00 - 1 yr.
 APO/OVERSEAS surface \$25 - 1 yr.
 CANADA/MEXICO \$25 - 1 yr.
 OVERSEAS airmail \$30 - 1 yr.

Exp. Date _____ Interbank # [M/C only] _____
 Signature _____
 Name _____
 Address _____
 City _____ State _____ Zip _____

Telephone orders accepted for Master Charge or VISA accounts. Call Monday through Friday, 9:30 to 5:30 EST at **603-673-5144**

SUPER SOFTWARE!

MICROWARE 6800 SOFTWARE IS INNOVATION AND PERFORMANCE

LISP Interpreter

The programming language LISP offers exciting new possibilities for microcomputer applications. A highly interactive interpreter that uses list-type data structures which are simultaneously data and executable instructions. LISP features an unusual structured, recursive function-oriented syntax. Widely used for processing, artificial intelligence, education, simulation symbolic, and computer-aided design. 6800 LISP requires a minimum of 12K RAM.

Price \$75.00

A/BASIC Compiler

The ever-growing A/BASIC family is threatening old-fashioned assembly language programming in a big way. This BASIC compiler generates pure, fast, efficient 6800 machine language from easy to write BASIC source programs. Uses ultra-fast integer math, extended string functions, boolean operators and real-time operations. Output is ROMable and RUNS WITHOUT ANY RUN-TIME PACKAGE. Disk versions have disk I/O statements and require 12K memory and host DOS. Cassette version runs in 8K and requires RT/68 operating system.

Price: Disk Extended Version 2.1 \$150.00

Cassette Version 1.0 \$65.00

A/BASIC Source Generator

An "add-on" option for A/BASIC Compiler disk versions that adds an extra third pass which generates a full assembly-language output listing AND assembly language source file. Uses original BASIC names and inserts BASIC source lines as comments. SSB and SWTPC Miniflex version available.

Price: \$75.00

A/BASIC Interpreter

Here it is—a super-fast A/BASIC interpreter that is source-compatible with our A/BASIC compiler! Now you can interactively edit, execute and debug A/BASIC programs with the ease of an interpreter—then compile to super efficient machine language. Also a superb stand-alone applications and control-oriented interpreter. Requires 8K RAM. The cassette version is perfect for Motorola D2 Kits.

Price: \$75.00

RT/68 Real Time Operating System

MIKBUG—compatible ROM that combines an improved monitor/debugger with a powerful multitasking real-time operating system. Supports up to 16 concurrent tasks at 8 priority levels plus real time clock and interrupt control. Thousands in use since 1976 handling all types of applications. Available on 6830 (MIKBUG-type) or 2708 (EPROM-type) ROM. Manual is a classic on 6800 real-time applications and contains a full source program listing.

Price: RT68MX (6830) \$55.00

RT68MXP (2708) \$55.00

6800 CHESS

A challenging chess program for the 6800. Two selectable difficulty levels. Displays formatted chess board on standard terminals. Requires 8K memory. Machine language with A/BASIC source listing.

Price: \$50.00

Our software is available for most popular 6800 systems on cassette or diskette unless otherwise noted. Disk versions available on S.S.B., SWTPC, or Motorola MDOS. Please specify which you require. Phone orders are welcomed. We accept MASTERCHARGE and VISA. We try to ship orders within 24 hours of receipt. Please call or write if you require additional information or our free catalog. Microware software is available for OEM and custom applications.

MICROWARE
SYSTEMS CORPORATION

P.O. BOX 4865
DES MOINES, IA 50304
(515) 265-6121

Languages Forum

Come From...continued

R Lawrence Clark, 30303 Avenida de Calma,
Rancho Palo Verdes CA 90274

While I applaud Mr Bass' attempts to improve the BASIC language ("Languages Forum," April 1979 BYTE, page 238), he has completely missed the point of the COMEFROM statement. The primary goal of the COMEFROM is to eliminate GOTOs, which Dijkstra and many other advocates of structured programming consider harmful. If the statement can also be used to trace back execution during debugging, that is an unexpected bonus.

I provided a detailed description of the semantics of the COMEFROM in "A Linguistic Contribution to GOTO-less Programming" (*Datamation*, December 1973). Briefly, the statement:

destination COMEFROM source

is equivalent to the conventional:

source GOTO destination

where both *source* and *destination* are line numbers.

The original article describes additional variants, which in BASIC would appear as the following:

IF condition COMEFROM source

and:

*ON variable COMEFROM source1,
source2, ... , sourceN*

Because of the COMEFROM's potential for improving programming accuracy and readability, I feel it is important to clarify its proper usage. ■

Languages Forum is a feature which is intended as an interactive dialog about the design and implementation of languages for personal computing. Statements and opinions submitted to this forum can be on any subject relevant to its purpose of fostering discussion and communication among BYTE readers on the subject of languages. We ask that all correspondents supply their full names and addresses to be printed with their commentaries. We also ask that correspondents supply their telephone numbers, which will not be printed.

More on Multiple Conditions

Scott Lawrence, 201B Lehman N SUCP,
Potsdam NY 13676

David Faught's letter titled "On Expressing Multiple Conditions" in the December 1978 BYTE Languages Forum, page 176, does a good job of illustrating the need for a language construct to deal with actions based on multiple conditions. I, too, found the means available in BASIC, FORTRAN, and COBOL (I am not yet familiar with Pascal) somewhat lacking.

This need is met, however, in PL/I by the SELECT group. The basic syntax of this construct is shown in listing 1.

Listing 1.

```
SELECT (expression);
  WHEN (expression-1, expression-2) action-1;
  WHEN (expression-3 action-2;
  OTHERWISE action-3;
END;
```

When the SELECT statement is executed, the expression in parentheses is evaluated and the value is saved. The expressions in the WHEN statements are then evaluated one at a time in the order in which they appear. As each one is evaluated, its value is compared to the saved value. If a value is found that matches the saved value, the action specified by that WHEN statement is executed and no further expressions are evaluated. If none of the values match, the action specified by the OTHERWISE statement is executed.

The actions after the WHEN and OTHERWISE statements may be a simple statement, a compound such as IF . . . THEN . . . , a group of statements within a DO or BEGIN block, a GO TO statement, a null statement, a subroutine call, or even another SELECT group. After the action has been performed, control passes to the first statement after the END (unless the action specifies otherwise, of course).

If the expression in the SELECT statement is omitted, the expressions in the WHEN statements are treated as logical statements and evaluated as a bit string. If any bit in the string is 1 (signifying true), the action is performed. (A=B would be evaluated as a 1 bit if A and B contained the same value.) Listing 2 shows an example of such a SELECT group.

Listing 2.

```
SELECT;
  WHEN (A<B) CALL LESSTHN;
  WHEN (A=B) CALL EQUAL;
  OTHERWISE CALL GRTRTHN;
END;
```

It is also possible to omit the OTHERWISE statement. If no WHEN statement is selected and there is no OTHERWISE statement, an error interrupt is caused. This is useful for catching critical data that has somehow gone out of the acceptable range.

I think this construct meets the needs which Mr Faught expressed, and is easier to implement than the alternative he suggests. ■

TRS-80 BUSINESS PROGRAMS

So good, they're guaranteed!!!

These are the best . . . & we're willing to back them up with our software guarantee !* Created by Data Access' professional staff, our programs are versatile, comprehensive, AND easy to use.

Using BASIC and ASSEMBLER, they're fast ready to "RUN". They are powerful tools that can expedite clerical tasks, and expand management reporting.

All programs:

- + Have Data Base Management System
- + Use ISAM or Hash Access Techniques
- + Give Instant Record Retrieval
- + Have Interactive Screen Displays
- + Use Error Trapping Entry Procedures
- + Include Thorough Documentation
- + Provide Comprehensive Reporting
- + Utilize Fast Assembler Routines
- + Run under DOS 2.2
- + Include Complete Support
- + Run On 2, 3, or 4 Disk Drives

On-Line Inventory \$600
Up to 1800 Items on 4 Drives. Distributor/Jobber orientation. Includes invoice printing!

Point of Sale w/Inventory Control \$750
Complete retail inventory management system. On the Screen: builds sales ticket, price items, checks for sale prices and qty's, interactive low stock alerts, allows price & qty changes (w/audit), Cash, Check, 6 Credit Cards or Company Charge, & Reporting: Daily Ticket Journal, Inventory Transaction Journal, Salesman's Report, Stock Status, Profit, & Low Stock Reports. MORE!

Accounts Receivable \$500
Up to 1200 accounts on 4 Drives. Full Trial Balance, Aging, Credit Checking, Monthly Statements. Also prints mailing labels for accounts!

General Ledger w/Check Writer \$500
Prints Checks in Cash Disbursements J! 600 Accounts & 2100 Transactions/Month on 3 Drives; 300/900 on 2! Supports multiple cost/profit centers, user has complete control of formatting. Prints Balance Sheet, Income Statement (P&L), Ledgers, Journals, Transaction Reports, Posting Reports . . . A Total General Ledger System!

Payroll \$500
Up to 600 employees on 4 Drives! Handles Federal, State, Tips, Dues & Deductions. Complete user control of all payroll functions. Prints on the same check as the General Ledger!

Mailing List \$200
Up to 1800 Names on 4 Drives! Six character alphanumeric key & 4 character select code for each record. Sort by key, name, state or ZIP code!

MANUALS ONLY \$20 each

WRITING YOUR OWN?????

Save Days, Weeks, Months with Data Access' proven utility packages. On diskette . . .

Memory Sort \$39
Speed operation of BASIC programs! VERY FAST in memory assembler sort. Supplies pre-linked to load at any 4K boundary through 48K.

Disk Sort Routines \$79
Make the most of disk capacity & speed! Reads random data from disk, performs FAST assembler sort, and returns alphanumerically sorted list ready to pass to other program operations in BASIC. Reads & sorts 1000 records in less than 5 Minutes! Sorts as many records as can be contained on your disk drives!

Data Base Manage w/ISAM \$175
Complete database handling system! ISAM directory; interactive record create, delete, edit, display and print; file compress and backup; routines for loading assembler programs from BASIC; disk sort; INKEY data entry subroutines; random and sequential access to any record. Interactive data base specification. All source included!

**Data Access Corporation guarantees that its programs will load & run, and that they are free from programming defects.
A licensing agreement is required for each installation of the above programs.*

DEALER INQUIRES INVITED

Call for the name of the dealer in your area, or order direct from:

DATA ACCESS CORPORATION

11205 SOUTH DIXIE HIGHWAY
MIAMI, FLORIDA 33156
(305) 238-7919

•TRS-80 is a trademark of Radio Shack.

Data Abstractions and Program Correctness

Earl E McCoy, U-157, University of Connecticut
Storrs CT 06268

One of the most interesting and informative aspects of BYTE magazine is the dialogue about programming languages found in the Languages Forums and Letters column. Many times these discussions are initiated by an article which included an example program in a particular language. The ongoing debate about the strengths and weaknesses of various programming languages is most informative and useful to those people who know only one language well.

The recent article concerning queuing theory, "Queuing Theory Part 1: Queue Representation" (April 1979 BYTE, page 132), by Len Gorney provides a good vehicle for discussion. My comments are not to be taken as criticism of author Gorney, but as commentary concerning BASIC as compared to a contemporary language such as Pascal. It is important for programmers to understand that the difference between BASIC (and FORTRAN) and Pascal is not just one of degree, but one of type as well.

One of the most important and fundamental concepts in modern software engineering practice is that of *data-abstraction*. The data-abstraction has great influence

upon program correctness. A data-abstraction is defined as a data-structure and the set of operations that may be legally performed upon it. An example in the queuing theory context is the data-abstraction *queue*, for which a data-structure must exist to store its contents, and for which 5 operations are allowed: initialization, insertion, deletion, overflow, and underflow. The semantic meaning of these operations is also defined, but will not be repeated here so as to avoid duplication of the Gorney article.

How is a queue to be implemented in a programming language? It would be simple if a programming language included a data-structure of type queue but, to my knowledge, none do. In general there exists an infinite number of data-structures of potential interest, and no language could include them all. Instead, any particular language usually includes only a small set of data-structures such as reals, integers, and characters; and arrays, records, and files of these structures. No insurmountable problem exists, however, because a data-structure of interest can usually be constructed from these existing *primitive* data-structures. Thus one may construct a queue data-structure by using an array and 2 integers (head and tail pointers).

Notice that the implementation of a queue data-structure in the manner just described does not result in the data-abstraction of a queue: the program manipulating the array and the pointers is in no way restricted to the 5 legal queue operations. It is this *lack of operation restriction* that can result in program incorrectness, particularly in large programs undergoing maintenance. For example, because the data-structure is global (ie: exposed to the entire program) a "fix" for a particular problem may result in a new problem elsewhere within the program.

Pascal addresses the data-abstraction concept directly by allowing the declaration of more than just variables (as opposed to other languages). This includes *constant* variables, which may never be the target of an assignment operation, and more importantly, the declaration of novel data *types*. For example in Pascal we might define *waitingline* to be a variable of type queue by the following:

```
var waitingline : queue;
```

Note that we might want more than 1 variable of type queue. This is allowed, as are the arrays of queues and so on. The contents stored within the queue may be *items* of type integer:

```
var items : integer;
```

However, they might be *persons*:

```
var items : persons;
```

Note that integer is a defined data-structure in Pascal, but that *queue* and *persons* are not. Before discussing this further, a comment on what advantage this brings the programmer is appropriate.

Recall the definition of a data-abstraction: a data-structure and the legal operations upon it. By writing procedures and functions for the legal operations upon a data-structure we are, in effect, implementing a data-

TERMINALS FROM TRANSNET

PURCHASE FULL OWNERSHIP AND LEASE PLANS

DESCRIPTION	PURCHASE PRICE	PER MONTH		
		12 MOS.	24 MOS.	36 MOS.
LA36 DECwriter II	\$1,595	\$ 152	\$ 83	\$ 56
LA34 DECwriter IV	1,295	124	67	45
LA120 DECwriter III, KSR	2,295	219	120	80
LS120 DECwriter III, RO	1,995	190	104	70
LA180 DECprinter I, RO	1,995	190	104	70
VT100 CRT DECscope	1,695	162	88	59
VT132 CRT DECscope	1,895	181	97	66
T1745 Portable Terminal	1,875	179	98	66
T1765 Bubble Memory Term. . . .	2,795	267	145	98
T1810 RO Printer	1,895	181	99	66
T1820 KSR Printer	2,395	229	125	84
ADM3A CRT Terminal	875	84	46	31
QUME Letter Quality KSR	3,195	306	166	112
QUME Letter Quality RO	2,795	268	145	98
HAZELTINE 1410 CRT	895	86	47	32
HAZELTINE 1500 CRT	1,195	115	62	42
HAZELTINE 1520 CRT	1,595	152	83	56
DataProducts 2230	7,900	755	410	277
DATAMATE Mini Floppy	1,750	167	91	61

FULL OWNERSHIP AFTER 12 OR 24 MONTHS
10% PURCHASE OPTION AFTER 36 MONTHS

ACCESSORIES AND PERIPHERAL EQUIPMENT


ACOUSTIC COUPLERS • MODEMS • THERMAL PAPER RIBBONS • INTERFACE MODULES • FLOPPY DISK UNITS

PROMPT DELIVERY • EFFICIENT SERVICE



TRANSNET CORPORATION
2005 ROUTE 22, UNION, N.J. 07083
201-688-7800

Let your LSI-11* break the 28K barrier



With our Bank-Switching family

In LOCAL mode our memory is functionally just like DEC memory. But when you run out of memory space you're not lost. Add an inexpensive Bank-Switch Controller (BSC-256) and you can go to **two megabytes**. Add another and go to **four megabytes**.

So don't get boxed in with other brands of LSI-11* memory. Break free. Join the family:

RMA-032	32K by 16 bit RAM. On-board refresh	\$1200 (Single qty.)
RMS-016	16K by 16 bit ROM. (Intel 2716)	\$300 (Single qty.)
BSC-256	The Bank-Switch Controller	\$300 (Single qty.)

Substantial quantity discounts are available. For a free copy of our Bank-Switching manual, call or write on your company letterhead.


*Digital Pathways Inc.
4151 Middlefield Road
Palo Alto, CA 94306
(415) 493-5544*

**Registered trademark of Digital Equipment Corporation*



DIGITAL PATHWAYS

See and Copy Tape Data



use TRcopy

WITH YOUR LEVEL II TRS-80*

TRcopy is a cassette tape copying system that lets you SEE what your computer is reading.

COPY ANY CASSETTE TAPE**

With the TRcopy system you can copy any TRS-80 Level II cassette tape whether it is coded in Basic or in machine language. You can also copy data created by programs and you can copy assembler listings.

YOU CAN SEE THE DATA

As the tape is being loaded, you can SEE the actual data byte-for-byte from the beginning to the end of the program. Up to 320 bytes are displayed at one time. ASCII characters are displayed on the first line and hexadecimal code is displayed on the following two lines. Data is displayed exactly as it is input including memory locations and check sums.

IDENTIFY PROGRAMS

With TRcopy you can identify programs on cassette tapes without written documentation because you can SEE the filename. If you forget to label a tape, you can use TRcopy to display the tape contents and identify the cassette.

VERIFY CASSETTE TAPES

With TRcopy you can verify both the original tape and the tape copies. You can make certain that your machine reads the original tape correctly and that it makes byte-for-byte copies. TRcopy also counts as it reads giving you the exact length of the data.

MAKE BACKUPS FOR YOUR PROGRAMS

Now you can make backup copies of your valuable programs. Many times a cassette that you make will load better than one that is mass produced. The original can then be kept as a backup in case the copy is damaged.

MAKE COPIES OF YOUR SOFTWARE

If you are in the software business you can use TRcopy to make tested copies of your programs for sales distribution. TRcopy produces machine language tapes that are more efficient than those produced by the assembler itself.

RECOVER FAULTY DATA

With TRcopy you can experiment with the volume and level controls and you can SEE what the computer is reading—even if your computer will not read the data through normal read instructions! In this way it is possible to read and copy faulty tapes by adjusting the volume control until you SEE that the data is input properly.

SIMPLE - FASCINATING - FUN

TRcopy is not only a practical utility program. It is also a fascinating graphics program that lets you SEE, for the first time, cassette data as your computer is reading it. And it's as simple as 1-2-3. Just load, verify and copy. You will now be able to use cassette tapes with confidence knowing that TRcopy is there when you need it.

The TRcopy system is a machine language program with documentation explaining tape leaders, sync bytes, check sums and other formatting conventions. With the TRcopy system, you can SEE what you are doing!

TRcopy System Including
Cassette Tape and Documentation

39⁹⁵
POST PAID

Orders accompanied by money order or cashier's check mailed same day.
Orders paid by other check shipped in 14 days. No COD's. Return within 10 days for a full refund if you are not satisfied.

N.D. Orders Add 3% Sales Tax. *TRS-80 is a trademark of the Tandy Corporation. **You cannot copy the TRcopy cassette.

ORDER FROM

Data/Print

DEPT. BT, BOX 903, FARGO, N.D. 58107

CALL IN YOUR ORDER Now!

Call Toll-Free 24 Hours

If you have a Master Charge or a Visa credit card, you can call toll-free from the nearest telephone and have your TRcopy system on its way to you today.

Call 1-800-437-4144 anytime - 24 hours a day.

For calls from N.D., Hawaii or Alaska call collect 1-701-237-0216

CALL RIGHT NOW!



NOW USE TRCOPY WITH YOUR PRINTER

Included at no extra cost - Now you can use the TRcopy system to output tape data to a line printer or a quick printer. The data is printed exactly as it is input from the tape including file names, memory locations and check sums. A printed copy can be especially helpful in the analysis or recovery of records contained in tape data files.

ORDER YOUR TRCOPY SYSTEM NOW!

TOLL FREE
24
Hours
SAME DAY
SHIPMENT

abstraction. For example, in the queuing context, we may define procedures for initialization, insertion and deletion, and functions for overflow and underflow. Program correctness is enhanced if these are programmed correctly because queues can then be manipulated only in legal ways. Remember that *queues* will be passed to these subroutines — not the underlying array data-structure.

Back to the problem of implementing the user declared data-structure types in Pascal. This is accomplished by declaring data-structures at a level above variables:

```
type persons = ...
    queue = ...
```

Here the dots indicate the data-structures necessary to implement the type in Pascal. For example, in the queuing theory context, we might have:

```
type queue = record
    head, tail : 0 .. maxlength;
    full, empty : boolean;
    contents : array [0 .. maxlength] of integer;
end;
```

Here *maxlength* is a constant declared earlier in the program which indicates the legal subrange of the integer variables *head* and *tail* (used as pointers); *full* and *empty* are logical variables indicating the status of the queue; and *contents* is an array storing the contents of the queue. In this case the queue is storing integers, but it need not — it could just as well be persons:

```
contents: array [0 .. maxlength] of persons;
```

Of course, the meaning of *persons* would have to be declared earlier within the type statement for this to be legal Pascal.


After the user declared data-structures are defined, variables of these types can be declared as follows:

```
var waitingline : array [1 .. 3] of queue;
    teller 1: queue;
```

These 4 queues are restricted to the definition of queue as shown above. If necessary, we might declare more than 1 type of queue (ie: storing a different type of contents) if the problem context makes that appropriate.

Listing 1 shows Pascal procedures and functions implementing the 5 legal queue operations. Note that the parameters are a and b. A change of the b type declaration is all that is necessary to make these programs workable for a different type of contents. An important point: there is no need to initialize the contents of the queue to a particular value and use this value to decide how to manipulate the pointers, as is implied by the Gorney article. In fact, by doing so a programmer is sowing the seeds for future disasters. If Mr Gorney's queue is ever exposed to a value of -9, the program may fail. Clearly, making correct operation dependant upon the avoidance of certain potentially legal entries into the data structure is not good programming practice.

At this time it is informative to step through the BASIC language equivalents in the Gorney article using some trial data. The complexity of program execution flow



32K Board Pictured Above

New RAM Prices.

From The Dynamic Memory Company.

16K—\$249 32K—\$375
48K—\$500 64K—\$625

Ever since we started making these memory boards over a year ago we have continued to lower our prices to stay competitive. Due to your confidence in us, we are again able to lower our prices! Our reliability has been proven by months of superior performance in thousands of installations. Our low-power boards are being used by quality-minded systems manufacturers across the country and overseas.

4MHz boards now available.

After receiving hundreds of requests, our engineering staff has come up with a new version of our board which runs on 4MHz Z-80 systems. It wasn't easy to come up with a high speed board which would operate as reliably as our 450ns version, but after months of careful design and testing, we did it. The price of the 250ns board is \$10 per 16K additional.

All of our features remain.

Our boards didn't become great sellers only because of the price. We still offer you our deselect feature which allows our RAM to overlap with any fixed memory areas in your system. Also, the RAM area of our board is fully socketed so that you can expand the board yourself.

Other standard features include: plug selectable addressing on 16K boundaries (shorting plugs are placed over wire-wrap pins to address the board — located on the top of the board for easy changes), S-100 and Z-80 compatibility and totally invisible refresh — no wait states.

Fully assembled, tested, and guaranteed.

All of our boards go through a rigorous testing procedure. They are then placed on burn-in running a series of memory tests to detect any other possible faults. After you receive the board, you are backed by us with a one year warrantee.

Low power consumption keeps your computer from "losing its cool."

The total power consumption of our 16K board is typically less than 4 watts (+8V @ 300ma, +16V @ 150ma and -16V @ 20ma). Boards with additional memory typically increase power consumption only 1 watt per 16K!


Standard S-100 Interface.

Our board is designed to interface with any standard S-100 CPU. All of the timing of the board is independent of the processor chip, and the board is set up for different processors by changing two plugs on the board.

Contact your local dealer.

To find out more about our RAM boards, contact your local dealer. If he is unable to help you, call or write us for a fast response. Central Data Corporation, 1207 North Hagan Street, Champaign, IL 61820. (217) 359-8010

Central Data


FORTRAN

SPEED

FOR COMPUTATIONAL APPLICATIONS, including:
 graphics (scaling and rotations), function generation, digital filtering, FFT's, correlations, matrix operations, etc.

HMA-1 Hardware Multiplication Accelerator \$299
 — hardware generates sub-products
 — SPEEDS integer multiplications by factor 5
 — SPEEDS floating point multiplications by several times
 — functions (SIN, EXP, etc.) also faster

FPP-1 Floating Point Processor \$599
 — associated hardware processor calculates fixed and floating point multiplications and divisions
 — also computes many mathematical functions (SIN, EXP, LOG, etc.) in parallel with CPU
 — SPEEDS all functions by factor 10 (approximately)

BOTH PRODUCTS
 — **S-100 Bus compatible**
 — supplied with floppy disk containing support library compatible with Microsoft FORTRAN (and all its derivatives)
 — random number generators, other functions included
 — benchmark programs and measured timing available
 — other software interfaces in development

Micro Designs
 P.O. Box 497, Tour de la Bourse
 Montreal, CANADA, H4Z 1J7
 (514) 288-0817

Check, Visa, M/C accepted
 Dealer inquiries invited

makes mental execution exhausting and error-prone — which is exactly the point: BASIC programs are not as simple as they seem.

The data-abstraction is complete when a Pascal program uses the 5 legal operations upon its variables of type queue. Examples are:

```

initialize (teller1);
.
.
if not fullq (teller1)
    then insert (teller, items);
.
.
repeat
    delete (teller1, items);
    write (items)
until emptyq (teller1);
.
.
    
```

Note that the programmer has the responsibility to test for overflow or underflow before inserting or deleting items from the queue. This is true even though the respective procedures do nothing for these operational mistakes.


Listing 1: This simple Pascal program defines the data type queue and then describes the 5 legal operations on that data type.

```

procedure initialize (var a : queue);
begin
    a.head := 0;
    a.tail := 0;
    a.full := false;
    a.empty := true;
end; {of initialize}
procedure insert (var a : queue; b : integer );
begin
    with a do
        if not full
            then begin
                empty := false;
                contents [tail] := b;
                tail := (tail + 1) MOD (maxlength + 1);
                if tail = head
                    then full := true;
                end;
            end; {of insert}
procedure delete (var a : queue; var b : integer );
begin
    with a do
        if not empty
            then begin
                full := false;
                b := contents [ head ];
                head := (head + 1) MOD maxlength + 1;
                if head = tail
                    then empty := true;
                end;
            end; {of delete}
function fullq ( a : queue ) : boolean;
begin
    if a.full
        then fullq := true
        else fullq := false;
end; {of fullq}
function emptyq (a : queue ) : boolean;
begin
    if a.empty
        then emptyq := true
        else emptyq := false;
end; {of emptyqs}
    
```

WINCHESTER DRIVE CONTROLLER

The XCOMP DC/M Controller provides the OEM with a high performance, low cost interface to the Marksman® drive. An eight bit bus permits the DC/M to be used with all popular microcomputers.



XCOMP

INCORPORATED

9915-A Businesspark Ave., San Diego, CA 92131 • (714) 271-8730

Listing 2: The data stack can also be defined in a Pascal program. It is left as an exercise to the reader to translate this program into BASIC or FORTRAN and compare the understandability of the 2 programs.

```

type stack = record
    top : 1 .. maxlength;
    full, empty : boolean;
    contents : array [1 .. maxlength] of integer;
end;

procedure initialize (var a : stack );
begin
    a.full := false;
    a.empty := true;
    a.top := 1;
end; {of initialize}

procedure push (var a : stack; b : integer);
begin
    with a do
        if not full
            then begin
                empty := false;
                contents [top] := b;
                if top <> maxlength
                    then top := top + 1
                    else full := true;
            end;
end; {of push}

procedure pop (var a : stack; var b : integer ) : boolean;
begin
    with a do
        if not empty
            then begin
                full := false;
                b := contents[top];
                if top <> 1
                    then top := top - 1
                    else empty := true;
            end;
end; {of pop}

function fullstk ( a : stack ) : boolean;
begin
    if a.full
        then fullstk := true
        else fullstk := false;
end; {of fullstk}

function emptystk ( a : stack ) : boolean;
begin
    if a.empty
        then emptystk := true
        else emptystk := false;
end; {of emptystk}

```


In summary, the data-abstraction is an important concept that greatly enhances program correctness. The Pascal programming language includes this concept; BASIC does not. My point again: the simplicity of BASIC is a red herring — it encourages sloppy programming and error-prone programs. A contemporary language like Pascal is explicitly designed to encourage error-free program development, therefore it is worth learning and using. One more point: experienced Pascal programmers know that the language includes *pointers* as a data type so the queue data-abstraction could be implemented even more easily than shown here. This particular method was chosen to correspond to the approach taken by the Gorney article.

Just as a queue is an FIFO (first in, first out) data-abstraction, a stack is an LIFO (last in, first out) data-abstraction. Listing 2 shows a Pascal type declaration and the subroutines that are necessary to implement the legal operations upon a stack. These are included in the hope that readers may implement this data-abstraction in BASIC or FORTRAN and then compare for themselves the relative merits of these 2 languages to Pascal. ■

DISCOUNT PRICES

Microcomputers & Peripherals

BITS
YTES
OOKS
ARGAINS



Cromemco • SWTPC • Lear-Siegler
Hazelintec • RCA • North Star
Verbatim • Perkin Elmer and others

Fast, off the shelf delivery.
Call TOLL FREE 800/523-5355

MARKETLINE SYSTEMS, Inc.
2337 Philmont Ave., Huntingdon Valley, Pa. 19006
215/947-6670 • 800/523-5355

Dealer Inquiries Invited

SAVE!!
TRS-80

**10, 15
Percent
and More!**

on ALL Computers, Peripherals, Software, and ALL other fine Radio Shack® products.

Radio Shack®

Authorized Sales Center

1117 CONWAY MISSION, TEXAS 78572
(512) 581-2765



NO TAXES on out-of-state shipments.
FREE Surface delivery available in the U.S.
WARRANTIES will be honored by your local
Radio Shack® store.

MAXIMUM VALUE FOR YOUR DOLLAR

NORTH STAR COMPUTER PRODUCTS

HORIZON1 16K KIT \$1275.00
 16K RAM BOARD KIT \$ 250.00
 32K RAM BOARD KIT \$ 475.00

VERBATIM DISCS FOR NORTH STAR

BOX OF 10 \$29. POST PAID

COMPLETE SYSTEMS AVAILABLE CUSTOM SOFTWARE FOR NORTH STAR SYSTEMS

CASIO CALCULATORS AT DISCOUNT PRICES

MANY OTHER SUPER VALUES
WRITE OR CALL:


A.E.I.

3851 HACKETT AVE.
 LONG BEACH, CALIF. 90808
 (213) 421-4815 (213) 429-0535

Circle 21 on inquiry card.

SURPLUS ELECTRONICS

ASCII ASCII



IBM SELECTRIC
 BASED I/O TERMINAL
 WITH ASCII CONVERSION
 INSTALLED \$645.00

- Tape Drives • Cable
- Cassette Drives • Wire
- Power Supplies 12V15A, 12V25A, 5V35A Others, • Displays
- Cabinets • XFMRs • Heat Sinks • Printers • Components

Many other items
 Write for free catalog
WORLDWIDE ELECT. INC.
 130 NORTHEASTERN BLVD.
 NASHUA, N.H. 03060
 Phone orders accepted using VISA
 or MC. Toll Free 1-800-258-1036
 In N.H. 603-889-7661

Circle 391 on inquiry card.

MORE INNOVATIONS!

FROM

P.S. SOFTWARE HOUSE FORMERLY PETHACK

PET™ INTERFACES

NE W1
 PET to CENTRONICS INTERFACE \$98.00
 PET to 2nd CASSETTE INTERFACE \$49.95

PET™ SCHEMATICS

FOR ONLY \$29.95 YOU GET
 24" X 30" schematic of the CPU board plus oversized schematics of the Video Monitor and Tape Recorder plus complete Parts layout - all accurately and painstakingly drawn to the minutest detail!

PET™ ROM ROUTINES

FOR ONLY \$19.95 YOU GET
 Complete Disassembly listings of all 7 ROMs plus identified subroutine entry points. Video Monitor. Keyboard routine. Tape Record and Playback routine. Real Time Clock, etc. To entice you we are also including our own Machine Language Monitor program for your PET using the keyboard and video display. You can have the Monitor program on cassette for only \$9.95 extra!

SOFTWARE:

6502 DISASSEMBLER \$12.95
 MAILING LIST For personal or business applications \$9.95
 MACHINE LANGUAGE MONITOR Write Machine Code. Save on tape \$9.95
 BUDGET NEW Write from 40 Bits and Bytes. Update as needed \$14.95
 STARTRK All time favorite written for the PET Types of Graphics \$7.95

Send for our free SOFTWARE BROCHURE Dealer inquires welcome

P.S. SOFTWARE HOUSE

P.O. Box 966 Mishawaka, IN 46544




Tel: (219) 255-3408



Circle 315 on inquiry card.

Memorex Floppy Discs

Lowest prices. **WE WILL NOT BE UNDERSOLD!!** Buy any quantity 1-1000. Visa, Mastercharge accepted. Call free (800)235-4137 for prices and information. All orders sent postage paid.



PACIFIC EXCHANGES
 100 Foothill Blvd.
 San Luis Obispo, CA
 93401. (In Cal. call
 (805) 543-1037.)

Circle 294 on inquiry card.

6800/6801 MICRO SOFTWARE

*** CROSS SOFTWARE ***

6800/6801 assembler \$ 800
 PL/W compiler \$1400
 cross linker \$ 400
 math/science \$ 500
 simulator \$ 800

*** RESIDENT SOFTWARE ***

editor/assembler \$ 95
 industrial 4K BASIC \$ 95
 in ROM \$299

WINTEK Corp.

317-742-6802
 902 N. 9th St., Lafayette, IN 47904

Circle 389 on inquiry card.

The Independent Newsletter of Heath Co. Computers

features
 Hardware Modifications developed by
 readers

Compatible hardware and software
 from other vendors

Advance information on
 Benton Harbor plans

Reports of users' experiences
 with their systems

12 issues: \$8.95 (\$14 overseas) Payment to be
 24 issues: \$15.95 (\$25 overseas) payable on
 a U.S. bank
 Back issues (about 9) included on request

BUSS

325-B Pennsylvania Ave., S.E.
 Washington, D.C. 20003

Circle 32 on inquiry card.

SHORT CASSETTES

C-10 50 FEET
 List \$1.00 10 for \$7.50 50 for \$32.50

MICROSETTE CO.

777 Palomar Ave. · Sunnyvale, CA 94086

Duplication Services

Microsette also offers professional duplication services for Commodore PET and Radio Shack TRS-80 Level I and Level II cassettes. Our service provides mastering, quality control, all material including two-piece box, affixing of your labels or supplying our blank labels and shipping. Prices start at \$2.00 each in 100 quantity.

MICROSETTE CO.

777 Palomar Ave. · Sunnyvale, CA 94086

Circle 218 on inquiry card.


BYTE's New
 Toll-free
 Subscriber
W.A.T.S. Line
 (800) 258-5485

To further improve service to our customers we have installed a toll-free WATS line in our Peterborough, New Hampshire office. If you would like to order a subscription to BYTE, or if you have a question related to a BYTE subscription, you are invited to call (800) 258-5485 between 8:30 AM and 4:30 PM Eastern Time. This applies to calls from within the continental US only.

We thank you and look forward to serving you.

•• CRT INTERFACES •• black • white/color

Monitors * Combination Rcvr/monitor sets
 * Modulator kits * B-W Cameras * Color
 Cameras * Audio Subcarrier kits * Parts



WRITE or PHONE for DETAILS & PRICING.

DIAL: 402-987-3771

Dealers welcomed. Well established program.

13-B
 Broadway

ATV Research


Dakota City,
 NE. 68731

Circle 19 on inquiry card.

GODBOUT SLASHES STATIC MEMORY PRICES AGAIN:

S-100 32K \$529, 24K \$398, 16K \$269!

Econoram* unkits are now at their lowest prices ever. What's an "unkit"? It's a standard Econoram board that has all sockets and bypass caps pre-soldered in place. To complete assembly, the user simply solders in a few other parts, and inserts all ICs into their sockets. The result: A one-evening project that **saves money** while offering true **CompuPro/Econoram** quality for those on a budget. Static technology used throughout; all boards except **Econoram VI** run with 4 MHz systems. Same 1 year limited warranty, same great specs as our regular boards.



Speaking of regular boards, we offer **assembled/tested** models and boards qualified under our high-reliability **Certified System Component (CSC)** program (200 hour burn-in, immediate replacement in event of failure within 1 year of invoice date). Refer to chart below for pricing.

Name	Storage	Buss	Configuration	Unkit	Assm	CSC
Econoram IIA	8K X 8	S-100	2-4K blocks	\$149	\$179	\$239
Econoram IV	16K X 8	S-100	1-16K	\$269	\$329	\$429
Econoram VI	12K X 8	H8	1-8K, 1-4K	\$200	\$270	n/a
Econoram VIIA-16	16K X 8	S-100	2-4K, 1-8K	\$279	\$339	\$439
Econoram VIIA-24	24K X 8	S-100	2-4K, 2-8K	\$398	\$485	\$605
Econoram IX-16	16K X 8	Dig Grp	2-4K, 1-8K	\$319	\$379	n/a
Econoram IX-32	32K X 8	Dig Grp	2-4K, 1-8K, 1-16K	\$559	\$639	n/a
Econoram X	32K X 8	S-100	2-8K, 1-16K	\$529	\$649	\$789
Econoram XI	32K X 8	SBC	2-8K, 1-16K	n/a	n/a	\$1050

BANK SELECT MEMORIES (for Alpha Micro Systems, Marinchip, etc.)

Econoram XII-16	16K X 8	S-100	2 ind. banks**	\$329	\$419	\$519
Econoram XII-24	24K X 8	S-100	2 ind. banks**	\$429	\$539	\$649
Econoram XIII	32K X 8	S-100	2 ind. banks**	\$559	\$699	\$849

*Econoram is a trademark of Bill Godbout Electronics

**Econoram XII-16 and -24 have 2 independent banks addressable on 8K boundaries; Econoram XIII has 2 independent banks addressable on 16K boundaries.

— Did someone say extended addressing? 16 bit CPUs? All we'll say is that Econoram XIV is coming soon —

16K MEMORY EXPANSION SET

— was \$109, now

only \$87.20!

And that's for a Godbout quality product. DIP shunts included, 250 ns chips, and crystal-clear instructions make expansion a snap in **Radio Shack-80**, **Apple**, and **Exidy Sorcerer** computers. Low power chips used exclusively.

ECONORAM II

CLOSEOUT — \$129 unkit (3 / \$375), \$155 assm

This is a limited quantity item — first come, first served. Our brand new **Econoram IIA** is out, but even by today's standards the original **Econoram II** is an excellent memory. 2 MHz operation, low power, configuration as two independent 4K blocks, and one of the best track records in the industry for reliable and cost-effective operation. Easy one-evening assembly, 1 year limited warranty on all components.

18 SLOT MOTHERBOARD

UNKIT CLOSEOUT

— was \$124, now only \$109

With all edge connectors pre-soldered in place for painless assembly. Includes on board active termination. **Coming soon: new 12 slot motherboard and an 18 slot double terminated model that can handle 12 MHz CPUs!**

OTHER COMPUTER PRODUCTS:

2708 EROM BOARD UNKIT \$85

4 independently addressable 4K blocks, with selective disable for each block. Built to **CompuPro/Econoram** standards (dipswitch addressing, top quality board, sockets wave-soldered in place), and includes dipswitch selectable jump start built right into the board. Includes all support chips and manual, but does not include EROMs.

ACTIVE TERMINATOR KIT \$34.50

As written up by Craig Anderton in the April '79 issue of **Kilobaud Microcomputing**. Our much imitated design plugs into any S-100 motherboard to reduce ringing, crosstalk, noise, and other buss-related problems.

"INTERFACER" S-100 I/O BOARD

\$189 unkit, \$249 assembled and tested. Dual serial port with 2 full duplex parallel ports for RS-232 handshake; EIA232C line drivers and receivers (1488, 1489) along with current loop (20 mA) and TTL signals on both ports. On board crystal controlled timebase with independently selectable Baud rate generators for each part (up to 19.2 KBaud). This board has hardware LSI UARTs that don't tie up the computer's CPU, operates with 2 to 5 MHz systems, includes software programmable UART parameters/ interrupt enables/handshaking lines, offers provision for custom frequency compensation on both receive and transmit sides to accommodate varying speed/noise situations or unusual cable lengths... and even all this isn't the full story on what this no-excuses board can do for you. We think this product is a real winner: check one out in person, you'll see what we mean.

TERMS: Cal res add tax. Allow 5% shipping, excess refunded. VISA®/Mastercharge® call our 24 hour order desk at (415) 562-0636. COD OK with street address for UPS. Prices good through cover month of magazine.

CompuPro™

Box 2355, Oakland Airport, CA 94614

from **GODBOUT ELECTRONICS**

FREE FLYER: We'll be glad to tell you more than the space of this ad permits. Just send your name and address, we'll take care of the rest. If you're in a hurry, enclose 41¢ in stamps for 1st class delivery.

**SAVE MORE THAN 20%
NORTH STAR — INTERTUBE
THINKER TOYS — HUH**

THE SMARTEST COMPUTERS AT THE SMARTEST PRICE
DOUBLE DENSITY

HORIZON-1-16K KIT	LIST	\$1599	\$1274
ASSEMBLED & TESTED		\$1899	\$1519
HORIZON-2-32K KIT		\$2249	\$1799
ASSEMBLED & TESTED		\$2549	\$2039
HORIZON-2-32K	QUAD DENSITY		
ASSEMBLED & TESTED		\$2999	\$2399
PASCAL FOR NORTH STAR ON DISK			\$49
POWERFUL NORTH STAR BASIC			FREE
THINKER TOYS DISCUS/2D		\$1149	\$949
MEASUREMENT SYSTEMS ASM MEMORY 64K			\$640
TOP QUALITY + TOP SPEED + LOWEST PRICE			
INTERTUBE II SMART TERMINAL		\$995	\$780
TRS-80 TO S-100 HUH KIT		\$295	\$260
ASSEMBLED & TESTED		\$375	\$350
HUH MINI 8100 KIT		\$115	\$103
ASSEMBLED & TESTED		\$155	\$139
MARYELLEN WORD PROCESSOR			\$38
BEST FEATURES OF IBM & NORTH STAR			
VERBATIM DISKS			\$29
WHICH COMPUTERS ARE BEST? BROCHURE FREE			

AMERICAN SQUARE COMPUTERS
KIVETT DR * JAMESTOWN NC 27282
(919)-883-1105

Circle 16 on inquiry card.

THE COMPETITION

is south of the border
WHAT ARE THEY UP TO NOW?

Microprocessor sales in LATIN AMERICA are going to take off in the next decade.

Let me help you research the market, set up dealer/distributorships, establish joint ventures, or even your own manufacturing/assembly plant.

I am a multi-lingual, scientifically-trained, international marketing executive (USA national) who is going to head up an expansion into Latin America for an aggressive microprocessor/mini-computer manufacturer — will it be for you? I plan to visit the USA shortly and can meet you.

Roy J. Canon
22/23 Old Burlington Street,
London W1X 1R1. England.

Circle 41 on inquiry card.

DOCUMENTATION PROBLEMS?

**SOLVE THEM WITH TEXTWRITER™
THE ULTIMATE TEXT FORMATTER
FOR REPORTS**

- AUTOMATICALLY PRINTS A TABLE OF CONTENTS AND AN ALPHABETIZED INDEX
 - ALLOWS MULTIPLE FOOTNOTES PER PAGE
- FOR FORMLETTERS**
- INSERTS NAMES AND ADDRESSES FROM A MAILING LIST OR FROM THE KEYBOARD
 - LINKS FILES TOGETHER BY CHAINING OR INSERTING

OTHER FEATURES

- RIGHT AND LEFT JUSTIFICATION, PAGINATION, PAGE AND CHAPTER NUMBERS, PAGE HEADINGS AND FOOTINGS, CENTERING, UNDERLINING, AND CONDITIONAL PAGINATION
- WORKS WITH ANY TERMINAL AND PRINTER

VERSIONS

- FOR CPM™ ON 8" IBM, TRS-80, NORTH STAR, AND MICROPOLIS
 - FOR MICROPOLIS MDOS OR NORTH STAR DOS
- \$125 FOR TEXTWRITER III — REQUIRES 32K SYSTEM
\$75 FOR TEXTWRITER II — WITHOUT REPORT FEATURES

ORGANIC SOFTWARE

1492 Windsor Way • Livermore, CA 94550
(415) 455-4034

CPM is a Trademark of Digital Research
TRS-80 is a Trademark of Radio Shack

Circle 295 on inquiry card.

SOFTWARE FOR

APPLE II

All programs on high quality cassette tape, ready for use on any Apple II System with Applesoft. Liberal use of prompting allows easy use even for the novice

MATRIX MANIPULATION: Computes inversion, determinate, and solution of linearly independent simultaneous equations. Also performs matrix multiplication, division, addition & subtraction 8K - \$17.50

TRIANGLE SOLUTIONS: Computes unknown quantities (including area) for any triangle. Also computes area of any polygon. 8K - \$15.00


INVESTMENT & MORTGAGE MANAGEMENT: Just the program for the homeowner, small investor or business executive faced with difficult financial decisions. Computes amortization schedule, present or future values of a series of cash flows, days between dates, plus more. 8K - \$17.50

COMPUTER CAJUN CUISINE: Program computes exact amounts of all ingredients necessary for any number of servings for eight Louisiana soup and gumbo recipes. 16K - \$25.00

Send check or money order to:
TECHNICAL SOFTWARE INC.
P O Box 73043
Metairie, Louisiana 70033

Circle 365 on inquiry card.

**PRECISION MICROCOMPUTER
POWER SUPPLY
MODEL MPO4**



\$169
4 OUTPUTS:
5V @ 4A
-5V @ .1A
12V @ .5A
-12V @ .5A

FULLY REGULATED
CURRENT LIMITED
ASSEMBLED AND TESTED

Send check or money order to

SONTEX, INC
12022 Sturdivant
Stafford, TX 77477

Texas residents add 5% sales tax

Circle 351 on inquiry card.

tinyFORTH

tinyFORTH is the cassette oriented version of the dictionary based computer language called FORTH.

tinyFORTH includes these FORTH features:

- ✓ Dictionary-oriented structured high-level language
- ✓ Built-in assembler and text editor
- ✓ Interpreter for quick program development
- ✓ Compiler for fast execution
- ✓ tinyFORTH and FORTH programs are interchangeable
- ✓ Cassette tape input and output
- ✓ Enhanced graphics
- ✓ Faster & more powerful than level II BASIC
- ✓ More compact programs than BASIC
- ✓ Easy to use.

tinyFORTH cassette for TRS-80 and full documentation \$29.95
Documentation only \$ 9.95

All orders are fully guaranteed. Add \$1.50 for postage and handling. Order with check, money order, Visa, or Mastercharge. Specify TRS-80 level when ordering.

The Software Farm

Box 2304A1 Reston, VA 22090

Circle 333 on inquiry card.

**6800 BASIC
CROSS REFERENCE**

Greatly reduces the time to examine and modify a BASIC program with this complete CROSS REFERENCE listing of a BASIC program.

Reads a BASIC program from disc and selectively provides source listing and complete SORTED CROSS REFERENCE of all VARIABLES - FUNCTIONS - GOTO and GOSUB statements.

Program is written in assemble using SMOKE SIGNAL MINI DISK SYSTEM. Specify as either TSC or CO-RES assemble source format.

Complete source and object is on a 5 1/4 mini diskette for \$14.95.

FRANK SCHIELE
1375 TOBIAS DRIVE
CHULA VISTA CA. 92011

Circle 329 on inquiry card.

**HAZELTINE
1400**

only

\$649.95!



- Verbatim Mini Diskettes \$3.70 each (boxes of 10)
- Intertube . . \$784.00
- TRS-80 16K Level II Expansion Kit \$89.95
- Centronics 779 tractor \$1050.00
- Horizon II ass. \$1999.00



Mail Order Only.

TORA SYSTEM INC.
29-02 23rd Avenue
Astoria NY 11105
(212) 728-5252

**ENGINEERING PROGRAMMERS
Don't Come To Mass...**

Unless you enjoy challenging micro software development projects with some of the fastest growing commercial systems manufacturers in the U.S. Our clients offer generous salaries, flexible hours, profit sharing, etc. to experienced or degreed assembly programmers in areas such as communications, diagnostics, text editing, graphics, compiler, and O.S. design. Starting salaries 18-28K. All fees, relocation and interviewing expenses assumed by the companies.

Please contact Dave Adams (617) 246-2815 (collect calls accepted). N.E. Recruiters, 6 Lakeside Office Park, Wakefield, MA 01880.

Fee paid consultants

FOR THE VERY BEST IN NORTHSTAR® COMPATABLE SOFTWARE

BUSINESS

CRS - Client Record System. A complete program package for the Insurance agent. CRS will provide you with very fast online access to your client records, print reports and mail labels, and give you all the information you will need to increase your sales through the use of CRS as a **MARKETING TOOL.**

CRS stores a complete record for each client that includes the name, address, telephone #, as well as provisions for customer #, salesman # and up to six policies (expandable if needed). The policy information is complete with both the type of coverage and the company that is underwriting it, as well as exp. date, premium, term, and payment schedule. You also have a remark field.

You can search the files by any field, and CRS supports a powerful 'sieve' search to provide you with all the information you need to increase insurance sales. CRS comes with two(2) users manuals, one for the owner, and one for office personnel! (minimal system: one drive, 40K RAM starting 2000H) \$250.00 (manual: \$40.00)

TEXT PROCESSORS

TFS - Text Formatting System. At last a full featured text processor for NorthStar that you can rely on! TFS has left & right margin justification, page numbering, chaptering, page headings, centering, paged output & MORE. Supports powerful text manipulations including: global & local 'search and change,' file merges and block moves. This means that you can restructure your text file at any time to look the way you want it to, you can even 'chain' files together from disc for documents larger than your current memory.

TFS is completely 'load and go' therefore you can start using it at once. You get two(2) users manuals: one is a Quick Start manual to get you going in minutes, the other is an in depth study of TFS. (TFS requires RAM from 0000H to 2000H) \$75.00 (manual only: \$20.00)

ASSEMBLERS

ARIAN - A complete 8080 assembler that interfaces directly to your DOS. ARIAN is completely 'load and go'. Features include: dynamic file and RAM allocation, custom disc and RAM command capability, several library routines directly accessible by the user. Also, a complete text editor, and system executive. ARIAN is both powerful and easy to learn and use; it is an assembler that you can grow with. Comes complete with a 51 page users manual (ARIAN requires RAM from 0000H to 2000H) \$50.00 (manual alone: \$10.00)

ARIAN Utility Package - Several disc based utilities. Includes a complete DEBUG Package: \$50.00

PROGRAMMING LANGUAGES

'Tiny' PASCAL - This is the famous Chung/Yuen 'Tiny' PASCAL. FAST - ELEGANT - STRUCTURED. Local and global variables plus procedure and function independence make 'Tiny' PASCAL great for high speed applications. Compiles to 8080 code that executes up to 25 times faster than BASIC. You also receive SOURCE to 'Tiny' PASCAL written in PASCAL. This means that you can compile the compiler! Add features, relocate, etc. (you will need 36k to do this) \$40.00

UTILITIES

DEBE - (Does Everything But Eat!) This is a must for NorthStar users. You can: COMPACT & EXPAND BASIC programs. Compacting removes un-necessary spaces and remarks. This saves memory and makes for programs run faster. Expanding puts them back again.

Cross-reference BASIC programs by variables and transfer statements.

Global substitutions of variable names in BASIC programs.

Formatted print outs of BASIC programs as well. \$40.00





**SPECIFY SINGLE OR DOUBLE DENSITY
ALL ORDERS PREPAID OR C.O.D.
ILLINOIS RESIDENTS ADD 5% SALES TAX**

SUPERSOFT
P.O. Box 1628
Champaign, IL 61820
(217) 344-7596

68 MICRO JOURNAL™ ★

**Months ahead of all others with
6800/09 articles & new products**



Crunchers Corner — Bryant (A monthly programming tutorial) * **Flex™ to BFD** — Puckett * **Tiny Music** — Thompson * **Semiconductor, Part 1** — Kinzer * **Soup Up Your TVT** — Pass * **Hints & Kinks** — fixes (soft & hard) * 50 pages plus Each Month!

Crunchers Corner — Bryant * **A Look at the SWTPC CT-82** — Ferguson * **6800 Relative Branch Calculation (Hand)** — Berenbon * **Relative Calculator (Machine)** — Heatherington * **Maillist (Disk)** — Lilly * **Modems** — Schuman * **Semiconductor - Part 2** — Kinzer * **Locate** — Pigford * **A20 MA, Printer-SWTPC** — Perdue * **AS-50 Monitor Board** — Pentecost * **TSC Basic for 6800** — Shirk * Plus Much-Much More!

Crunchers Corner — Bryant * **A Case for the Small DOS** — Mauch * **MF-68 Motor Fix** — Sorrels * **Transfer (FLEX 1 to 2 or 5)** — Womack * **6800 Delay** — Berenbon * **Make Like a 6809** — Feintuch * **Games (Basic)** — Harmon * **Boot (Flex-BFD)** — Puckett * **Freeze Display (SSB)** — Johnson * **Paper Tape Reader** — Adams * **FLEX™ Fixes and Much More!**

MAGAZINE COMPARISON

(2 years)					
Monthly Averages					
6800 Articles					
KB	BYTE	CC	DOBB'S	TOTAL PAGES-	
7.8	6.4	2.7	2.2	19.1 ea. mo.	
Average cost for all four each month: \$5.88					
(Based on advertised 1-year subscription price)					
'68' cost per month: \$1.21					
That's Right! Much, Much More for About 1/5 the Cost!					
EFFECTIVE SEPT. 1, 1979					
1-Year	\$14.50	2 Years	\$26.00	3 Years	\$36.50

OK, PLEASE ENTER MY SUBSCRIPTION

Bill My: Master Charge — VISA

Card # _____ Exp. Date _____

For 1-Year 2 Years 3 Years

Enclosed: \$ _____

Name _____

Street _____

City _____ State _____ Zip _____

My Computer Is: _____

68 MICRO JOURNAL
3018 Hamill Road
HIXSON, TN 37343

FOREIGN ADD:
\$9.50 Per Yr. Surface
\$26.50 Per Yr. Air Mail

THE
ONLY
6800/09
USER-ORIENTED
MAGAZINE

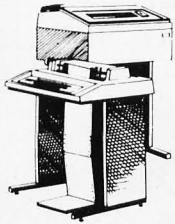
★ MORE 6800 ARTICLES THAN ALL OTHERS COMBINED ★

IMMEDIATE DELIVERY

Domestic & Export

DEC LSI -11 COMPONENTS

A full and complete line with software support available.



Mini Computer Suppliers, Inc.

25 CHATHAM ROAD
SUMMIT, NEW JERSEY 07901
SINCE 1973

(201) 277-6150 Telex 13-6476

Event Queue

In order to gain optimum coverage of your organization's computer conferences, seminars, workshops, courses, etc, notice should reach our office at least three months in advance of the date of the event. Entries should be sent to: Event Queue, BYTE Publications, 70 Main St, Peterborough NH 03458. Each month we publish the current contents of the queue for the month of the cover date and the two following calendar months. Thus a given event may appear as many as three times in this section if it is sent to us far enough in advance.

POB 639, Silver Spring MD 20901.

September 5-8

Info/Asia, Ryutsu Center, Tokyo. This exposition will be devoted to information management, computers, word processing, and advanced business equipment. The exposition will be accompanied by a 4 day conference. Contact Clapp and Poliak Inc, 245 Park Ave, New York NY 10017.

September 8

2nd Annual Microcomputer Faire, Cullen College of Engineering, University of Houston. 70 exhibitors are expected at this computer fair. Contact Dr John L Hubisz, Division Natural Science and Math, College of the Mainland, Texas City TX 77590.

September 12-13

Gateway Computer and Office Systems Expo, Chase-Park Plaza Hotel, St Louis MO. This 2 day event will include a program of exhibits and conferences which will be open to data processing and business professionals. Contact The Conference Co, 60 Austin St, Newton MA 02160.

September 18-20

Wescon/79, St Francis Hotel, San Francisco CA. Contact Electronic Conventions Inc, 999 N Sepulveda Blvd, El Segundo CA 90245.

September 24-26

Minicomputers and Distributed Processing, New York NY. This 3 day seminar will examine the uses, economics, programming and implementation of mini computers. Contact The University of Chicago, Center for Continuing Education, 1307 60th St, Chicago IL 60637.

SEPTEMBER 1979

September 4-6

International Conference and Exhibition on Engineering Software, University of Southampton, England. The aim of this conference is to provide a forum for the presentation and discussion of recent advances in engineering software and to present a state-of-the-art in this field. The exhibition held in conjunction with the conference will cover all software products, services and equipment related to engineering software. Contact Dr R Adey, Engsoft, 6 Cranbury Pl, Southampton SO2 0LG, ENGLAND.

September 4-7

Comcon Fall '79, Capital Hilton Hotel, Washington DC. This 18th Institute of Electronic and Electrical Engineers (IEEE) Computer Society International conference will present the latest developments in microprocessor architecture, support software, operating systems, and peripheral devices. Contact IEEE Computer Society,

APPLE • CENTRONICS • TEXAS INSTRUMENTS
HORIZON • VECTOR GRAPHIC • CROMENCO
• RADIO SHACK • HP • MICROPOLIS • SOROC
• OSI • SWTP • M • IBM • NEC •
PET • DIABLO • HAZELTINE
• HEATH • D • IMSAI •
DEC • PET • • SOL
• WANG • • LSI •



WE'VE GOT YOU COVERED!

Cover Craft Dust Covers protect your hardware and your investment. Save maintenance, downtime and look great. Our Dust Covers come in hundreds of sizes each custom designed to fit a particular model of terminal, CPU, Line Printer, Floppy Disk. They're a proven way to help eliminate dust and dirt accumulation, improve system reliability and save many times the cost in reduced maintenance and downtime. What's more, your **satisfaction is 100% guaranteed.**

Cover Craft Dust Covers are available from your local computer retailer or contact Cover Craft. **\$6.95 - \$9.95**

Can you afford to wait any longer?

COVER CRAFT

P.O. Box 555, Amherst, NH 03031
Telephone (603) 673-8592

September 25

DP User Documentation Workshop, Kansas City MO. The workshop will focus on how to write DP user manuals. Emphasis is on analysis of specific user needs; planning and outlining; and effective writing, illustration and packaging of documentation. Contact Progressive Communications Inc, The Alamo/310, 128 S Tejon St, Colorado Springs CO 80903.

September 25-27

Mini/Micro Conference and Exposition, Convention Center, Anaheim CA. Contact Robert D Rankin, Managing Director, Mini/-Micro Conference and Exposition, 5528 E La Palma Ave, Suite 1A, Anaheim CA 92807.

September 25-27

WPOE '79, San Jose Convener Center, San Jose CA. This show will be dedicated to word processing and office/business equipment, services and materials. Complementing the exhibit will be a 3 day executive conference program that focuses on emerging technologies and their applications in the office. Contact Cartlidge and Associates Inc, 491 Macara Ave, Suite 1014, Sunnyvale CA 94086.

September 25-28

The 3rd Annual Data Entry Management Conference, Hyatt Regency, New Orleans LA. This conference will feature a full schedule of speakers, workshops, panels and vendor exhibits to assist the data entry professional. Contact Data Entry Management Association, POB 3231, Stamford CT 06905.

September 26-29

MIMI '79, Queen Elizabeth Hotel, Montreal, Canada. This symposium is intended as a forum for the presentation and discussion of recent advances in mini and microcomputers and their applications. Special em-

phasis will be given to the theme of the conference "The Evolving Role of Minis and Micros Within Distributed Processing." Contact The Secretary, MIMI '79 Montreal, POB 2481, Anaheim CA 92804.

September 28-30

Northeast Personal and Business Computer Show, Hynes Auditorium, Boston MA. Displays and exhibits will showcase microcomputers and small computer systems of interest to businesspeople, hobbyists, professionals, etc. Lectures and seminars will be presented for all categories and levels of enthusiasts, including introductory classes for novices. Contact Northeast Exposition, POB 678, Brookline MA 02197.

OCTOBER 1979

October 1-3

2nd Annual Symposium on Small Systems, Hilton Inn, Dallas TX. The symposium will consist of a blend of paper and panel discussions with major emphasis on microcomputer applications. Both hardware and software topics presenting state-of-the-art and state-of-the-industry aspects will be included. Contact Gerald Kane, Southern Methodist University, Dallas TX 75222.

October 2-4

NEPCON Central '79, O'Hare Exposition Center, Rosemont IL. This 10th annual exhibition and conference of electronic and microelectronic packaging and production equipment will feature displays of electronic and microelectronic materials, hardware, tools, supplies and test instruments. Contact Industrial and Scientific Conference Management Inc, 222 W Adams St, Chicago IL 60606.

October 14-17

International Data Processing Conference and



**CY-480
UPC™:
THE WORLD'S
ONLY SINGLE CHIP
LSI UNIVERSAL PRINTER
CONTROLLER. NOW ONLY \$25.00!**

The CY-480 UPC™ ... providing the kind of service and special features others don't!

And that means for off-the-shelf low prices, the CY-480 provides great flexibility and easy interfacing. Cybernetic Micro Systems' amazing CY-480 will control and interface standard 5" x 7" dot matrix printers (including those from Victor, LRC, Practical Automation and Ampere) with speeds up to 200 CPS! Operating from a single +5V power supply, the flexible CY-480 will interface easily with any microcomputer or minicomputer system through standard 8-bit ports. The CY-480 accepts either serial (RS232C) or parallel ASCII input from the host system's data channel.

The CY-480 replaces bulky, expensive, dedicated controllers.


This small, single LSI package offers a 5 x 7 dot matrix character generator, full upper and lower case ASCII 96-character font, and a 48-character (expandable by daisy-chaining) internal line buffer storage. Standard features include a 10, 12 or 16 characters/inch variable character density command, and horizontal and vertical independently expanded print command. The CY-480 provides graphic capability and includes a "flip-print" operating mode for 180° viewing, and ready lines provide full asynchronous communications with handshaking.

Stock delivery ... only \$25 a single unit ... send for YOURS today!

CYBERNETIC MICRO SYSTEMS
2378-B Walsh Ave., Santa Clara, CA 95050
Phone (408) 249-9255.

VISA and
MASTER CHARGE accepted.

**From S-100 to
IEEE-488**



**P&T-488 + S-100 computer = Intelligence
for your Instrumentation System**

The P&T-488 permits an S-100 computer to operate as a talker, listener, or controller on the IEEE-488 instrumentation bus for less than half the cost of calculator-based systems. Software packages which give access to the 488 bus from high level languages such as BASIC are available for CP/M, North Star DOS /BASIC, and Cromemco CDOS. Or "roll your own" system with the custom system package of assembly language drivers. P&T-488, assembled and tested, + any software package: \$400 (domestic USA)



PICKLES & TROUT
P.O. BOX 1206, GOLETA, CA 93017, (805) 967-9563



**BET,
YOU DIDN'T KNOW!**

OAE'S new **PP-2708/16** PROM Programmer is the *only* programmer with all these features:

- Converts a PROM memory socket to a table top programmer: No complex interfacing to wire—just plug it into a 2708 memory socket*
- A short subroutine sends data over the address lines to program the PROM
- Programs 2 PROMS for less than the cost of a personality module. (2708s and TMS 2716s)
- Connect 2 or more in parallel — super for production programming
- Complete with DC to DC switching inverter and 10

turn cermet trimmers (for precision pulse width and amplitude alignment)

- All packaged in a handsome aluminum case

PP-2708/16 .. A & T \$325.

PP-2716 (Programs Intel's 2716) A & T \$295.

OAE
Oliver Advanced Engineering, Inc.
676 West Wilson Avenue
Glendale, Calif. 91203
(213) 240-0080

*Pat's Pending

Business Exposition, Town and Country Hotel, San Diego CA. Contact Data Processing Management Association, 505 Busse Highway, Park Ridge IL 60068.

October 15-18

6th Information Management Exposition and Conference, New York Coliseum, New York NY. Contact Clapp and Poliak Inc, 245 Park Ave, New York NY 10017.

October 15-19

CPEUG 79, San Diego CA. This is the 15th meeting of the Computer Performance Evaluation Users Group sponsored by the National Bureau of Standards. Contact Judith G Abilock, The MITRE Corp, Metrek Div, 1820 Dolley Madison Blvd, McLean VA 22102.

October 16-18

Understanding and Using Computer Graphics, Washington DC. This course is for people who are now using, or making decisions about using computer graphics and its role in their organization. It will describe computer graphics, explain what hardware and software systems are available and give cost and performance comparisons. Contact Frost and Sullivan, 106 Fulton St, New York NY 10038.

October 20-21

4th Annual Tidewater Hamfest-Computer Show-Flea Market, Cultural and Convention Center, Norfolk VA. Contact TRC, POB 7101, Portsmouth VA 23707.

October 21-23

New York State Association for Educational Data Systems Annual Conference, Granit Hotel, Kerhonksen NY. The theme of this conference is "Instructional Computing - Hardware/-Software/Courseware." Contact Mary E Heagney, 9201 Shore Rd, Brooklyn NY 11209.

October 22-24

The Association of Computer Programmers and Analysts 9th Annual Conference, Washington DC. The general theme of this conference is "Preparing Today for Tomorrow's New Technologies." Suppliers of software packages and computer services have been invited to describe and present their products in a series of structured presentations. Other sessions will cover trends in system technology and new methodologies for sharpening the professional skills of both systems analysts and programmers. Contact DBD Systems Inc, 1500 N Beauregard St, Alexandria VA 22311.

October 22-24

Computers in Aerospace Conference II, Hyatt House Hotel, Los Angeles CA. The conference theme, "Computer Technology for Space and Aeronautical Systems in the 80s," will be carried out by a series of panels, invited presentations, and contributed papers which will bring computer system technologists together with specialists in the application of embedded computers in space and aeronautics. Contact American Institute of Aeronautics and Astronautics, 1290 Ave of the Americas, New York NY 10019.

October 22-25

ISA/79, O'Hare Exposition Center, Chicago IL. The conference theme, "Instrumentation for Energy Alternatives," will emphasize current practices in instrumentation design and implementation. Contact Instrument Society of America, 400 Stanwix St, Pittsburgh PA 15222.



October 22-26

Pascal Programming for Mini and Microcomputers, Ramada Inn, Woburn MA. Sponsored by the Polytechnic Institute of New York and the Institute for Advanced Professional Studies, this workshop will

Main/Frames from \$200

Main/Frames from \$200

- 14 Basic Models Available
- Assembled & Tested
- Power Supply:
8v@15A, ± 16v@3A
- 15 Slot Motherboard (connectors optional)
- Card cage & guides
- Fan, line cord, fuse, power & reset switches, EMI filter
- 8v@30A, ± 16v@10A option on some models



8" Floppy Main/Frame (includes power for drives and mainframe) from \$365

Write or call for our brochure which includes our application note:
'Building Cheap Computers'

INTEGRAND

8474 Ave. 296 • Visalia, CA 93277 • (209) 733-9288
We accept BankAmericard/Visa and MasterCard

include application examples, lectures, informal sessions with the instructor, as well as individual and group programming sessions. Contact Professor Donald D French, Institute for Advanced Professional Studies, One Gateway Ctr, Newton MA 02158.

October 28-30
The 10th North American Computer Chess Championship, Detroit Plaza, Detroit Michigan. Sponsored by the Association for Computing Machinery, this is a 4 round Swiss style tournament with the 1st 2 rounds to be played on October 28th (1 PM and 7:30 PM), the 3rd on October 29th (7:30 PM) and the final round on Tuesday, October 30th (7:30 PM). Contact Monroe Newborn, McGill University, School of Computer Science, 805 Sherbrooke St W, Montreal PQ, CANADA H3A 2K6.

NOVEMBER 1979

October 29 - November 2
Applied Interactive Computer Graphics, University of Maryland, College Park MD. This course is designed to cover the most important facets of graphics that are necessary to develop general graphic applications. Systems considerations are stressed, including configuration selection criteria and the pros and cons of off-the-shelf software. The most important factors and techniques are described for hardware, software and geometric modeling. Contact UCLA Extension, 10995 Le Conte Ave, Los Angeles CA 90024.

October 30 - November 1
Interface West, Anaheim Convention Center, Anaheim CA. This 3rd annual West Coast small computer and office automation systems conference and exposition will feature over 100 company exhibits and 60 conference

sessions covering a variety of data processing, word processing, data communications, management hardware, software and service topics. Contact the Interface Group, 160 Speen St, Framingham MA 01701.

November 5-8
Electronics Production Engineering Show, Kosami Exhibition Center, Seoul Korea. This international industrial exposition will be devoted to the needs of manufacturers of electronic products in Korea. Contact Expoconsul, Clapp and Poliak International Sales Div, 420 Lexington Ave, New York NY 10017.

November 6-8
Midcon/79 Show and Convention. O'Hare Exposition Center and Hyatt Regency O'Hare, Chicago IL. Contact Electronic Conventions Inc, 999 N Sepulveda Blvd, El Segundo CA 90245.

November 6-8
Institute of Electronic and Electrical Engineers (IEEE) 3rd International Conference on Computer Software and Applications, The Palmer House, Chicago IL. Contact IEEE Computer Society, POB 639, Silver Spring MD 20901.

November 6-8
3rs Digital Avionics Systems Conference, Fort Worth TX. This conference will probe the expectations and challenges of the digital revolution in avionics systems. Contact John C Ruth, Technical Program Chairman, POB 12628, Fort Worth TX 76116.

November 12-14
Computer Cryptography, The George Washington University, Washington DC. The objective of this course is to provide each participant with a working knowledge of the use of cryptography in computer applications. Contact Continuing Education, George Washington University, Washington DC 20052. ■



BOOT-STRAP

TURN ON YOUR TRS-80 DISK SYSTEM AND GO RIGHT INTO YOUR BASIC PROGRAM—YOUR TRS-80 WILL LOAD AND RUN PROGRAMS—BY ITSELF! Yes, with this unbelievable program your computer will take command of itself whenever power-on or reset is pressed. Go from DOS all the way into your Basic program, execute DOS or Basic commands, load and execute any machine-language programs or subroutines you need (such as printer drivers, machine language sorts, etc.), set your file buffers and memory size, then run any Basic program you want, without lifting another finger! **BOOTSTRAP's** custom files make turn-key end-user applications simple! Requires disk system, works with DOS 2.1, 2.2 and NEWDOS, completely documented for easy implementation. **\$15.95**

PRACTICAL APPLICATIONS™ (415) 592-6633
 1313 Laurel St., Suite 15, San Carlos, CA 94070

- Please send me TRS-80 BOOTSTRAP (\$15.95 each enclosed. Calif. residents add tax).
- Send your catalogs.

Name _____

Address _____

City _____ State _____ Zip _____

TRS-80 is a trademark of Tandy Corp.

B979

OMNICOMPUTER PRODUCTS

S-100 • TRS-80 APPLE • PET ADD-ONS



SPEECH SYNTHESIZER

Quality, intelligible natural sounding **COMPUTALKER Speech Synthesizer**, a proven superior product since 1976, comes complete with Load'N'Go software, user documentation and source programs.

CT-1	S-100 Bus Plug-In.....	\$495
CT-1T	TRS-80 add on w/interconnect to self contained enclosure.....	595
CT-1A	Apple add on w/interconnect to self contained enclosure.....	595
CT-1P	Pet add on w/interconnect to self contained enclosure.....	595

FLEXIBLE DISK DRIVES

Quality single or dual headed single or multi-drive configurations. Interconnects to self contained enclosures. Load'N'Go software and cable interconnects available when required.

35/40 TRACKS		Dual Sided
Flip Sided		
40F1 Single Drive \$400		40D1 Single Drive \$500
40F2 Two Drives \$700		40D2 Two Drives \$800
40F3 Three Drives \$990		40D3 Three Drives \$1090

ALL PRODUCTS

Fully Warranted - Sold Direct - Shipped Direct from Stock. Please contact us for prompt, personal, professional service.

DIAL (714)

NO.1 OMNI

(714) 661-6664

32422 Alipaz St., San Juan Capistrano, CA 92675

"THE ORIGINAL"

Personal Computing 79

**Plan Now to attend
the best Personal
Computing show ever.**

**Friday, Saturday, Sunday
October 5-6-7th
Philadelphia Civic Center
Philadelphia, Pa.**



Don't be confused — Other shows are copying us but they cannot equal us. We are the Original Personal Computing Show. Now in our Fourth Year.

PC 79[®]

FEATURING:

Major Exhibits
from the
Leading Companies

•
Personal Computing College
with 80 Hours of
Free Seminars by the
Industry's Leading Speakers

•
Major Emphasis
on
Software Exhibits

•
2nd Annual
Computer Music Festival
Bigger! Better!

•
Antique
Computing Devices
on Display

•
See All the Latest
Hardware

•
Business Systems
and
Business Software

For more information and a
Free subscription to our "PERSONAL
COMPUTING" newspaper, send
your name and address to:

PERSONAL COMPUTING 79

Rt. 1, Box 242 • Mays Landing, N.J. 08330 • 609/653-1188

Industry TRADE SHOW on October 4th

For exhibiting information please call or write.

"THE ORIGINAL"

Personal Computing 79

EXHIBIT DATES & TIMES

FRIDAY
OCTOBER 5 9 A.M. to 6 P.M.

SATURDAY
OCTOBER 6 9 A.M. to 6 P.M.

SUNDAY
OCTOBER 7 10 A.M. to 5 P.M.

REGISTRATION

at the door includes admission to all seminars.

- 3 days — October 5, 6, 7 \$10.00
- Single day \$5.00

DEALER DAY

Thursday, October 4

also includes October 5, 6, 7 \$15.00

For Dealers, Purchasing Agents, Industry Reps, Industry Officials only.

HOTEL ACCOMMODATIONS

Nearby

HILTON

Single \$46, Double \$56 ■ 215-387-8333

HOLIDAY INN

Single \$40, Double \$46 ■ 215-387-8000

Downtown

PENN CENTER

Single \$36, Double \$41 ■ 800-523-0909

BEN FRANKLIN

Single \$32-\$39, Double \$40-\$47 ■ 215-922-8600

P.C. '78 PHOTOS BY MARJ KIRK

2nd annual PERSONAL COMPUTER MUSIC FESTIVAL

Saturday evening, October 6, 1979.

Harrison Auditorium, Univ. of Pennsylvania, which is 1 block from the Philadelphia Civic Center. Doors open at 6:30 P.M.

Featuring: Live demonstrations and performances by leading computer musicians.

A stereo record from last year's music festival will be on sale at the show.

Daytime seminars and demonstrations at the Philadelphia Civic Center all day on Saturday, Oct. 6th, during the Personal Computing Show. 800 Tickets will be on sale Friday and Saturday from P.A.C.S. at The Philadelphia Civic Center during the Personal Computing show and at Harrison Auditorium.

The Personal Computer Music Festival is sponsored by the Philadelphia Area Computer Society. For more information contact them at: P.O. Box 1954, Philadelphia, PA 19105.



New product demonstrations



Speaker, David Ahl, Creative Computing magazine



REMEMBER: Monday, Oct. 8th, is Columbus Day,

which gives an extra day to travel home.



The AMSAT-GOLEM-80

Joe Kasser
11532 Stewart Ln
Silver Spring MD 20904

The AMSAT-GOLEM-80 Micro-computer Project provides a means for a group or club to put together an S-100 bus microcomputer in a relatively inexpensive manner. It is a modular system of hardware and software that can be built as a stand-alone system or superimposed on an existing S-100 machine. It is designed to be expandable and affordable. Many people who belong to micro-computer clubs, or who are learning about microprocessors, would like to own a microcomputer. However, they may not want to make the initial investment of \$500 to \$1500 for the basic hardware. The AMSAT-GOLEM-80 is designed to be built in stages, as finances allow. Each stage of the AMSAT-GOLEM-80 is functionally complete and can verify the performance of the next stage. It is capable of incorporating any S-100 card, contains a powerful debugging software package (AMS-80 version 5.7), and the I/O (input/output) interface handlers for your system. It is designed to be flexible and easily customized to fit your requirements. This is recommended as a group project for 3 reasons: 1) to take advantage of bulk discounts in the purchase of hardware; 2) knowledgeable individuals are available to help others; and 3) test equipment can be shared.

The order of construction is logical. Sections can be built and used to check out subsequent sections. Thus, a sequence of construction could be to build the cabinet and front-panel power supply, motherboard, console I/O card, programmable read-only memory card, programmable mem-




Photo 1: The AMSAT-GOLEM-80 prototype computer.

ory card (1), and processor card. At this level the basic AMS-80 program can be executed. The order of construction can be varied depending on the individual constructor's preference. The group can also build separate parts, put them together to get 1 machine working, then have the members build their own parts at their own pace.

This technique of construction may not be the cheapest in the long run, but it is in the short run. It also allows nearly instant results, since the machine is doing something almost as soon as construction is begun. This is psychologically important, considering the amount of money involved. It is difficult to decide which system is the cheapest in the long run. Building a microcomputer can be an open-ended drain on your finances because you will probably keep adding new memory and I/O peripherals.

System Basics—Hardware

The hardware is standard S-100 bus circuit cards, but any Z80/8080 processor card, memory card, or I/O card may be used. Circuitry is available for a hardware front panel. This operates by putting the processor in the "hold" state and then taking over control of the bus lines. Memory and I/O ports can be exercised and checked out. A single-step feature is offered, as is jump start or boot start to a software monitor program. Several unique circuits are available for amateur radio use (eg: satellite tracking).

Software

The AMSAT-GOLEM-80 project is designed for active experimenters. It is expected that some machine-language programming will be performed on each machine. Thus, a full and expandable operating debug or

monitor package is available. This program AMS-80 is a much improved and expanded version of AMS-80 which was first published in the September 1976 issue of BYTE. Apart from the usual memory and register examine/change features, it incorporates direct I/O operations, a disassembler mode, and keyboard-interruptible console operations. A list of the commands is shown in table 1. All I/O drivers are contained within AMS-80, devices can be configured in software, and all I/O devices are accessed via a jump table. All utility routines used within the monitor are also available via jump tables, as shown in table 2. The hexadecimal base address is F000 and the I/O driver section of the jump table is compatible with the Technical Design Laboratory's Z80 monitor.

Also available is a floating-point math pack (Intel software library version relocated), a floating-point interpreter; a macro-organized pseudo high-level language using a floating-point stack, and operating through the math pack and various other software, including radio teletypewriter (RTTY) reading programs which are mainly suited for amateur radio applications. Patches for commercially available software (but not the actual software) are also available. These patches include Processor Technology 5 K BASIC and North Star's disk operating system.

The Power Supply

The power supply is 1 of the 2 single-point failure points in the system (the other is the processor). If it fails, the system is down. Thus, it should be overrated, cooled, and have a little spare capacity on hand. It should be capable of at least the following performance: 8 to 10 V at 10 to 20 A, 16 to 18 V and -16 to -18 V at 2 A. The supply can be unregulated because each S-100 card carries voltage regulators as required. Use plenty of fuses; put 1 in the AC line and 1 in each of the DC supplies, as shown in figure 1. If you wish to add crowbar circuits, over-voltage protection, or shut-down circuits, that's fine.

The Cabinet

The cabinet is the part of the

```

A PRINT (MEMORY) IN ASCII
B *
C CONFIGURE I/O (INPUT/OUTPUT) DEVICE
D DISPLAY (MEMORY) IN HEXADECIMAL
E WRITE END OF FILE RECORD TO TAPE
F FILL (MEMORY) WITH CONSTANT
G GO TO LOCATION AND EXECUTE
H HEXADECIMAL MATH (SUM AND DIFFERENCES)
I INPUT FROM PORT TO CONSOLE
J *
K *
L PRINT (MEMORY) IN ASSEMBLY LANGUAGE
M MOVE BLOCK OF (MEMORY)
N PUNCH 6 INS LEADER TAPE
O OUTPUT TO PORT FROM CONSOLE
P SCAN TAPE
Q *
R READ TAPE
S EXAMINE/CHANGE (MEMORY)
T PUT HEADER ON TAPE
U DISPLAY I/O CONFIGURATION
V VERIFY PROGRAMMABLE MEMORY BLOCK WORKS
W WRITE TO TAPE
X EXAMINE/CHANGE (REGISTERS)
Y *
Z *

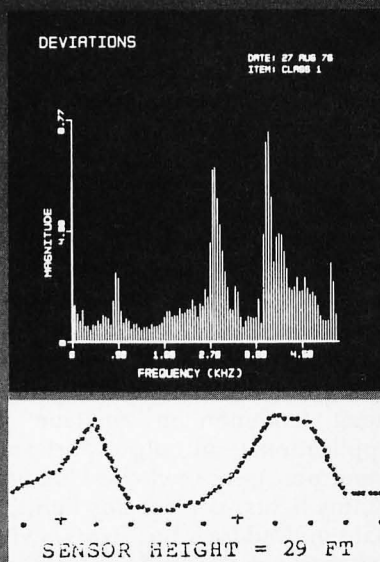
```

*Not assigned as yet.

Table 1: AMS-80 version command list, version 5.7. Details of the operation of the commands are given in the description of AMS-80.

Interactive Computer Graphics Software.

For Microsoft and DEC* Fortran



The above graphs are examples of the GSP. The top graph was made on a X-Y-Z self-refreshed display. The bottom graph was made on a Diablo® 1620 printer.

COMPCO's Interactive Computer Graphic Subroutine Package (GSP) is now available for small computer systems. The subroutine package will drive many different devices ranging from standard CRT terminals to incremental plotters, and even high speed self-refreshed raster scan displays. The complete package is written in standard Fortran IV, making it portable to all computers, including mini and micro systems.

The entire set of over 20 subprograms, including drivers for a CRT terminal and a Diablo 1620 printer, sells for \$400. Drivers for other devices may be added.

*Trademark of Digital Equipment Corp.

Compco

8705 North Port Washington Road
Milwaukee, Wis. 53217 414/351-3404
COMPUTER SPECIALISTS

**THE WORLD'S FIRST
ALL SOLID STATE
VIRTUALLY
INDESTRUCTIBLE
FULLY ENCODED
KEYBOARD.
JUST \$75.**



**INTRODUCING THE TASA MODEL 55
ASCII KEYBOARD.**

Imagine. A full capability, 128 position keyboard without a single moving part. Simply touch its surface and sophisticated electronics instantaneously transmit information to your computer.

Imagine further. This state-of-the-art keyboard provides a TTL output that is fully encoded, verified, processed, and de-bounced on a 6-position, dual-sided card edge connector. Ready to plug in and operate.

**IF THE PRICE SOUNDS UNBELIEVABLE,
REMEMBER WHAT SINGLE-CHIP TECHNOLOGY
DID FOR THE CALCULATOR.**

The secret of the TASA keyboard's powerful performance and low price is fully integrated single-chip circuitry. Because there are no mechanical keys or flex switches to move up and down, all the electronics can be completely sealed inside the tough polycarbonate case. This makes the TASA keyboard virtually indestructible and immune to spills and rough handling.

And since there are no moving parts, your TASA keyboard should have the same trouble-free life expectancy as a silicon chip.

HERE ARE A FEW STATE-OF-THE-ART FEATURES:

- Full 8-bit ASCII output and continuous strobe.
- Low power: 18 V DC, 35 mA, built-in regulator.
- Parallel output: active pull-down, direct TTL compatible (one load), open collector type.
- Dimensions: 15"Lx6.25"Wx0.325" thin.
- Easy hook-up to any system, including the Apple computer.

ALSO AVAILABLE:

The Model 16-A, a 16-key alphanumeric fully encoded, solid state 4x4 keyboard for use as a companion to the Model 55, or as a stand-alone data entry unit.

TRY THE TASA KEYBOARD FOR 10 DAYS.

Enclose payment with the order form. Connect the TASA keyboard to your computer and use it for 10 days. If you don't agree that this keyboard is worth many times the price, simply return it to us. Your money will be refunded in full.

PLEASE SEND THE FOLLOWING:

- TASA Model 55 ASCII keyboard... \$75.
- TASA Model 55 with stand and connector \$93.
- TASA Model 16-A keyboard \$55.

Add \$4. for shipping and handling.
Enclosed is my check or M.O. for \$ _____
or Mastercharge/VISA # _____
expires _____

NAME _____
ADDRESS _____
CITY _____ STATE _____ ZIP _____
KML MARKETING, INC.
P.O. BOX 1237 LOS ALTOS, CA 94022

AMS80:	ORG 0F000H	; <R>
	JMP CUSTOM	; START OF SOFTWARE
	JMP CONSI	; CONSOLE TO <A>
	JMP RDR	; READER TO <A>
	JMP CONSO	; <C> TO CONSOLE (ASCII)
	JMP PUNCH	; <C> TO PUNCH (ASCII)
	JMP LIST	; <C> TO LIST (ASCII)
	JMP CSTS	; TEST CONSOLE STATUS
	JMP IOCHK	; DETERMINE I/O (INPUT/OUTPUT) CONFIGURATION
	JMP IOSET	; SET I/O CONFIGURATION
	JMP MEMCK	; FIND TOP OF USER AREA (PROGRAMMABLE MEMORY)
	JMP RESTART	; BREAKPOINT ENTRY
		; ENTRY POINTS
	JMP START	; REENTER BMS-80
	JMP BEGIN	; BYPASS CUSTOMIZING AREA
		; CONSOLE ROUTINES (INDIVIDUAL)
	JMP CHIN	; CONSOLE INPUT AND ECHO
	JMP CONSA	; <A> TO CONSOLE
	JMP TCSTS	; GOTO MON IF CONSOLE INTRPT
	JMP TCRET	; OUTPUT CR/LF
	JMP AOUT	; <A> TO CONSOLE
	JMP THXB	; OUTPUT <A> (HEXADECIMAL-2 DIGITS)
	JMP THXW	; OUTPUT <H/L> (HEXADECIMAL-4 DIGITS)
	JMP MSG	; OUTPUT TEXT
	JMP PCHK	; TEST FOR NULL INPUT CHAR
	JMP CONSB	; TO CONSOLE (ASCII)
		; PUNCH ROUTINES
	JMP PHXB	; <A> TO PUNCH (HEXADECIMAL)
	JMP LEAD	; PUNCH 6 INS LEADER TAPE
	JMP PCRET	; OUTPUT CR/LF TO PUNCH
	JMP PHXW	; OUTPUT H/L TO PUNCH
	JMP POB	; TO PUNCH (ASCII)
		; LIST ROUTINES
	JMP LHXW	; OUTPUT H/L TO LIST
	JMP LHXB	; <A> TO LIST (HEXADECIMAL)
	JMP LCRET	; OUTPUT CR/LF TO LIST
	JMP LOB	; TO LIST (ASCII)
		; UTILITY ROUTINES
	JMP CONV	; CONVERT HEXADECIMAL TO ASCII
	JMP NIBBLE	; CONVERT ASCII TO HEXADECIMAL
	JMP DONE	; TEST FOR COMPLETION
	JMP TIMER	; DELAY
	JMP SDEHL	; HL-DE
	JMP LOCMB	; LOCATE CONTROL BYTE IN PROGRAMMABLE MEMORY BLOCK
	JMP IRST	; RESET INTERRUPTS
	JMP BACON	; BAUDOT TO ASCII CONVERSION
	JMP ASCBD	; ASCII TO BAUDOT CONVERSION
	JMP \$; SPACE FOR PATCHES
	JMP \$	

Table 2: AMS-80 interface jump table. The individual routines are discussed in detail in the description of AMS-80.

system that your friends will see and admire. It should look presentable. The number of switches and lights on the front panel has been the subject of numerous debates. Those which are necessary are a power on/off switch, a boot switch, and a reset switch. If you are doing a lot of I/O programming (common in amateur radio applications), an output port and an input port (sense switches) are useful. Status lights, control bus lights, and data and address bus lights/switches are optional. One full hardware tester panel should be built within each group if no known working system or other method for troubleshooting the hardware is available. The prototype

shown in the photograph contains the full hardware tester panel circuit and is built separately from the power supply. This has the advantage of portability.

The Front Panel Interface

This card interfaces the front panel switches and displays to the S-100 bus. It is used when first building the system to check out the operation of the individual cards. Once AMS-80 is running, its usefulness is diminished until a hardware failure occurs that leaves the system up, but inhibits the processor from working properly (eg: a bus buffer or data-bit failing). The controls on the front panel will then


The Data Duo. From DTC.

Excellent delivery time for metal Daisy wheel.

8-page memory available.

Watch for our 200cps printer version.

Multi-user microcomputer available.



What you see is what you get.

Our Model 382 Data Terminal lets you manipulate your data-or-words-in-process on an eye-level CRT before you commit printer time to it. The 382 is a truly elegant terminal that integrates video display with a letter quality printer to save you time, paper and consumable supplies.

On the screen you'll see 24 lines of 80 characters, with separate field attribute characters. And in memory, ready to scroll up or down into view, are four full pages (96-lines). You can even store eight full pages if you don't need the field attribute symbols.

Distributor information available.

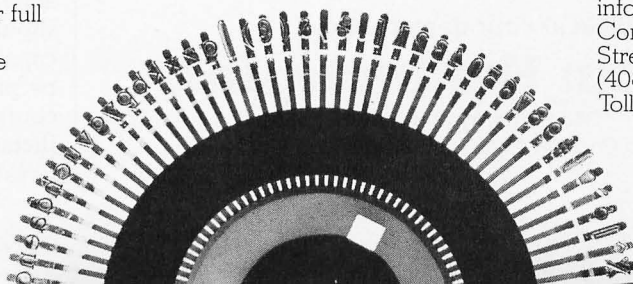
The Data Daisy, too.

The DTC 382 is also the first system you can buy that has the **full ASCII 96-character metal print wheel**, our Data Daisy. Crisp clarity, long-lived metal, and a full 96-character set! Just what dp and communications people have been asking for. Purchase or full maintenance lease pricing is available. Please contact your local dealer or DTC for complete pricing details.

Get one and start enjoying:

- **True proportional spacing**
- **Speeds up to 55 char/sec.**
- **Fast-throughput, automatic reverse typing**
- **Automatic underlining**
- **Shadow printing**
- **1200 baud (burst mode) for printer**
- **9600 baud for video display**
- **RS-232C**
- **Worldwide fast service**

Write, TWX or call for additional information: Data Terminals & Communications, 590 Division Street, Campbell, CA 95008. (408) 378-1112. TWX: (910) 590-2436. Toll free number: (1) 800-538-9779



DTC

BYTE September 1979

185

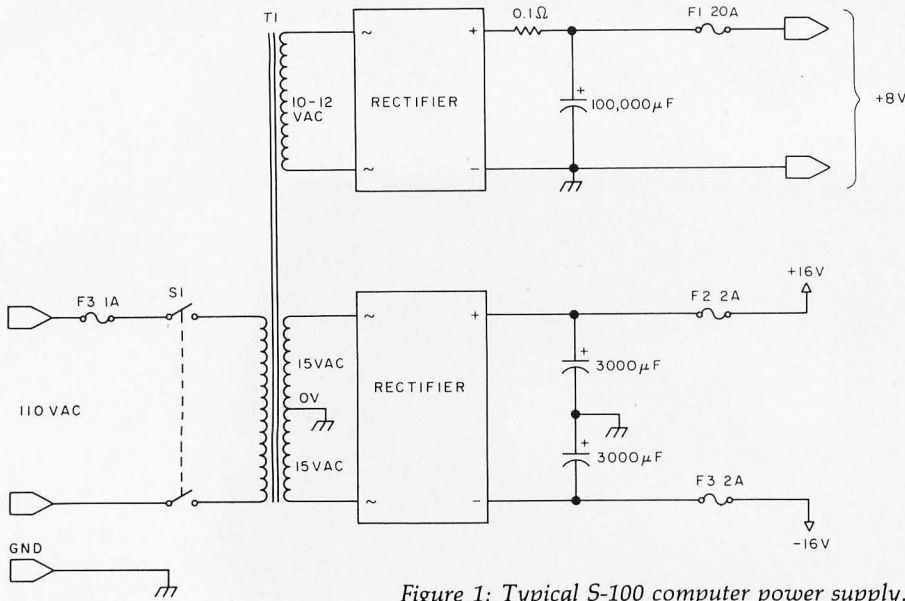


Figure 1: Typical S-100 computer power supply.

allow the problem to be located in a swift manner. When in the *run* mode, the address lights also indicate the location of the software that is being currently executed. This is useful in determining exactly where your program is hung up during debugging.

The Memory

Any S-100 bus programmable read-only memory and programmable memory card can be used. However, if you are using a card that places a limit on the time period that it can be addressed continuously (ie:

one using dynamic programmable memories), you will have to modify the select signals from the front-panel interface card to convert these signals in a pulsed mode (gate the clock into the control signals). Shop around for a good group buy. AMS-80 requires at least 4 K bytes of programmable read-only memory. You may want to put additional software in programmable read-only memory.

The 8080 can access 64 K bytes of memory. Since most personal systems do not contain a full 64 K bytes of memory, and 8080 software is non-relocatable by virtue of its absolute mode-addressing capability, several manufacturers have put out software modules at fixed allocations. The Radio Amateur Satellite Corporation (AMSAT) has developed a memory map for software, thus making all user written software compatible. Using the expandable idea, basic software can be executed in minimal memory systems. The memory assignment map is shown in table 3.

The main user memory area is upward expandable from location 0. No matter how much memory is available, software will run if written for low locations. Hexadecimal 0100 is a good starting location so that the interrupt service area is not overwritten by your customized software.


As home systems are assembled, they tend to fall into 1 of 2 distinct configurations. There is the floppy disk system, having much programmable memory and a minimal amount of programmable read-only memory in which programs are stored on disks and down-loaded into user memory for execution. The second type is the erasable read-only memory (EROM) based system. EROMs and EROM cards are relatively inexpensive. Programs can be stored in EROM and executed via AMS-80. This type of system contains less user memory than the floppy disk system. Since EROM cards come in 16 K-byte blocks, it is desirable that such a block be incorporated in the AMSAT-GOLEM-80 system. This allows for interchangeability and redundancy. For added flexibility, the chosen card should have user memory coexistence capability. Thus, a group system can be put together out of both types of configuration, with minimal conflicts. This block is located between hexadecimal 8000 and BFFF.

NOW, FROM MOUNTAIN HARDWARE. THE 100,000 DAY CLOCK.™

Put your S-100 Computer on the clock.

A real time clock could double the utility of your computer. Time events in 100μS increments for up to 100,000 days (over 273 years). Program events for the same period with real time interrupts that permit pre-programmed activities to take place... without derailing on-going programs. Maintain a log of computer usage. Call up lists or appointments. Time and date printouts. Time events. An on-board battery keeps the clock running in the event of power outage.

Mountain Hardware also offers a complete line of peripheral products for many fine computers.



Available at your dealer's. Now.

Mountain Hardware, Inc.

300 Harvey West Blvd.
Santa Cruz, CA 95060 (408) 429-8600



The \$15,995* System



*Quantity 1 Price

Are you tired of inadequate floppy systems and overpriced minicomputers? BASIC TIME offers an affordable Minicomputer System with 10MB hard disk storage, printer w/stand and CRT. All complete with desk enclosure.

Since the introduction of our System B-100 in June of this year, we have had an overwhelming response from you, the minicomputer system buyer. The reason for this response is, when it comes down to price, you can't find a much better value nowadays in a Small Business Computer System than what we are offering.

Our Central Processor is a 16-bit, single board unit with 65K bytes of memory, using a 2901 microcomputer to emulate the Data General Nova instruction set.

We offer 10MB of hard disk storage on two disks, one fixed and the other removable, to allow for backing up the system.

The operating system comes complete with Business Basic integrated with a sophisticated file management system. It is easily programmable by first time users and it supports editor and all facilities/utilities to develop business application packages. We also include a variety of subroutines to make development easier.

The system comes with a full function video display terminal that has a standard typewriter keyboard and a 10 key numeric pad. The display screen will display 1920 characters (24 lines of 80 characters).

We have an optional printer that prints letter quality type if your needs are in that area. Included

with that option, at no additional cost, is a word processing package.

We include a General Business software package that consists of: general ledger, accounts payable, accounts receivable, payroll and inventory control. We provide complete software documentation to allow the user to modify it to fit his own needs. There is no charge for the software.

The B-100 is upgradeable for users that require multi-user and multi-tasking capabilities. However, we plan to introduce our System B-200 in November. This system will be capable of multi-user and multi-tasking and it will handle up to four CRT's and printers in any combination.

We have complete Dealer and OEM packages which include: pricing information and Dealer/OEM agreements.

basic time

1215 E. El Segundo Boulevard
El Segundo, California 90245
213/322-4435

FFFF	AMS-80 Custom Area, I/O (input/output) handlers, including VDB-4 software
FC00	AMS-80 Standard Area
F000	Floppy Disk I/O and Bootstrap Loader
E800	
DFFF	4 K-Byte, Programmable-Memory Area for Buffers, etc.
D000	Video-Display Memory Area
CC00	
BFFF	16 K-Byte, Programmable Read-Only-Memory Area (preferably maskable)
8000	User Programmable-Memory-Program Area
0100	Interrupt Service Area, Interfaces, etc.
0010	AMS-80 Programmable-Memory Links
0000	

Table 3: Memory assignment map for the AMS-80.

The block can be used to contain programs that execute in those locations, or copies of programs that execute when moved to programmable memory locations in low memory. This is ideal for programs that need to be executed in user memory, or for storing programs as a backup to the floppy disk unit in case it is not available at a particular time or location, such as a demonstration at a computerfest.

Processor Technology's SOL software is written to reside at hexadecimal C000. It can be placed in that area if desired. The video display programmable memory is located at CC00. This makes it compatible with Processor Technology and SSM.

A programmable memory area is

assigned at hexadecimal D000. This allows the stack to be located outside of the main user area. The buffer areas for cassette I/O can be located in this area, as can any programmable memory-dependent software that is required for your system. AMS-80 is designed to automatically locate the stack in an area of user memory above the video block. It also skips this area when a user program asks for the top of user memory. If no such block exists and the video area is used, AMS-80 will have to be customized to avoid the video programmable memory area during initialization.

The Processor

Any S-100 bus processor card can


be used. Different cards have different features. Some have jump start or bootstrap capability, some have interrupt ports, and some have both. Some are available already built, and others as kits or blank boards. Choose one that suits the needs of your group.

Input/Output

You will need (and AMS-80 is configured for) 4 classes of I/O (input/output) devices, a console, a high-speed data-input device (reader), a high-speed data-output device (punch), and a high-speed, ASCII output device (list). The AMS-80 software allows 4 physical devices to be assigned to each category of I/O device. The assignments are in software and may be changed under program control. Software is provided for a video-display board (Cybercom) as well as a Teletype interface. Audio tape is chosen for off-line program and data storage. A floppy disk drive can be added at will.

All I/O operations are performed on a single character basis, either in or out. Kansas City Standard tones have been chosen as the audio recording standard. There is, however, 1 basic difference between the use of paper and audio tape. Paper tape can be stopped between punches or reads, but audio tape cannot be efficiently stopped. Thus, the audio cassette routines contain "blocking" software that stores the individual characters in a user memory area (preferably between hexadecimal D000 and E800, as shown in table 3). This blocking software is transparent to AMS-80. Software is provided for all I/O to the console or terminal, the punch, reader, or list devices. The routines are located within AMS-80 and are called indirectly via a jump table as shown in table 2. Routines are provided to output ASCII data from either the B or C register, allowing existing commercial software to be patched to operate via AMS-80 with minimal changes. Routines are also provided to output the contents of the accumulator (8 bits) or the H/L register pair (16 bits) in hexadecimal code. Character input routines are also provided. Most of the routines are used within AMS-80.

There are 2 reserved I/O ports within the system. These are front



**It
isn't
in
the
hole**

it's on the doughnut!

INTRODUCING — LOUMAR MANAGEMENT SYSTEMS SOFTWARE

4 programs to give you a comprehensive package for business management

The Loumar General Accounting System is a versatile, fully integrated software package designed for small and medium sized businesses. It is also suitable for CPA's and bookkeeping service firms.

The complete software system is composed of four main modules: GENERAL LEDGER, ACCOUNTS RECEIVABLE, ACCOUNTS PAYABLE AND PAYROLL. Each module may be used separately or in combination with any other module. Supplied on disk as run-time modules. Source not available.

All software is written in CBASIC II and utilizes the powerful CP / M operating system.

General system features include:

Automatic posting to general journal • Strict error detection • Report production on demand • Consistent operating procedures • User oriented. No previous computer knowledge required • Designed by accounting professionals • Comprehensive, well presented reports and manuals • Single or multiple client capabilities.

HARDWARE SPECIFICATIONS

The end user's microcomputer must satisfy the following requirements:

48k RAM

Dual floppy disk system

Printer with tractor. All printing is done in 80 col. format

CRT with at least a 64 character by 16 line display

CP / M and CBASIC II

Write for our brochure — Dealerships still available

Contact: Distributor

PAYROLL: Up to 500 employees — \$550.

ACCOUNTS RECEIVABLE: Up to 1000 customers and 1000 monthly transactions — \$550

ACCOUNTS PAYABLE: Up to 1000 vendors and 1300 monthly transactions — \$400

GENERAL LEDGER: Up to 200 accounts with 2000 entries — \$450

MISSION CONTROL • 2008 WILSHIRE BOULEVARD, SANTA MONICA, CA 90403 • (213) 829-5137

Pin#	Signal
1	Chassis Ground
2	Data From Terminal To Computer
3	Data From Computer To Terminal
4	Control Line #1
5	Status Line #1
7	Signal Return (Ground)
8	Control Line #2
10	+ 18 V Supply
13	- 18 V Supply
17	20 mA Current Loop (+), Terminal To Computer
20	Status Line #2
23	20 mA Current Loop (+), Computer To Terminal
24	20 mA Current Loop (-), Terminal To Computer
25	20 mA Current Loop (-), Computer To Terminal

Note: This is a modified RS-232 Interface. Signal Levels are as follows:
 Mark (Logic 1) = -3 V to -12 V, Space (Logic 0) = +5 V to +12 V.

Table 4: Connections to the serial port interface connector.

1	Chassis Ground
2	Data Port 1 Status Bit
3	Data Port 1 Control Bit
4	Data Port 1 Bit 0 (LSB)
5	Data Port 1 Bit 1
6	Signal Return
7	Ground
8	N/C
9	+ 8 V Raw Power
10	Data Port 2 Bit 6
11	Data Port 2 Bit 7
12	Data Port 2 Status Bit
12	Data Port 2 Control Bit
14	Data Port 1 Bit 2
15	Data Port 1 Bit 3
16	Data Port 1 Bit 4
17	Data Port 1 Bit 5
18	Data Port 1 Bit 6
19	Data Port 1 Bit 7
20	Data Port 2 Bit 0
21	Data Port 2 Bit 1
22	Data Port 2 Bit 2
23	Data Port 2 Bit 3
24	Data Port 2 Bit 4
25	Data Port 2 Bit 5

NOTE: All voltage levels are transistor-transistor logic compatible. The Data Lines are compatible to the MITS convention. Port 1 is configured as an input port and port 2 as an output port if bidirectional I/O port integrated circuits (such as 8255s) are not used.

Table 5: Connections to the parallel port interface connector.

panel (FF) and interrupt control port (FE). The front-panel address is used for both displays and switches. FF was chosen because of the simple hardware needed to decode it (1 NAND gate), while FE was built into the processor card utilized in the prototype.

Some standardization of the hardware is desirable in a group project. This allows 1 person to check out another person's hardware. It also allows different members of the group to interconnect their equipment for large demonstrations.

Interfaces come in 2 types: serial and parallel. The following standards, which are slightly modified versions of existing ones, are suggested for the AMSAT-GOLEM-80 Project.

Audio Signals

All audio signals from the computer or interface boxes to and from cassette recorders are via phono plugs/sockets. The actual connectors on the tape recorder may be anything from miniature phone to DIN-type connectors.

RF/Video Signals

BNC-type connectors should be used to carry video to and from monitors. The BNC connector is small, quick to connect and disconnect, and readily available worldwide.

Digital Signals

Digital signals come in 2 types: serial and parallel. Both types of interfaces should use 25-pin EIA-type

connectors. The chassis connector on the computer will be female; the chassis connector on the remote device is male. Power can be fed down the cable from the computer to the remote device via the I/O cable. Having a female connection on the hot lead reduces the probability of short circuits. They can also be joined together to make larger ones, without the need for special adaptors. The serial connector assignments are based on the RS-232 interface. The pin assignments are shown in table 4. The parallel connector carries 1 input and 1 output port (8 bits each), plus 1 pair of handshake signals. The signal pins are compatible to the MITS recommended ones. Power and ground are fed down the cables, thus the recommendation for fuses in the 3 DC voltage lines. The parallel port interfaces are transistor-transistor logic (TTL) level, the serial port RS-232 voltage levels (mark = negative, space = positive). The pin assignments are shown in table 5.

AMS-80

AMS-80 is a full, software-debugging program. It also contains the system I/O drivers and utility routines accessible via a jump table. The jump table approach is utilized so that user programs written using the utility routines within AMS-80 will not require reassembling, should a subsequent version of AMS-80 be released. The version that was previously published (September 1976 BYTE) has undergone extensive modifications and has been relocated to the block of memory between hexadecimal F000 and FF00. This allows many existing programs written for low, user memory area (such as MITS BASIC) to be run through the I/O drivers within AMS-80. It is thus possible to run a program in BASIC and have the output appear on the line printer (list device) or the console at will. The standard capacity existing in AMS-80 is shown in table 1.

System Expansion

The modular design of the AMSAT-GOLEM-80 system allows for operability at all stages of construction, once the initial stage is reached. Since a great deal of money is being spent, it would be encouraging to see it perform as soon as possible. The initial stage, apart from the processor power supply and bus,

NEW

RAM

- Scelbi "6800" Software Gourmet Guide & Cookbook Robert Findley \$10.95
- Scelbi "8080" Software Gourmet Guide & Cookbook Robert Findley \$10.95
- Programming the 6502 Rodnay Zaks \$11.95
- 8080A/8085 Assembly Language Programming Lance Leventhal \$9.50
- 6800 Assembly Language Programming Lance Leventhal \$9.50
- Z-80 Assembly Language Programming Adam Osborne \$9.50
- 6502 Assembly Language Programming Lance Leventhal \$9.50
- Semiconductor Memory Data Book Texas Instruments \$5.00
-
- Tracer: A 6800 Debugging Program Grappel & Hemenway \$6.00
- Bar Code Loader Ken Budnick \$2.00
- Tiny Assembler 6800 Version 3.1 Jack Emmerich \$9.00
- RA6800ML: An M6800 Relocatable Macro Assembler J. Hemenway \$25.00
- MONDEB: An Advanced M6800 Monitor Debugger Don Peters \$5.00
- Editor/Assembler for 8080/8085 Based Computers W.J. Weller & W.T. Powers \$14.95
- Practical Microcomputer Programming: The Z-80 W.J. Weller \$29.95
- LINK68: An M6800 Linking Loader Grappel & Hemenway \$8.00

ROM

CPU

- Microprocessor Lexicon, Acronyms and Definitions Sybex \$2.95
- Microprocessor System Design Edw. E. Klingman \$22.50
- Basic Microprocessors and the 6800 Ron Bishop \$11.95
- 8080A Bugbook Peter Rony \$10.50
- Introduction to Microcomputers - Vol. II (& binder) Osborne & Assoc. \$30.00
- 6800 Programming for Logic Design Osborne & Assoc. \$9.50
- Z-80 Programming for Logic Design Osborne & Assoc. \$9.50
- 8080 Programming for Logic Design Osborne & Assoc. \$9.50
- CMOS Cookbook Don Lancaster \$10.50
- TTL Cookbook Don Lancaster \$9.50
- Bipolar Microcomputer Components Data Book Texas Instr. \$4.70
- TTL Data Book, 2nd edition Texas Instr. \$7.50
- TTL Data Book, Supplement to 2nd edition Texas Instr. \$1.25
- 9900 Family Systems Design and Data Book Texas Instr. \$9.95
- Designing with TTL Integrated Circuits Texas Instr. \$36.50
- Fundamentals and Applications of Digital Logic Circuits SolLibes \$7.95

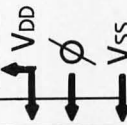
I/O

- 6502 Applications Book Rodnay Zaks \$12.95
- IC Converter Cookbook Walter Jung \$13.95
- Microprocessor Interfacing Techniques (2nd edition) Lesea and Zaks \$13.95
- The Cheap Video Cookbook Don Lancaster \$5.95
- TV Typewriter Cookbook Don Lancaster \$9.95
- Introduction to Microcomputers - Vol. III (& binder) Osborne & Assoc. \$20.00
- Active Filter Cookbook Don Lancaster \$14.95
- Linear Control Circuits Data Book Texas Instr. \$5.00
- Power Semiconductor Data Book Texas Instr. \$9.25
- Interface Circuits Data Book Texas Instr. \$6.95
- Optoelectronics Data Book, 5th ed. Texas Instr. \$3.50
- Transistor and Diode Data Book Texas Instr. \$13.50

BITS™ Brings You the BEST

CHECK THIS OUT

[then check them off!]



(Postage \$.75/item or \$1.00 outside U.S. to a maximum postal charge of \$3.00)

Name _____
 Address _____
 City _____ State _____ Zip _____
 Check enclosed Master Charge VISA
 Card# _____ Expires _____
 Signature _____
 Total enclosed \$ _____ 1B2099

DIAL YOUR BANK CARD ORDERS

TOLL FREE 800-258-5477 (in N.H. 924-3355)



BITS™ inc

Books to erase the impossible

25 Route 101 West, PO Box 428, Peterborough, NH 03458

Control System Software

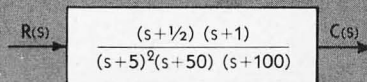
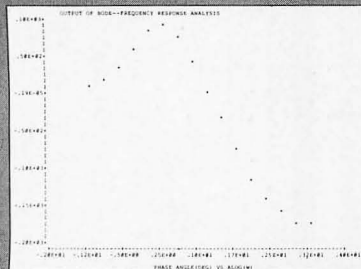
COMPCO has implemented a full selection of software for analyzing control systems. The set includes frequency domain methods such as Bode and Root Locus algorithms, and modern state variable methods.

These programs will calculate the data for a given system, and then produce a tabulated printed output, a graphical display on a printer, or both. The programs include both the analysis subprograms and the printer plotter subprogram.

- Bode Algorithm CS-B \$100.
- Root Locus Algorithm CS-R \$100.
- Time Response CS-T \$100.

All of the above packages will run on a 8080 or Z80+ based CP/M* system.

*Trademark of Zilog *Trademark of Digital Research



NUMERATOR ROOTS			
ROOT	REAL	IMAG	
1	-.5000E+00	.0000E+01	
2	-.1000E+01	.0000E+01	
DENOMINATOR ROOTS			
ROOT	REAL	IMAG	
1	-.5000E+01	.0000E+01	
2	-.5000E+01	.0000E+01	
3	-.5000E+02	.0000E+01	
4	-.1000E+03	.0000E+01	
MULTIPLYING FACTOR .1000E+04			
MAGNITUDE	MAG OF 1/G	DECIBELS	(MAGD/100)
.4000E+02	.2500E+03	-4.700E+02	.6250E+01
.4133E+02	.4000E+03	-4.783E+02	.1250E+01
.4700E+02	.2175E+03	-4.675E+02	.2500E+00
.4922E+02	.1591E+03	-4.887E+02	.1000E+00
.1234E+01	.9224E+02	-.3918E+02	.1000E+01
.1170E+01	.1149E+02	-.2996E+02	.2000E+01
.1075E+01	.1218E+02	-.2186E+02	.4000E+01
.1429E+00	.6994E+01	-.1698E+02	.0000E+01
.1718E+00	.5822E+01	-.1518E+02	.1600E+02
.1567E+00	.6381E+01	-.1618E+02	.3200E+02
.1031E+00	.9700E+01	-.1974E+02	.6400E+02
.4413E+01	.2237E+02	-.2995E+02	.1200E+03
.1394E+01	.1711E+02	-.3711E+02	.2560E+03
.1726E+02	.1684E+03	-.4895E+02	.5120E+03
.9408E+01	.1855E+03	-.4940E+02	.1024E+04
.2310E+01	.2012E+04	-.7247E+02	.2048E+04
.3259E+03			.3259E+03

COMPCO is a software and hardware systems development house located in the Midwest. COMPCO has a variety of software products, and performs custom and contract programming.

COMPCO is a distributor of ALTOS Computer systems and also sells General Robotics LSI-11* systems.

*Trademark of Digital Equipment Corp.

Compco

8705 North Port Washington Road
Milwaukee, Wis. 53217 414/351-3404
COMPUTER SPECIALISTS

Punch

- P = 3
- P = 2
- P = 1 Audio Cassette
- P = 0 Console

Reader

- R = 3
- R = 2
- R = 1 Audio Cassette
- R = 0 Console

List

- L = 3
- L = 2 Baudot device (model 15)
- L = 1 Teletype Port
- L = 0 Console

Console

- C = 3
- C = 2 Baudot Device (model 15)
- C = 1 Video Display Board/Keyboard
- C = 0 Teletype Port

Video Display Board

- V = 0 Page With Line Foldover
- V = 1 Page Without Line Foldover
- V = 2 Scroll With Line Foldover
- V = 3 Scroll Without Line Foldover

Table 6: AMS-80 I/O (input/output) allocations.

comprises 4 K bytes of programmable read-only memory of user memory, and a terminal device. With this amount of hardware, you can run AMS-80, enter programs in memory in hexadecimal code via AMS-80, and learn a little about software. The addition of some off-line memory, such as audio or paper-tape devices, allows you to run programs which require up to 4 K bytes of memory. Such programs include Tiny BASIC, orbital calculations for amateur satellite locations, and various amateur radio programs. If you have a radio teletypewriter terminal unit (RTTY-TU), you can even tune your shortwave radio in to commercial or amateur Teletype stations, and display their transmissions on your terminal.

If you get a modem interface and a second terminal, or use a video display/keyboard combination and a serial port/modem, you can make the

basic system into a remote terminal for a large machine timesharing service, and access the computer at work from your home. Add another 4 or 8 K bytes of user memory, and you can run text editors, assemblers, or an 8 K BASIC interpreter. This opens a new dimension in computing. You can play Star Trek, and run education and business software and advanced amateur radio programs, such as contests. Put 16 K bytes of user memory in your system and you can get a floppy disk unit for an added dimension in computing.

Off-Line Data Storage

Off-line storage is storage for programs and data that is external to the 64 K bytes of accessible memory. It usually consists of audio tape, floppy disks, or paper tape. Floppy disk storage usually comes with an operating system and will not be discussed here. AMS-80 contains

Everybody's making money selling microcomputers. Somebody's going to make money servicing them.

**New NRI Home Study Course Shows You How to Make Money Servicing, Repairing,
and Programming Personal and Small Business Computers**

Seems like every time you turn around, somebody comes along with a new computer for home or business use. And they're being gobbled up to handle things like payrolls, billing, inventory, and other jobs for businesses of every size...to perform household functions like budgeting, environmental systems control, indexing recipes, and more.

Growing Demand for Computer Technicians... Learn in Your Spare Time

Even before the microprocessor burst upon the scene, the U.S. Department of Labor forecast over a 100% increase in job openings for the decade through 1985. Most of them *new* jobs created by the expanding world of the computer. NRI can train you at home to service both microcomputers and their big brothers. Train you at your convenience, with clearly written "bite-size" lessons that you do evenings or weekends without quitting your present job.

Assemble Your Own Microcomputer

NRI training includes practical experience. You start with meaningful experiments building and studying circuits on the NRI Discovery Lab®. Then you build your own test instruments like a transistorized volt-ohm meter, CMOS digital frequency counter...equipment you learn on, use later in your work.

And you build your own microcomputer, the only one designed for learning. It looks and operates like the finest of its kind, actually does more than many commercial units. But NRI engineers have designed components and planned assembly so it demonstrates important principles, gives you working experience in detecting and correcting problems. It's the




kind of "hands-on" training you need to repair and service units now on the market.

Mail Coupon for Free Catalog No Salesman Will Call

Send today for our 100-page, full-color catalog. It describes NRI's new Microcomputer Technology course in detail, shows all equipment, kits, and lesson plans. And it also tells about other NRI courses... Complete Communications with 2-meter

transceiver...TV/Audio/Video Systems Servicing with training on the only designed-for-learning 25" diagonal color TV with state-of-the-art computer programming. With more than a million students since 1914, NRI knows how to give you the most in home training for new opportunity. If coupon has been removed, write to NRI Schools, 3939 Wisconsin Ave., Washington, D.C. 20016.

RUSH FOR FREE CATALOG



NRI Schools

McGraw-Hill Continuing
Education Center
3939 Wisconsin Avenue
Washington, D.C. 20016

Please check for one free catalog only.

NO SALESMAN WILL CALL



All career courses
approved under GI Bill.
 Check for details.

- Computer Electronics Including Microcomputers
- TV/Audio/Video Systems Servicing
- Complete Communications Electronics with CB • FCC Licenses • Aircraft, Mobile, Marine Electronics
- CB Specialists Course
- Amateur Radio • Basic and Advanced

- Digital Electronics • Electronic Technology • Basic Electronics
- Small Engine Repair
- Electrical Appliance Servicing
- Automotive Mechanics
- Auto Air Conditioning
- Air Conditioning, Refrigeration, & Heating Including Solar Technology

Name _____ (Please Print) _____ Age _____

Street _____

City/State/Zip _____

Accredited by the Accrediting Commission of the National Home Study Council

170-099

routines to store and read software from paper tape. Data is stored in Intel hexadecimal format. Paper tape, although common in professional circles, is not cheap, and the readers and punches are expensive. However, inexpensive hand operated readers do exist, so paper tape is a convenient and easily mailable form of program storage (for short programs).

Paper tapes can be stopped under software control. Thus, when BASIC is reading and interpreting a program, it can stop the tape momentarily to process the line of source code. Audio cassettes cannot be stopped in such a manner. Other programs, such as Assemblers or Editors, also have requirements for occasional inputs and outputs. Thus, AMS-80 contains buffer cassette-driver software to enable the main program to think that it is reading or writing characters on an incremental basis. Data is stored on tape in blocks of 256 characters. There is no format as such; the format is set by the main program because in this system the audio cassette is treated as if it is paper tape. This means that by using

the Intel hexadecimal format and cassette buffer-driver routines in AMS-80, any paper-tape, cassette, or floppy disk system can read or write tapes and convert to and from the format needed for a particular operating system. A title command is put into AMS-80 to allow headings to be written on hexadecimal code blocks of tape so that they can be identified.

Since even a 15-minute cassette tape can hold a lot of software, a command is provided within AMS-80 to allow a tape to be scanned and a program found. The command transfers data from the reader to the punch device. It may be used to copy tapes or, if the console is assigned as the punch, it may be used to scan tapes and locate particular blocks.

The number of data bytes in a block is 256. Each block is preceded and followed by a mark tone. This allows the tape to be stopped and started. The data is read to or written from the tape at 300 bps.

If the system has error detection, error-detection bytes are put on the tape. For example, the Intel hex-

adecimal format checks each line of code for a read error. Each line as printed on the console is a block in itself. The data, address, and error detection bytes are output to the paper-tape punch. These bytes will be collected by the cassette buffer software which, when full, will write 256 bytes on the audio tape. When reading that block back, it will read the entire block into a buffer. The Intel hexadecimal format reader then gets the data on a character-by-character basis from the buffer, and checks for errors.

The cassette storage medium is designed to be a paper-tape equivalent for information exchange. It is not designed to be part of an operating system, although an AMSAT flexible operating system may be available in the near future.

Operating Systems

Cassette and disk operating systems are currently available. These can be patched to operate through the AMS-80 I/O (input/output) drivers and hence improve them by allowing assignable I/O devices. AMS-80 is a paper-tape operating system in which the file storage and sorting is done by the operator.


The advantages of software configured I/O can be seen in the following circumstances: BASIC is designed to operate via the console. Punch and reader operations are available for program storage, but the execution is usually via the console. With assignable I/O, the console output routine can be assigned to a line printer, and outputs obtained at high speed. Alternatively, different readers (paper and audio) can be assigned with no change in the BASIC interpreter software.

The spare commands in AMS-80 can be allocated to interface to the operating system. For example, "Q" could be assigned to execute a jump to the operating system. A command can be assigned to return to AMS-80, once in the operating system. These aspects of interfacing AMS-80 to operating systems will be discussed in detail later.

Real-Time Operations

Real-time operations are required for many tasks. The 8080 has the capability of directly distinguishing between 8 real-time interrupts. In the AMSAT-GOLEM-80, Interrupt 0 is

YOU MAY ALREADY OWN YOUR NEXT 1200 BAUD DECWRITER[®] UPGRADE YOUR LA36 TO STATE-OF-THE-ART PERFORMANCE WITH THE DS120 TERMINAL CONTROLLER



FASTER—The DS120 prints at up to 165 cps and maintains true 1200 baud throughput. This translates into lower costs in computer time as well as time savings for you. A 1000 character internal print buffer virtually eliminates the need for fill characters.

SMARTER—Our microprocessor control "intelligently" optimizes carriage movement by printing bidirectionally and automatically executing high speed tabs over any blank spaces in the text.

MORE VERSATILE—We offer more standard features than any 1200 baud teleprinter currently available. A complete list of forms control and formatting features are programmable from the keyboard or via the data stream. The DS120 is equipped with both an EIA RS232-C interface and a 20 mA Current Loop interface. The unit communicates using the 128 character ASCII set at baud rates from 110 to 4800. Full-duplex, half-duplex and echo-plex modes may be selected from the keyboard. The controller supports half-duplex transmission using both coded-character turn-around and reverse channel protocol.

EASY TO INSTALL, EASY TO USE—The DS120 replaces your LA36 logic card in a matter of minutes and is fully compatible with the existing electronics. A comprehensive User's Manual provides detailed instructions for installation and operation.

RELIABLE—Our performance and reliability have been field proven in over 2500 installations.

INEXPENSIVE — BUT NOT CHEAP—Although the DS120 is just about the lowest cost way to print at 1200 baud, we don't cut corners on quality. The DS120 is built for years of service using pretested, high reliability components from leading manufacturers. Each unit undergoes a 48 hour test cycle before shipment and carries a 90 day warranty on materials and workmanship.

AVAILABLE - We can deliver . . . typically within 30 days after receiving your order. Our stocking distributors are conveniently located in major cities throughout the U.S. for even better delivery.

DATASOUTH COMPUTER CORPORATION

627-F Minuet Lane • Charlotte, North Carolina 28210 • 704/523-8500

DECWRITER[®] is a registered trademark of Digital Equipment Corporation.

Installation of the DS-120 will void any DEC warranty or service contract.

equivalent to Reset, and Interrupt 1 is reserved for the breakpoint feature. The remaining interrupts are available for custom software. The time-of-day clock is not implemented in software, but rather in hardware, using an MOS digital-clock circuit. A number of floppy disk interfaces, North Star in particular, do not allow for interrupts during the disk read and write operations. Thus, a software clock would not be updated when running such a disk system. This means that no real-time operations could be executed without reinitialization of the clock each time. Using a hardware clock, the time of day can be read at any time by using simple input statements from the I/O port assigned to the clock.

Documentation

Documentation is very important. Keep all of the instructions for the various kits in one place. Three-ring binders are inexpensive and can contain a large amount of information. If you need more than 1 binder, split the information logically, such as hardware, software, peripherals, etc. When you build and test cards, note any unusual or special things that you did. Note any voltage or other measurements you made. Keep a copy of test routines you used to initially test something. You may need them a few years later. The level of documentation should be better than that supplied with commercial equipment. It may help you sell the system. It is also important to document the operational aspects of the system. Document how it is configured (an example is shown in table 6), and record the operating instructions so that others can operate the system in your absence. Note which connector plugs into which socket. When in doubt, document it.

Planning your Project

Your requirements are going to differ from those of other people. Your method of assembly can be the same, but can differ in details. There are many manufacturers of memory and I/O cards. Some are sold fully assembled and tested, some assembled, some as kits, and some as bare boards. Choosing the card that suits your needs at a particular time can reduce your cost. Remember that the software is hardware transparent; for example, a program designed to run

in user memory at hexadecimal memory locations 0100 to 2000 will run in any type of working memory, no matter who manufactured it. Therefore, it does not matter if you use a Brand X product when the rest of the club uses a Brand Y. Just ensure that the specifications for addressing the card are the same. (Wait states do not matter. If you need an extra wait state, your software will take longer to execute, but you will probably never notice the difference.)

The price of hardware is constantly falling. New cards are being introduced every month. It is possible to purchase a 32 K or 64 K-byte programmable-memory card populated by only 8 K bytes of memory circuits, and add the remaining integrated circuits as you need them. The price of the next 8 K bytes will probably be less than today's price. Purchase your hardware when you need it. Look around, compare the cards made by different manufacturers, decide how their features will fit into your system, ask for advice at your club, and then make your purchase. For example, some processor

cards come with vectored interrupt capability, and some with bootstrap start.

Summary

The details of the construction of the individual cards are not presented here because vendors supply their own information. In the AMSAT-GOLEM-80, the hardware is interchangeable (within limits), and the actual manufacturer of any particular card is immaterial. The prototype has served to check our hardware and software for members of The Radio Amateur Satellite Corporation (AMSAT) and the Chesapeake Microcomputer Club Inc, who have set up a bulk purchase scheme for obtaining price reductions on hardware.

This article has described an approach to building an S-100 computer that is incremental and affordable, even though it may not be the lowest cost in the long run. The AMSAT-GOLEM-80 is an approach to a system. It may be built up as a stand-alone system, or it may be overlaid onto your existing hardware. ■

Bowling Bookkeeper[†]

Tested in Actual League Use for Two Seasons

The **Bowling Bookkeeper** is a complete software package that does everything that a first class league secretary would do — and more. For example the **Bowling Bookkeeper** will list each bowler's high series of the year and each bowler's high game of the year every week.

The **Bowling Bookkeeper** prompts the user through each part so even a non-computerite can easily use the package. The **Bowling Bookkeeper** runs under standard CP/M*.

The entire **Bowling Bookkeeper** system which includes a start-up program, a score entering program, a posting program, and an error recovery program costs \$400. A complete computer system consisting of an Altos 8000-1 microcomputer, a Microterm MIME terminal, CP/M* operating system, and the **Bowling Bookkeeper** is available from COMPCO for under \$5,000.

[†]Trademark of COMPCO
*Trademark of Digital Research

\$400 for Complete Package

Compco

COMPUTER SPECIALISTS

8705 North Port Washington Road Milwaukee, Wis. 53217 414/351-3404

Add Some Control to Your Computer

An Output Port Tutorial

Ken Barbier
POB 1042
Socorro NM 87801

A virtually limitless number of devices can be controlled through a single output port using time multiplexing techniques. A series of 8-bit bytes is fetched from a control buffer in memory, and output through a single port. On the receiving end, bus buffers present the data to all the devices in parallel, but unique strobes are supplied to each device in turn, so that it can latch its own data word.

This technique is particularly useful if the devices are to be located some distance from the computer.

The hardware shown in figure 1 has been used to control devices over 50 feet from the computer without exotic line drivers and receivers. Since remote addresses for each device are generated by the hardware, only 8 data lines and 1 strobe line are required. For maximum noise immunity, shielded twisted pair cable should be used.

Receive Hardware

In figure 1, 16 external devices receive 1 8-bit byte apiece. Using the

Intel 8080, this block of data will be transmitted in about 300 μ s. The I/O(input/output) write strobe accompanying the 1st byte triggers a delay oneshot which, after allowing more than enough time for the block transmission, triggers a reset oneshot which clears the remote address counter, the 74160. This insures that the next block of data will be routed to the correct device in turn.

The remote address counter supplies a 4-bit count to the 4-line-to-16-line data selector, the 74154. As the

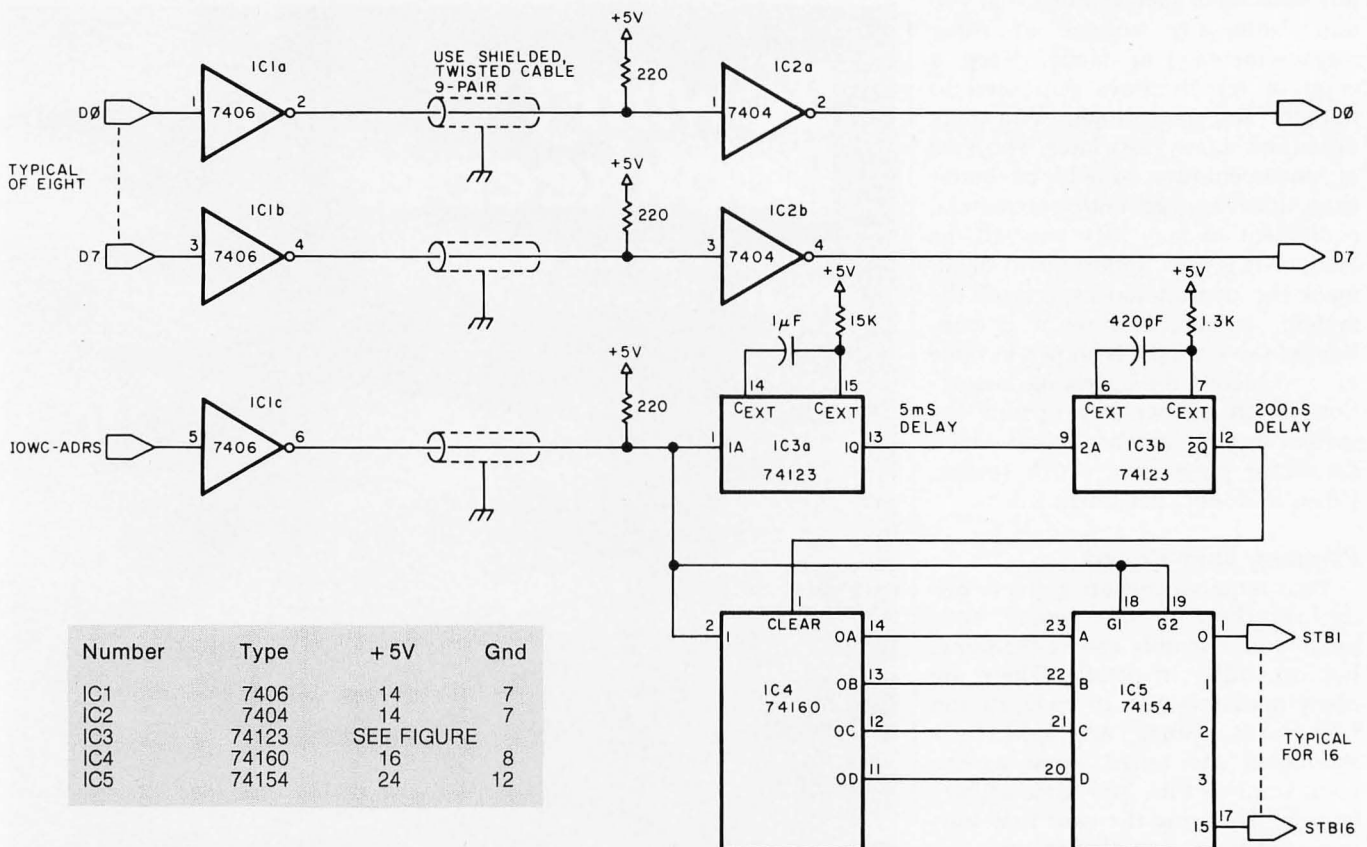


Figure 1: The transmission circuitry is divided into 2 parts, the data transmission (D0 through D7) and the address. The address is decoded by a counter which determines which 1 of 16 devices is being used. The write strobe accompanying the data triggers a delay oneshot (IC3a) which triggers a reset oneshot (IC3b) which clears IC5, the remote address counter.

**RADIO SHACK COMPUTER OWNERS
TRS-80 MODEL I AND MODEL II**

TRS-80TM MONTHLY NEWSLETTER

- PRACTICAL APPLICATIONS
- BUSINESS
- GAMBLING • GAMES
- EDUCATION
- PERSONAL FINANCE
- BEGINNER'S CORNER
- NEW PRODUCTS
- SOFTWARE EXCHANGE
- MARKET PLACE
- QUESTIONS AND ANSWERS
- PROGRAM PRINTOUTS
- AND MORE

PROGRAMS AND ARTICLES PUBLISHED IN OUR FIRST 12 ISSUES INCLUDE THE FOLLOWING:

- A COMPLETE INCOME TAX PROGRAM (LONG AND SHORT FORM)
- INVENTORY CONTROL
- STOCK MARKET ANALYSIS
- WORD PROCESSING PROGRAM (FOR DISK OR CASSETTE)
- LOWER CASE MODIFICATION FOR YOUR VIDEO MONITOR OR PRINTER
- PAYROLL (FEDERAL TAX WITHHOLDING PROGRAM)
- EXTEND 16-DIGIT ACCURACY TO TRS-80 FUNCTIONS (SUCH AS SQUARE ROOTS AND TRIGONOMETRIC FUNCTIONS)
- NEW DISK DRIVES FOR YOUR TRS-80
- PRINTER OPTIONS AVAILABLE FOR YOUR TRS-80
- A HORSE SELECTION SYSTEM***ARITHMETIC TEACHER
- COMPLETE MAILING LIST PROGRAMS (BOTH FOR DISK OR CASSETTE SEQUENTIAL AND RANDOM ACCESS)
- RANDOM SAMPLING***BAR GRAPH
- CHECKBOOK MAINTENANCE PROGRAM
- LEVEL II UPDATES***LEVEL II INDEX
- CREDIT CARD INFORMATION STORAGE FILE
- BEGINNER'S GUIDE TO MACHINE LANGUAGE AND ASSEMBLY LANGUAGE
- LINE RENUMBERING
- AND CASSETTE TIPS, PROGRAM HINTS, LATEST PRODUCTS COMING SOON (GENERAL LEDGER, ACCOUNTS PAYABLE AND RECEIVABLE, FORTRAN-80, FINANCIAL APPLICATIONS PACKAGE, PROGRAMS FOR HOMEOWNERS, MERGE TWO PROGRAMS, STATISTICAL AND MATHEMATICAL PROGRAMS (BOTH ELEMENTARY AND ADVANCED) . . . AND

FREE WORD PROCESSING PROGRAM (Cassette or Disk)
For writing letters, text, mailing lists, etc., with each new subscriptions or renewal.

LEVEL II RAM TEST -

Checks random access memory to ensure that all memory locations are working properly.

SEND FOR OUR 36 PAGE SOFTWARE CATALOG (INCLUDING LISTINGS OF HUNDREDS OF TRS-80 PROGRAMS AVAILABLE ON CASSETTE AND DISKETTE). \$2.00 OR **FREE** WITH EACH SUBSCRIPTION OR SAMPLE ISSUE.

COMPUTRONICS
MATHEMATICAL APPLICATIONS SERVICE
Box 149 New City, New York 10956



24 HOUR ORDER LINE
(914) 425-1535



ONE YEAR SUBSCRIPTION \$24
TWO YEAR SUBSCRIPTION \$48
SAMPLE OF LATEST ISSUE \$ 4

START MY SUBSCRIPTION WITH ISSUE _____
(#1 - July 1978 • #7 - January 1979 • #12 - June 1979)

NEW SUBSCRIPTION _____ RENEWAL _____

CREDIT CARD NUMBER _____ EXP. DATE _____

SIGNATURE _____

NAME _____

ADDRESS _____

*** ADD \$6/YEAR (CANADA, MEXICO) - ADD \$12/YEAR AIR MAIL - OUTSIDE OF U.S.A., CANADA & MEXICO ***

74160 advances its count on the rising edge of its clock, it will initially supply address 0 to the 74154 until the trailing edge of the negative going I/O write strobe. This same strobe is the "data" supplied to the 74154, and so will appear on each of the outputs of the 74154 in turn. This constitutes the 16 remote addresses.

For expansion, 1 additional counter stage could be used to generate "first 16" and "second 16" control signals to double the number of devices.

Driver Programs

The example shown in figure 1 is for 16 devices. Every time we want to output a control to any one device, we must output all the control words. OUCNT is an 8080 routine designed to accomplish this (see listing 1). The calling program first loads the correct bit patterns into the correct buffer words, then sets the flag at memory location FLAG. This flag is used to prevent needless outputting of the controls. In a complex control program, many segments of the operating system may need to change the state of the devices at irregular intervals. In such an implementation there will be a fixed program cycle, with many tasks called in turn to perform their functions. At some point in the cycle, time will be allotted to output our controls. If no program segments or tasks have called for any change in the controls, it is not necessary to transmit them, and the flag will not be set. But when it is set, we will transmit all the controls, after clearing the flag.

Controlling Relays

Typical applications for this technique might include driving remote displays, with 32-decimal digits being transmitted, 2 per 8-bit byte. Or, as is shown in figure 2, 8 relays can be controlled by each 8-bit byte.

The simplified schematic of figure 2 shows a relay driver circuit capable of controlling 8 relays. The 8 bits of data are latched into the 74175s on the rising edge of the clock, so our negative going strobe can be used as is. If latches such as the earlier 7475 are used, the strobe would have to be inverted, since the output of a 7475 follows the input whenever the clock is high. In either case, any relay whose corresponding bit is not changed will remain in the previous state, as its cor-

;OUTPUT CONTROLS			
CONTR	EQU	xxxx	;OUTPUT PORT ADDRESS
OUCNT:	LDA	FLAG	;NEED ACTION?
	ANI	OFFH	
	RZ		;NO, RETURN
	MVI	A,00	;YES, CLEAR FLAG
	STA	FLAG	
	LXI	H,BUFFER	;GET CONTROL BUFFER ADDRESS
	MVI	C,0FH	;SET COUNTER
OUCN1:	MOV	A,M	;GET CONTROL DATA BYTE
	OUT	CONTR	
	INX	H	;INCREMENT ADDRESS
	DCR	C	;DECREMENT COUNTER
	JNZ	OUCN1	;CONTINUE IF NOT DONE
	RET		;ELSE, RETURN
FLAG:	DB	0	;ACTION FLAG
BUFFER:	DS	0FH	;CONTROL BUFFER

Listing 1: 8080 assembler routine to output control signals to 1 of 16 devices. CONTR is equated with the desired output port address.

responding latch is reloaded with the same data as before. (The type of NPN driver transistor will have to be selected to match the current and voltage requirements of the particular relay used.)

Relay Control Program

Obviously, if we need to control 8 relays with 1 byte, we do not want to change the state of all of the relays at the same time. This complicates the software required slightly. In the 8080 program shown in listing 2, a change relay subroutine allows us to change the state of 1 relay at a time. We must

supply the subroutine with the number (hexadecimal 0 thru F) of the word in the buffer corresponding to the relay driver board, and a relay number (1 thru 8). We must also specify whether we want to turn it on or off. At the correct time, we put the word number in register C, the relay number in register E, and set register A to 1 for on, or 0 for off, and call CHGRY. The next time the operating system calls OUCNT, only our

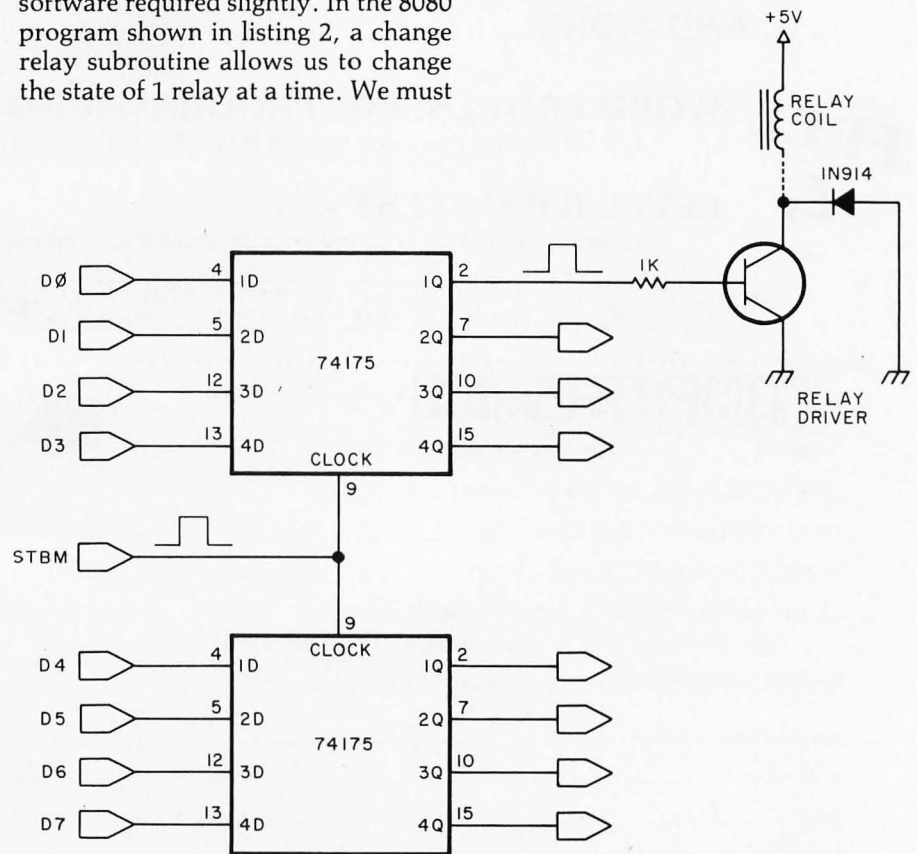


Figure 2: A relay driver board capable of controlling 8 relays. The state of the relay, on or off, is latched into the 74175 until a following strobe is received directing a change in state.

DON'T UNDERESTIMATE THE POWER



Adam Osborne foretells the Next Industrial Revolution

in his new book

Running WILD

We are already five years into a new industrial revolution, the impact of which will rival the first industrial revolution. It is based on microelectronics.

Technological advances and price reductions of microelectronic devices have occurred at such an astounding rate, and from such surprising sources, that no one has been able to accurately predict what will happen, or when.

And in the welter of new technological developments, no one has paid attention to the social impact of what is occurring, or the consequences of such haphazard advancement. The fact that half of today's jobs may disappear within the next decade due to microelectronics should not be taken lightly.

Will the coming years prove to be a dream or a nightmare? In *Running Wild*, Adam Osborne scrutinizes the microelectronic industry for the layman; he confronts the reader with what is going on today, and predicts what will certainly be happening tomorrow. Be prepared.

RUNNING
WILD
\$3.95

Quantity	Amount
<input type="text"/>	<input type="text"/>

California Sales Tax _____
Shipping (45¢ per book) _____
Total Amount Enclosed _____

Name: _____

Address: _____

City: _____ State: _____

Zip: _____ Phone: _____

OSBORNE/McGraw-Hill, Inc.
630 Bancroft Way, Dept. C34
Berkeley, California 94710

For rush or credit
card orders, call
(415) 548-2805
S1050

Exclusively from BITS inc.

TRS-80* Software FREE with this Definitive Text!



18 chapters of solid, accurate programming information:

- Debugging techniques
- Interrupt modes
- Array and table handling
- Number base conversion
- Floating point arithmetic
- Programmed input/output
- Stack pointer usage

The last part of the book is software, an editor/assembler which will run on any 8080 or Z80 machine and a debugging monitor.

Send in the coupon supplied with the book and receive **FREE** the object programs of the editor/assembler and debug on either paper tape or on cassette tape for the TRS-80 microcomputer.

(Loads in Level I with 16K RAM or Level II.)

Both the book and software for only \$29.95!

Practical Microcomputer Programming: The Z80 by W J Weller

For North Star Disk Systems:

Now available for the Z80 on Single Density diskettes

- Editor/assembler object code \$14.00
- Editor/assembler and debug source code \$14.00
- both for only \$26.00!**

(Postage \$.75/ item or \$1.00 outside U.S.)

* A trademark of Tandy Corp.

DIAL YOUR BANK CARD ORDERS

TOLL FREE 800-258-5477 master charge

(In N.H. dial 924-3355)

or enclose your check with this ad:

Name _____

Address _____

Zip _____

1B1099

BITS inc Books to erase the impossible
POB 428, 25 Route 101 West, Peterborough NH 03458

Ask for our new, FREE Catalog

```

;CHANGE RELAY
;ENTER WITH:          CONTROL WORD NUMBER IN (C)
;                   RELAY NUMBER IN (E)
;                   (A) = 1 TO TURN RELAY ON
;                   (A) = 0 TO TURN RELAY OFF

CHGRY:      LXI      H,BUFFR      ;GET BUFFER START ADDRESS
            MVI      B,O          ;ADD WORD NUMBER
            DAD      B
            ANI      0FFH        ;TURN ON OR OFF?
            JZ       OFF
CHGR1:      DCR      E            ;TURN IT ON
            JZ       CHGR2       ;SHIFT BIT TO RELAY
            RLC
            JMP      CHGR1       ;      POSITION

CHGR2:      ORA      M            ;TURN THIS ONE ON
            MOV      M,A
CHGR3:      MVI      A,0FFH      ;SET CONTROL FLAG
            STA      FLAG
            RET                  ;AND RETURN
OFF:        MVI      A,0FEH      ;TURN RELAY OFF!
OFF1:       DCR      E            ;FORM MASK WORD
            JZ       OFF2        ;SHIFT "HOLE" TO
            RLC                  ;      RELAY POSITION
            JMP      OFF1
OFF2:      ANA      M            ;TURN THIS ONE OFF
            MOV      M,A
            JMP      CHGR3       ;AND RETURN

```

Listing 2: This 8080 routine allows a state change for only 1 relay in a set of 8 instead of changing all relays at once.

```

;INITIALIZATION SUBROUTINE
INIT;       MVI      A,00         ;CLEAR REMOTE ADDRESS
            OUT      CONTR        ;      COUNTER
            MVI      A,14H       ;CLEAR BUFFER AND
INIT1:      LXI      H,BUFFR      ;      DELAY ROUTINE
            MVI      C,0FH       ;LOOP TIME IS 250 USEC
INIT2:      MVI      M,00        ;      SO DO IT 20 TIMES
            INX      H
            DCR      C           ;TO ALLOW RESET
            JNZ     INIT2        ;      OF REMOTE ADDRESS,
            DCR      A
            JNZ     INIT1
            CALL    OUCNT       ;THEN OUTPUT ALL ZEROS
            RET                  ;AND RETURN

```

Listing 3: Initialization routine to clear the address counter, buffer, and outputs all 0s to devices connected to system.

selected relay will change state, even though all the controls are output.

Error Free Operation

To insure that all controls have been received correctly, some sort of feedback to the computer can be provided. In actual practice this is usually unnecessary, but if it *must* be implemented, there are several possible techniques.

First, 74180 parity generator and checkers could be used to generate a parity bit on the transmit end, and check it on the receive end, sending back an interrupt if any word received is in error. This would add only 2 more signal conductors to the 9 already in the cable. Additionally, at the end of the delay oneshot time (and before the reset occurs), the remote address counter can be tested

to insure that it has reached the all 1s state. A count error signal can be ORed with the parity error signal to produce a single interrupt in case either error should occur. The operating system can then try the transmission again, or at least indicate its existence.

System Initialization

Since, upon initial application of power, the states of the latches and the 74160 counter will be indeterminate, the initializing subroutine of listing 3 should be called at power on and reset times. This will clear the address counter, the buffer, and output all 0s to all devices.


I hope this short discussion of output port techniques will help readers to understand how the computer can be interfaced to the real world. ■

Expansive but not expensive

MicroAge introduces for **Horizon** and **Alpha Micro** Systems, the most powerful Hard Disk Units You've Ever Seen.

Welcome to "Hard" Times: a new age of hard disk cartridge drives for Horizon and Alpha Micro . . . so powerful, so reliable, so **economical**, you've never seen anything like it. Fast, easy and versatile: the revolutionary new **Fujitsu M2201** with 40 (formatted) megabytes of storage . . . and the dynamic CDC **Phoenix** with 27 (formatted) megabytes. Both are operated with North Star and Alpha Micro commands. Added capacity means the ability to fully utilize the complete range of software and capabilities of North Star Horizon and Alpha Micro mainframes.

But their family interface compatibility is not all that's expansive. Speed and economy are impressive, too. Super-fast access time means no waiting for command execution . . . easy handling of **large** files. And the price? Unbelievably low for this much flexibility, power, speed and capacity. And the low price includes the hard disk drive, S-100 controller, software interface, cords and disk pack.



Fujitsu M2201 Cartridge Module Drive

50 megabyte storage
(40 formatted)

CDC Phoenix Cartridge Module Drive

32 megabyte storage
(27 formatted)

Either.

\$9995.00

Includes drive, S-100 controller,
software interface and disk pack.

Exclusively from MicroAge

Ask your dealer about Hard Times — the Fujitsu M2201 and CDC Phoenix drives from MicroAge. Available to qualified dealers and OEM's. If a dealer is not available in your area, call 800-528-1415.

Text continued from page 6:

The scope of the new homebrew design has now expanded to include relatively high-speed serial RS-232C communications among the homebrew node, the Western Digital P-engine, the Able/60-Synclavier, and other computers from time to time. I intend to use RS-232C at 19.2 K bps as the communications discipline, primarily for its universality. Today one can get almost any computer with a standard 25-pin D connector set up for the RS-232C discipline, at speeds ranging from a lethargic 110 bps to a maximum of 19.2 K bps. This upper-limit of speed is not exceptionally fast (about 1800 bytes per second is the equivalent in a useful measure), but the existence of these standard signal levels and standard connectors argues for this kind of approach.

The diagram of figure 1 shows how the overall conception of the system stands at present. The homebrew 6809 simultaneously provides a facility to directly execute

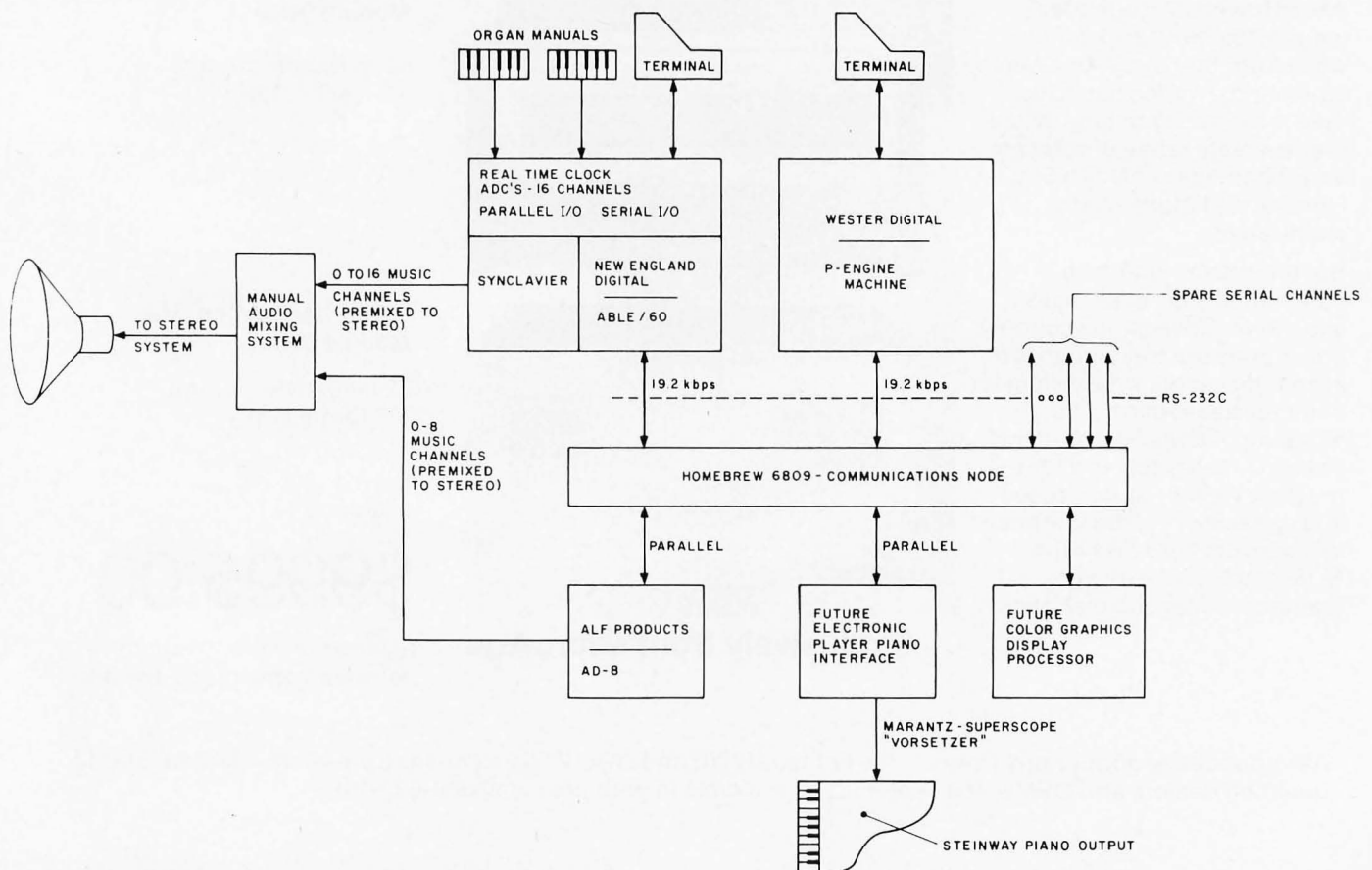
6809 code for experimental purposes, and a more permanently useful function of a common communications node which can be the subject of various serial communications strategies relative to the other processors.

Lest readers wonder, this is and remains a personal computer. It is true that the system is getting a bit large for one person to operate all of the terminal and music keyboards simultaneously, yet it resides in my home along with various other facilities of the complete computer experimenter: electronics shop, woodworking shop, and the beginnings of a machine shop.

This expanded conception of function for the homebrew 6809 barely changes the hardware design details originally conceived. The computer will have 16 K bytes of memory to start, several terminal ports, several parallel ports, and space for 4 K bytes of ultraviolet, erasable read-only memory. The read-only memory will contain the implementation of low-level, communications-monitor software and key parts of a reverse-polish notation, stack-oriented, threaded interpretive language. Remember that the conception of a homebrew or commercial system made of modular components can change considerably in detail as a result of time and resources available.

As the system design develops from this initial intention, its actual detail may prove inconsistent with what I have conjectured thus far. Recognizing this starting point, I invite readers to follow in on a guided tour of the current state of my thinking about this new, homebrew, microprocessor system project. Let's see how the central processor bus design comes out, what logic blocks will be required, and let's have some preliminary thoughts on the

Figure 1: How the 6809 homebrew computer fits into a bigger system. The new 6809 computer will serve as a central communications node for multiple computers involved in this personal system. At present 2 complete computer systems are involved, with serial communications via the 6809 node, which is the subject of this homebrewing series. The Able/60 has several specialized peripherals which will be used for personal research purposes, such as, high-speed 16 channel analog-to-digital input conversion and a real-time clock with 1 μ s resolution. In this diagram, mass storage equipment is not shown, but it is a part of each computer: the Able/60 computer includes 2 5-inch floppy drives, and 2 full-size floppy drives as its mass storage complement. The P-Engine machine includes 2 double density, standard-size floppy disk drives.



COME TO BOSTON

FRI.
SAT.
SUN. **Sept. 28, 29 & 30** FOR THE



NORTHEAST PERSONAL & BUSINESS COMPUTER SHOW

HYNES AUDITORIUM, PRUDENTIAL CENTER, BOSTON

Interested In Personal Computers?

This is the place for you! You'll meet and talk with hundreds of manufacturers, distributors and retailers... all showcasing their new 1980 Micro, Mini and Small Computer Systems.

You'll see them all... Radio Shack, Pet, RCA, Compucolor, Heathkit...you name it! All the major terminal and peripheral companies too, plus software developers magazine editors and book publishers. Yes, it'll be the largest showing of personal computer hardware, software and services ever assembled in the Northeast!


You'll be enthralled, entertained and educated. You'll see computer art, graphics and animation. You'll hear computer synthesized music, watch computerized amusements, play electronic and video games and attend scores of free tech talks and briefings given by internationally recognized speakers. And you may win a free computer given away as a door prize! Don't miss the largest gathering of computers and computerists! No pre-registration necessary. Tickets available at the door. Adult admission \$5.00.

Interested In Business Systems?

Interested in Business Systems? This will be your one opportunity to see all of the Mini, Micro and Moderate Sized Computer Systems under one roof. Your attendance at this show is a must if you, or your company, are contemplating the purchase of any type of computer or office equipment.

You'll see them all...the big (and small) names in computers, data and word processing equipment, peripherals and software. You'll attend dozens of free, easily-understood briefings on how computers can help you in your business or profession.

So if you're considering a computer or computer-related service...starting your own computer business or changing your job within the computer industry...or if you'd just like to learn more about computers as they relate to your personal life and to your business or profession, come to the show to see the Computerized World of Tomorrow...Today. And bring the entire family, It's a fun-filled educational experience. No pre-registration necessary. Tickets available at the door. Adult admission five dollars.



See the
Star Wars-like
Robots

Produced by Northeast Expositions, P.O. Box 678, Brookline Village, MA 02147 (617) 522-4467

Z_S - SYSTEMS



64K RAM BOARD

The Z_S-SYSTEMS 64K RAM board is designed to operate in any Z80 based microcomputer having S-100 bus. It uses 16K dynamic RAM chips, & features:

- Board select
- Bank select
- Transparent on-board refresh
- 2 or 4MHz operation (w/ no wait state)
- Memory disable

Compatible with Cromemco system, Fully assembled, burned in, & tested
Available from stock to 60 days
As low as \$500.00 in quantities of 100

Price of one \$649.00
PC board only \$59.00
With 16K RAM \$359.00
Plus shipping charges

FLOPPY DISK CONTROLLER

Handles with no modification up to:

- * 4 standard 8" drives (Shugart or compatible) or
 - * 3 minidrives 5"
- Run with 2 or 4 MHz CPU



Use CP/M Disk Operating System Using the 1771 LSI controller
Price of one \$245.00


SEND FOR FREE INFORMATION

6 months warranty on our boards with normal use

Z_S SYSTEMS

PO Box 1847, San Diego, CA 92112
(714) 447-3997

16K STATIC RAM



with
\$275 450 ns
\$300 250 ns
memory chips

Assembled, Tested and Guaranteed

Static TMS 4044 or equivalent - Fully Static 4Kx1 Memory Chips for full DMA capability, no tricky timing problems.

Fully S-100 Bus Compatible - All lines fully buffered, Dip Switch Addressable in two 8K block, 4K increments. Write Protectable in 2 blocks, Memory Disable using Phantom, Battery back up capability.

Bank Select - Using output port 40H (Cromemco software compatible)-addressable to 512KB of Ram for time share or Memory Overlap, also has alternate ports 80H, COH.

Guaranteed - Parts and labor for one year. You may return the undamaged board within 10 days for a full refund.

Orders - You may phone for Visa, MC, COD (\$4 handling charges for COD) orders. Personal checks must clear prior to shipping. Shipping-Stock to 72 hours normally. Will notify expected shipping date for delay beyond this. Illinois residents add 5% tax. Please include phone number with order.

S.C. Digital

P.O. Box 906 Phone:
Aurora, IL 60507 (312) 897-7749

partitioning of the system into cards within the 6-slot backplane previously described.

Designing The Logic Of The System

The task at hand is to design the central processor card for this homebrew computer. This is the starting point for the design of the whole system. Detail choices made in the processor card's arrangement impact every other card designed for the system.

We know, that the system must have 16 address lines and 8 data lines because it uses a 6809 processor architecture, and simplicity dictates avoidance of extra logic for memory paging schemes. But which 24 lines of the 40 remaining in the backplane bus should be committed to which particular uses? Every board in the system must be consistent with this detail choice. The choice is made trivial by the fact that, except for aesthetic and symmetry reasons explained below, one backplane line is as good as the next.

If we were building a computer consistent with plug compatible backplane bus designs such as the SS-50 of Southwest Technical Products Corporation, or the Institute of Electronic and Electrical Engineers (IEEE) S-100 standard bus, these choices would be crucial to that goal of plug compatibility. However, a homebrew system is a homebrew system, so our plug compatibility will be at the level of integrated circuits, not at the level of backplane buses.

Designing The Logic Of The System—Backplane Setup

As noted in the July BYTE page 194, the power supply wiring of the backplane has been committed to the outermost pins of the sockets. The assignment of power supply pins used 32 of the 72 pins available, in order to take advantage of the heavy copper wires of the buses. The power supply wiring commitments were made consistent with a symmetry principle: if a board should be inadvertently rotated 180 degrees and plugged in, all power buses will map into identical power buses. The outermost power bus is the -12 V analog power bus. Proceeding inward, the next symmetric pair will be used for the +12 V analog power; the next pair of buses is for the +5 V main logic power supply. The innermost power buses are the central system ground buses. In table 1, a listing of backplane bus connections, these initial assignments of power pins are shown in shade (a).


The power supplies used in building this system are provided by relatively inexpensive modular building blocks from James Electronics. The +5 V logic power is provided by a single regulated supply rated at 6 A. The 2 analog supply voltages are provided by separate modules rated at 1 A. In the photographs of the physical hardware, these modules are shown as mounted, prior to wiring.

In the design of the backplane bus once the power supply commitments have been made, the next items to consider are the data and address lines. Continuing the process of symmetrical allocation, the 16 address lines and 8 data lines should be assigned to bus pins in such a manner that if a card is rotated, data lines will map into data lines, and address lines will map into address lines. The address lines are split into 2 groups of 8 connections on either side of the symmetry axis. The data lines are

ONE PACKAGE DOES IT ALL

Includes these Application Programs . . .

Sales Activity, Inventory, Payables, Receivables, Check/Expense Register, Library Functions, Mailing Labels, Appointments, Client/Patient Records



RANDOM, MULTI-KEY RECORD RETRIEVAL under CP/M, CDOS, IMDOS, ADOS . . .

SELECTOR III ALLOWS INSTANT RECALL OF ANY RECORD USING ANY INFORMATION ITEM IN THE RECORD. That statement deserves re-reading, because that ability makes SELECTOR III the most powerful Date Base Management System in micro-computers today!

With **SELECTOR III** you can...

- define a record format, assign retrieval keys, and begin entering data in minutes.
- create sorted pointers to records matching your specific or range of requirements.

- automatically generate reports with control-break summaries and unlimited variety.

- bring an application on-line in hours instead of months.

SELECTOR III comes complete with eight application programs that perform the tasks listed at top of page. And, since it's distributed in source code form, you can easily add subroutines to do specific computations or file updates.

SELECTOR III runs under CBASIC Vers. 1 or 2, and is priced at \$295. **SELECTOR**

III-C2 is dedicated to Vers. 2 only, runs about twice as fast, and costs \$345.

Both systems are available in a variety of CP/M, diskette size and density formats including IBM 8"; North Star; Micropolis; TRS-80; Processor Tech Helios II; Altair; iCOM; Dynabyte; Imsai; and others.

Available from computer stores nationwide:

LIFEBOAT Associates

2248 Broadway, Suite 34,
New York, N.Y. 10024 • (212) 580-0082


Or order direct from

MICRO-AP

9807 Davona Drive, San Ramon, CA 94583
(415) 828-6697

allocated into 2 groups of 4 connections. Continuing the listing of the backplane connections in table 1, these assignments of 24 address and data pins are shown in shade (b). At this stage in the allocation of logical signals to the bus, 24 of 40 available pins have been used, leaving 16 pins still to be determined.

The next item to consider is the set of lines which con-



nect the central processor to the external world. These lines are the essential timing and control signals which define the discipline of the bidirectional 8-bit bus used by the microprocessor. In the specifications of the 6809, the following signals are defined which have relevance to the outside world:

- RW = Read versus Write bus direction relative to the processor.
- ENABLE = Clock output ("Phi 2") of processor.
- QENABLE = Quadrature clock of processor.
- RESET = system reset line to processor and all peripherals.
- MRDY = memory-ready line, for use with slow memory devices.
- BREQ = bus request for direct memory access (DMA).
- BA = bus available.
- BS = bus status.
- FIRQ = fast interrupt request.
- IRQ = interrupt request.
- NMI = nonmaskable interrupt request.

The simplest and most direct way to deal with these 11 signal lines would be to bring them out to the backplane. But do we really need all these signal lines in this processor? Might it be more useful to commit a majority of the remaining 16 lines to interrupt activities, rather than having nonessential copies of the lines coming from the processor circuit? For example, we may prefer to incorporate 8 separate interrupt lines in order that each of a possible 8 peripheral devices could have a dedicated line. If this is to be accomplished, then the total commitment of noninterrupt lines to the backplane must be 8 lines instead of the mixed selection of 3 interrupt lines and 8 signal lines shown above. How can we modify this set of backplane signals given the limitations and purposes of this particular design?

First, remember that this application is a simple and limited one in which no direct-memory access is being implemented, and that all memory will be fast enough to drive the processor at full speed. Given this requirement, the 2 signals memory ready (MRDY) and bus request (BREQ) can be removed from the set seen by the external world beyond the processor card. We have thus reduced the backplane line count to 9 lines, nearly enough to allow 8 distinct interrupt lines.

The next items to question are the bus available (BA) and bus status (BS) signals. These are used to decode 1 of 4 possible states: normal operation, interrupt acknowledge, synchronization acknowledge, and bus grant (halt acknowledge). Of these, the limited goals of the present



Table 1: An allocation of backplane signals. As described in the text, this backplane signal set provides for 8 bidirectional data lines, 16 address lines, 8 individual fast interrupt lines used with a (slow) software polled strategy, 2 direct interrupt lines, and 4 essential timing signals for the 6809 and its relationship with the external world. The assignment of these lines is kept symmetrical, so that while the processor may not work if any board in the system is inadvertently plugged in the wrong way, no major conflicts will occur that could damage a gate or buffer. The shades indicate stages in the backplane allocation process described in the text: (a) pins are the power connections; (b) pins are the address and data connections; (c) pins are the 16 lines allocated to processor control signals and interrupts.

FALL 1979

000101011111010001010111010100000010000101111101000101010111110100010101110

JAMES MARTIN SEMINAR

0001010111110100010101110101000000100001010111101000101011101010000001000



Future Strategy, Management, & Design for:

- Distributed Processing
- Data Base
- Networks
- Corporate Strategy

Washington, D.C.	October 15-19
Los Angeles	October 22-26
Boston	November 5-9
Chicago	November 26-30

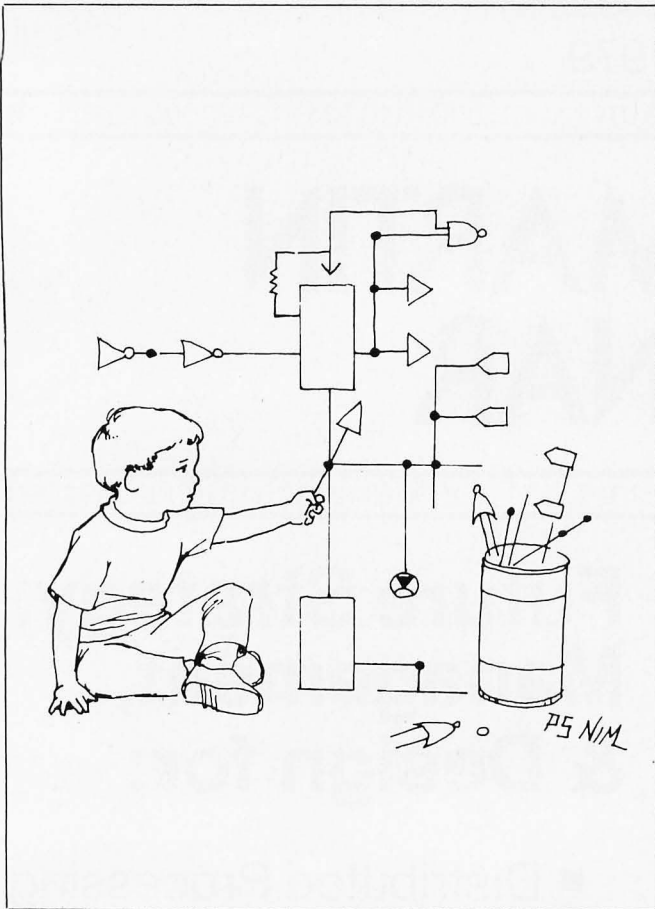
Seminar Fee: \$1150.00

00010101111101000101011101010000001000010101111101000101011101010000001000

CALL OR WRITE:
(213) 476-9747

**TECHNOLOGY
TRANSFER
INSTITUTE**

P.O. BOX 49765, LOS ANGELES, CA. 90049 (213) 476-9747



system make the only externally relevant state "normal operation" if we can confine interrupt handling logic to the processor card. Can this be done? The answer is "yes", if we define fixed read-only memory vectors for all interrupts, and eliminate the need to decode interrupt acknowledge externally for purposes of altering the interrupt vector locations. Thus the backplane signal requirements have been further reduced to 7 lines, still allowing the 3 original interrupt lines to come out to the external world off the central processor card.

Now let's examine the interrupt handling capabilities of the processor. Of the 3 available interrupts, the fast interrupt is the most general. The reason for this is that it only stacks away the essentials of the processor state when acknowledging the interruption with a branch through the FIRQ vector location, hexadecimal address FFF6. These essentials are the condition code, and the return address. In contrast, the NMI and IRQ interrupts always stack away the entire current contents of the central processor's set of registers. If we use the FIRQ signal for most interrupt activity, then, when speed is needed, only those registers which are used by the interrupt routine can be stacked away using the multiple register push and pull instructions. If the operation of the NMI or IRQ (ie: complete protection) is required, the multiple register operation of push and pull can be extended to cover all the processor registers using the proper "post-byte" which selects registers.

What about devoting the FIRQ interrupt input to 8 different possible sources, using a concept of a software-pollled flag register and a parallel input port to prioritize "who called"? This eliminates 1 more line from the original backplane signal requirements, while adding 8 interrupt lines labeled I0 through I7. We keep the NMI and IRQ lines available for truly high-priority interrupt signals which must go in directly without much software decoding. Our result then is the final backplane signal set listed in table 1, with this last set of additions shown in shade (c). Two lines are left uncommitted at this stage, in case an essential signal concept is omitted. One or more interrupt lines (I0 through I7) can be sacrificed, if more than 2 lines must be added due to some shortcomings.

With this general discussion of the system's backplane complete, I will continue these notes next month with a more detailed sketch of the system's most important card: the central processor module. Following this design discussion, the final installment on the processor module will be a short description of the detailed schematic as I wire it. ■

WANTED: ASSISTANT EDITOR

Job Opportunity


onComputing, BYTE's companion magazine, is growing rapidly. We have an immediate opening for the job of assistant editor of onComputing, a McGraw-Hill publication. This creative opportunity offers the potential for growth in the exciting world of publishing.

Candidates for this position should have a firm grounding in personal computer hardware and software, and should have the ability to write and edit clearly and accurately. A technical degree and some journalism experience are desirable but not mandatory. onComputing covers the world of personal computing, but is written in a less technical style than BYTE. It is aimed at the beginner, professional person, student, and anyone interested in learning more about personal computers.

onComputing is located in Peterborough NH, the heart of the southern New Hampshire vacation region. Conveniently located 90 minutes from Boston, Peterborough offers the benefits of a wide variety of cultural activities, plus the peaceful seclusion of the country.

If this position sounds interesting, we'd like to hear from you. Send your resume in confidence to Chris Morgan, Editor-in-Chief, onComputing, 70 Main St, Peterborough NH 03458, or call (603) 924-7217.


Time is of the essence!



Articles Policy

BYTE is continually seeking quality manuscripts written by individuals who are applying personal computer systems, designing such systems, or who have knowledge which will prove useful to our readers. For a more formal description of procedures and requirements, potential authors should send a large (9 by 12 inch, 30.5 by 22.8 cm), self-addressed envelope, with 28 cents US postage affixed, to BYTE Author's Guide, 70 Main St, Peterborough NH 03458.

Articles which are accepted are purchased with a rate of up to \$50 per magazine page, based on technical quality and suitability for BYTE's readership. Each month, the authors of the two leading articles in the reader poll (BYTE's Ongoing Monitor Box or "BOMB") are presented with bonus checks of \$100 and \$50. Unsolicited materials should be accompanied by full name and address, as well as return postage.



ALPHA MICRO
CROMEMCO
NORTH STAR
Multi-user/bank
select compatible

Model DMB-6400 Series dynamic 64k byte RAMS incorporate the features which are standard in the DM-6400 Series and adds the following capabilities:

- ALPHA MICRO, CROMEMCO, and NORTH STAR output port bank select compatible.
- Four (4) 16k byte, functionally independent memory banks.
- Memory bank size can be incremented to 64k bytes in 16k increments.
- Eight (8) 64k byte banks of memory per output port.

Model DM-6400 Series dynamic 64k memory boards feature IEEE S-100 compatible timing and on board transparent refresh.

- Memory selectable and deselectable in 4k byte increments.
- 25 MHz on board crystal oscillator for independent timing.

DMB-6400 and DM-6400 Common Features:

- 4 MHz Z80 operation with no wait states.
- Low power- 8 watts maximum.
- Tested and burned-in.
- Reliable, expandable memories.

ONE YEAR GUARANTEE

THE FOLLOWING PRODUCTS ARE AVAILABLE FROM YOUR LOCAL DEALER.

- | | | | |
|---|---|--|--|
| <input type="checkbox"/> DMB-6400/64K RAM | <input type="checkbox"/> DMB-3200/32K RAM | <input type="checkbox"/> DM-6400/64K RAM | <input type="checkbox"/> DM-3200/32K RAM |
| <input type="checkbox"/> DMB-4800/48K RAM | <input type="checkbox"/> DMB-1600/16K RAM | <input type="checkbox"/> DM-4800/48K RAM | <input type="checkbox"/> DM-1600/16K RAM |

U.K. & EUROPEAN REPRESENTATIVE:
ABACUS COMPUTERS LTD.
62, NEW CAVENDISH STREET
LONDON, W1M 7LD U.K.
TEL: 01-580/8841 TELEX: 881-3085

AUSTRALIAN REPRESENTATIVE:
COMPUTERLAND OF MELBOURNE
555 COLLINS STREET
MELBOURNE, VIC3000
TEL: 625581

MEASUREMENT
systems & controls
incorporated

867 North Main Street • Orange, CA 92668
Telephone: 714/633-4460

Belais' Master Index to Computer Programs in BASIC Gives You Access to \$14,836.14 Worth of Computer Programs for Just \$7.95!

Now Available Off-The-Shelf

You paid hundreds or even thousands of dollars for your new microcomputer. By now it may be dawning on you that a \$1,000 computer with no software is just \$1,000 worth of scrap metal!

But computer programs cost money. In a recent survey of 1,984 computer programs offered for sale in the top three home computer magazines, the average price was found to be \$27.94. What a rip-off!

You don't need to spend hundreds of dollars to get a complete library of programs for your computer. That is, you don't if you have *Belais' Master Index to Computer Programs in BASIC*.

Belais' Master Index gives reviews of 531 programs that have appeared in 10 major home computer magazines—programs that you can type into your computer for free!

This large 8 1/2 x 11, 192-page directory is packed with information. This is not just a simple listing of article titles, but a complete reference work!

Each BMI review is complete—it has everything you need to know about a program. A brief index line capsulizes the review for quick reference. Source information shows you where the program can be found. Any updates or corrections are shown so you know the program is accurate and complete. The text of the review gives you a full description of what the program does. In addition, the review gives detailed technical information about what hardware and software the program needs. Everything you need to know is right at your fingertips!

We don't provide the program listings themselves, of course. But we do tell you where you can pick them up—even ones that appeared in print years ago.

You don't have to be a programming wizard to use *Belais' Master Index*. That's because BMI lists only finished, ready-to-run programs in BASIC, the easy-to-use language mastered by millions.

Even if you're a master programmer, you'll appreciate *Belais' Master Index*. Why slave away hours, days, or even weeks writing a program

when someone else has probably already done the work for you? These programs are working, documented, and ready-to-go.

Programs like: *Circuit Design, Psychoanalysis, PASCAL Compiler, Forrester's World Simulation, and Color T.V. Tester*. Never again will you have trouble answering that question: "But what are home computers good for?"

Then again, there's always MONEY. Maybe you haven't thought of all the ways your "fun" computer could turn out a little of the green stuff for you. Maybe you haven't—but a lot of other people have, and they've written up their ideas for you to use. *Belais' Master Index* lists dozens of programs that you can use to set up your own business.

If you already have a business, *Belais' Master Index* has the programs to turn your home computer into a full-fledged business system. General ledger, billing, payroll, mailing lists, word processing—no matter what type of business you have, *Belais' Master Index* has the programs you need.

All this and save \$2.00, too! The cover price of *Belais' Master Index to Computer Programs in BASIC* is \$9.95. But because you're buying by mail, we don't have to pay a commission to a bookstore. So we're going to pass the savings along to you. Order now and you can get your copy of *Belais' Master Index* for just \$7.95!

To order, write your name, address, and the words "Belais' Master Index" on a piece of paper. Make out your check for \$7.95 plus \$1 shipping (Calif. residents add 54¢ sales tax).

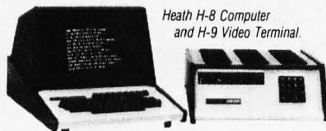
If you want to use your VISA or Master Charge card, give the total for your order, your account number, the expiration date of your card, and your signature.

Send your order to Falcon Publishing, Dept. T, 140 Riverside Ave. P.O. Box 688, Ben Lomond, CA 95005.

We absolutely guarantee you'll find *Belais' Master Index* one of the most useful books on your shelf. If you're not completely satisfied, return it to us within 30 days and we'll refund every cent you paid. You can't lose, so order NOW!

Now learn the electronics of microprocessing.

Enjoy the challenge and excitement of learning about microprocessing hardware—how it functions and how to repair it—by actually building your own equipment as you learn.



Heath H-8 Computer and H-9 Video Terminal.

National Technical School's Microcomputer Division offers three such learn-by-doing courses that you can enjoy at home, in your spare hours. Each combines clear, concise lessons with Heath and NTS-designed digital equipment—a combination our students tell us makes for "lively" home study.

Find out more about these valuable NTS Microcomputer Courses. Send today for our colorful 65-page catalog—it's FREE!

No obligation. No salesman will call. Approved for veteran training.

NATIONAL TECHNICAL SCHOOLS

TECHNICAL-TRADE TRAINING SINCE 1905
Resident and Home-Study Schools
4000 South Figueroa St., Los Angeles, Calif. 90037

Clip And Mail Today!

NATIONAL TECHNICAL SCHOOLS Dept. 217-039
4000 South Figueroa Street • Los Angeles, California 90037

Please rush your FREE 65-page color catalog

Name _____

Address _____

City _____

State _____ ZIP _____

Check if interested in G.I. Bill information.

Check if interested ONLY in classroom training in Los Angeles.

TRS-80 SOFTWARE 32K with 2 DISK DRIVES PAYROLL SYSTEM \$235

- Includes:
- a) File Maintenance
 - b) Payday Entries
 - c) Earnings Record
 - d) Payroll Register
 - e) Write Pay Checks
 - f) Write Other Checks

Handles up to 300 employees per diskette. Automatically calculates FICA, FED. TAX, UNEMPLOYMENT and much more.

ALSO AVAILABLE

- ACCOUNTS RECEIVABLE \$195
- ACCOUNTS PAYABLE \$195
- INVENTORY CONTROL with BILLING & ACCT'S REC. \$550
- MANUALS \$29.95/ea.
- CUSTOM PROGRAMS & OTHERS

CAI

1st Security Bank Bldg.
3306 W. Walnut, Suite 507
Garland, TX 75042
PHONE: (214) 272-3211

With money order or certified check, orders shipped within 24 hours.

TRS-80 FUN GAMES at NEW LOW COST

- CRAPS - all types play - no player limit \$6.95
- BIG SIX - 40 different number combo. \$5.95
- BIO-RYTHM - different from any others \$5.95
- PERPETUAL CALENDAR - from Christ to infinity \$4.95
- SAVE \$4.80 -
- Order all 4 Programs for only \$19.00

BLANK C-10 CASSETTES - Highest Quality 1-5
\$1.30 ea; 6-10 \$1.15 ea; 11-20 \$1.05 ea;
over 20 \$.95 ea. Any quantity only \$.85 ea.
with order of \$19.00 for 4 games.

Dontho Scientific
P.O. Box 864, Mich. City, Ind. 46360

DONTHO SCIENTIFIC

P.O. Box 864 - Michigan City, Indiana 46360

Please ship the following:

- CRAPS \$6.95 BIG SIX \$5.95
- BIO-RYTHM \$5.95 CALENDAR \$4.95
- ALL 4 PROGRAMS \$19.00

Blank C-10 Cassettes - Quantity _____

NAME _____

ADDRESS _____

CITY/STATE/ZIP _____

Check Money Order

Complete money back guarantee. No questions. Personal checks accepted. We trust you. All shipments made in 10 days.

Omikron transforms TRS-80* into a powerful business system.

STANDARD DRIVES 8" Drives give you 5 times the speed and 3 times the storage of your mini drives! Our system provides a standard Shugart interface so you can use either your 8" drives or ours. Omikron drives are enclosed in an attractive metal cabinet, and include a power supply.

SOFTWARE CP/M* is the most popular operating system for microcomputers. But many high-level languages and advanced business programs cannot run with the special CP/M* designed exclusively for the TRS-80*. The Omikron MAPPER with standard CP/M* allows you to expand your software capability to go beyond the few available TRS-80* compatible packages.

TRS-80* with MAPPER out-performs systems costing \$1000 more!

The MAPPER I and MAPPER II are plug-in modules. They don't require any circuit changes, are easy to install, and they don't interfere with the normal operation of your TRS-80*. All your original software, including Level III BASIC will still run properly. Omikron products require 16KL II BASIC and the TRS-80* Expansion Interface.

★ ★ ★

MAPPER I is a memory management unit which adapts your TRS-80* to run standard CP/M*. Versions for both 5" and 8" drives are available. The package includes CP/M* software on 5" or 8" diskette, and documentation. 5" unit, \$169. 8" unit, with adapter cable, \$199.

MAPPER II includes the MAPPER I package plus a disk adapter module which allows both 5" and 8" drives to run on the same cable. Drive selection is under software control to permit easy file transfer between the drives. With cable, \$249.

CONVERSION —If you purchase MAPPER I or II and plan to use only mini-drives, Omikron will transfer CP/M* files from 8" diskette to a 5". This allows you to run software previously available to only 8" drive owners. \$25 per mini-diskette.

DRIVE — 8" drive, \$849. Additional drive, \$695. **WARRANTY** — 1 year on boards; 90 days on drives. VISA/MasterCharge accepted. Prepaid orders given top priority.

*CP/M is a TM of Digital Research. TRS-80 is a TM of Tandy Corporation.



PROFESSIONAL



INCOME TAX PROGRAMS FOR TRS-80™

Accountants, lawyers, tax consultants nationwide, prepared over 30,000 1978 Federal tax returns using our system.

Displays and fills in Form 1040 and related schedules on the screen, then prints out the completed forms automatically.

Change your mind? Make an error? Correct a single entry and you have a brand new form with all re-computations made automatically.

No tax system, running on any computer anywhere, has all the features of our professional system, and yet—

Our base program, which does 1040 and Schedule A costs only \$189.95

And! You can add schedules for only \$37.95 each, customizing your system to your requirements.

CONTRACT SERVICES ASSOCIATES

706 SOUTH EUCLID

ANAHEIM, CA 92802

TELEPHONE (714) 635-4055

FREE CATALOG AND BROCHURE TO PROFESSIONALS



STARFLEET ORION



A specially designed SF TACTICAL BATTLE GAME for your PET, TRS-80 or APPLE Computer.

The man called Sudden Smith watched the five blips on his screen spread out to meet the enemy. Two freighters converted into something like battlewagons, powerful but slow, and three real cruisers: the most powerful group of warships ever seen near the Promethean system — except for the Stellar Union fleet opposing them. Everyone was calling it Starfleet Orion, though it existed for only this day. It was life or death, and, after the object lesson on the planet Spring, everyone knew it.

STARFLEET ORION is a complete 2 player game system

- rule book
- battle manual
- cassette
- ship control sheets
- program listings

Includes 2 programs, 22 space ship types, and 12 playtested scenarios. Game mechanics are extremely simple, but play is exciting, challenging, and rich in detail. Specify PET (8K), TRS-80 (Level II, 16K), or APPLE II (16K & 32K) \$19.95.

Ask your local dealer or send your check to:

Automated Simulations
Department Y
P.O. Box 4232
Mountain View, CA. 94040

California residents please add 6% sales tax

6800 DEVELOPMENT SOFTWARE

An integrated applications development and execution system.

SDOS

All devices **interrupt-driven** including typehead. Provides device independent, byte addressable random files. Supports any mixture of floppy or hard disk drives up to 2.5 **billion** bytes. Sector read-ahead and buffer pool enhance application performance. Flexible: Currently runs on 7 manufacturers' systems, using 10 different drive/controllers, including mini-floppies and hard disk.

BASIC COMPILER

For speedy business applications. 10 digit BCD; random access to variable size records; long variable names; formatted output; **if-then-else**; error trapping. Field proven for over 2 years.

EDIT

A powerful text editor with change, delete, replace commands. Automatic display of modification or context changes; macro facilities for complex or repetitive editing.

ASM

2 pass conditional assembler; 32 character labels; symbol table dump and cross-reference; error cross-reference; extensive arithmetic and listing control.

IDB

Single-step, multiple, real time breakpoints; memory dump; multiple display modes. No special hardware needed.

Over 500 pages of documentation to match this proven software.

Complete package: **\$760.00**

Also (not including SDOS) available for SWTP, Exorcisor, SSB and MSI DOS.

Write for free catalogue. Sizable distributor discounts.



SOFTWARE DYNAMICS
2111 W. Crescent Avenue, Suite G
Anaheim, CA 92804
(714) 635-4760

TRS-80 disk software

DISKETTE DATA BASE IDM-III 32K \$49
You can use it to maintain a data base & produce reports without any programming. Define file parameters & report formats on-line. Features key random access, multi-keys, sort, select, field arith, audit log. Almost use up all 32K.

ACCOUNT manage client accounts & account receivable. Automatic billing & transaction recording. Print invoices and reports. 32K req. \$59.

WORD PROCESSOR 16K \$39
Our WORD-III is the first word processor specifically designed for TRS-80 that uses disk storage for text. Written in BASIC. No special hardware and text limit. Use for letters, manuals & reports.

MAILING LIST 16K \$35
It lets you maintain data base and produce reports & labels sorted in any field. Random access. 2-digit selection code used.

INVENTORY 16K \$39
While others use inefficient sequential file, we use 9-digit alphanumeric key for fast on-line random access. Record has key, description, level, safety level, order amt., unit cost & price, annual usage, location and vendor code. Reports give order info, performance summary, etc.

KEY RANDOM-ACCESS UTIL 16K \$19
Lets you access a record by specifying a key. Features hashing, blocking, buffering technique, auto I/O error retry, etc.

MICRO ARCHITECT
96 Dothan St.
Arlington, MA 02174

'TINY' PASCAL for TRS-80® & NORTH STAR®

Now you too can have Pascal! The Chung/Yuen 'Tiny' Pascal has been specially designed for TRS-80 & North Star owners. The full power & elegance of 'Tiny' Pascal is at your command. Programs written in 'Tiny' Pascal run at least 4 times faster than the same program in BASIC! 'Tiny' Pascal is also a great way to learn Pascal Programming, & fun too.

The minimum system requirements are: Level II, 16K for TRS-80, (no disk required) & 24K for North Star (specify density).

SOURCE TOO!

But most important, you also get source to 'Tiny' Pascal written in Pascal with each purchase! You can even compile the compiler! (Requires 36K for North Star systems, & 32K, Level II for TRS-80). You can customize your own version, or just use it the way it is.

'Tiny' Pascal is a subset of Standard Pascal & includes:

RECURSIVE PROCEDURE/FUNCTION, IF-THEN-ELSE,
REPEAT/UNTIL, 'PEEK & POKE', WHILE, CASE, & MORE!

(Plus full graphics for TRS-80 as well)

Also you can save & load programs.

You get all this & more, plus a user's manual for \$40.00.

available from:

SUPERSOFT

P.O. Box 1628
Champaign, IL 61820
(217) 344-7596

All orders pre-paid, Illinois residents add 5% sales tax

BYTE BACK ISSUES FOR SALE

The following issues are available:

1976: July
1977: March, May thru December
1978: February, October, December
1979: January thru August

Cover price for all issues thru August 1977 is \$1.50 plus \$.25 postage and handling (\$3.50 total foreign). September '77 thru '79 issues are \$2.00 plus \$.50 postage and handling (\$4.00 total foreign).

Send requests with payment to:

BYTE Magazine
70 Main St, Peterborough NH 03458
Attn: Back Issues





Good Buys From Disks, Etc.

Verbatim 10 for \$29.00
MINI-DISKS or 3 for \$10.00

New! Verbatim Digital Quality Cassettes For Personal Computers

Professional quality cassettes feature leader-free, splice-free, premium grade tape, precision engineering features. For top performance in popular personal computers, including Apple, PET, Heathkit, Atari and Mattel.

2 for \$5.45



Mini-Disk Protectors
Fit 3-Ring Binders

Tough, glare-proof vinyl.
Holds 2 diskettes and ID cards.
75¢ ea., 10 for \$5.75

Storage Cases

Made of durable, molded plastic. Choice of black or beige.

Maxi Case, \$4.25
Mini Case, \$3.75

MasterCharge,
Visa,
Checks OK.
No COD's.




P. O. Box 327 C
Center Valley,
Pa. 18034

SPECIALIZING IN QUALITY MICROCOMPUTER HARDWARE

INDUSTRIAL • EDUCATIONAL • SMALL BUSINESS • PERSONAL


BUILDING BLOCKS FOR MICROCOMPUTER SYSTEMS, CONTROL & TEST EQUIPMENT



WIRED: \$295.00


R² I/O

2K ROM
2K RAM
3 Serial Ports
1 Parallel Port



KIT: \$279.00
WIRED: \$310.00

16 K RAM
FULLY STATIC
MEMORY



KIT: \$200.00
WIRED: \$250.00

ECT-100-F
RACKMOUNT
CARD CAGES



KIT: \$340.00
WIRED: \$395.00

TT-10
TABLE TOP
MAINFRAMES

POWER SUPPLIES, CPU's, MEMORY, OEM VARIATIONS

ELECTRONIC CONTROL TECHNOLOGY (201) 686-8080

763 RAMSEY AVE.
HILLSIDE, N.J. 07205

What's New?

Low Cost Computer Assisted Instruction

APPILOT language is an Apple II version of the standard computer assisted instruction (CAI) language, PILOT. Using lesson files created by the APPILOT program editor, APPILOT creates multimedia learning experiences with text, graphics and sound. The student can interact with APPILOT using both numbers and words which APPILOT recognizes as student input.

APPILOT conforms closely to the proposed common PILOT standard, but it incorporates features that fully use the capabilities of the Apple II computer. Among these features are color graphics commands, a musical minilanguage, and disk commands for lesson segmentation which give an effective lesson size up to 90 K bytes. APPILOT also links to the Apple's integer BASIC to allow full calculation capacities.

APPILOT is available on tape and disk, and is offered on Super Load tapes and for those Apple owners who wish to run prewritten APPILOT lessons. For \$17.95 the user can execute APPILOT lessons on a 16 K byte Apple, using only tape storage. Included on the tape is the interpreter and a demonstration lesson about APPILOT. Also provided is a documentation manual for running APPILOT and for linking it with the MUSE APPEN-I Text Editor, which may be used for creating and editing APPILOT lessons.

For institutions that wish to write as well as use APPILOT lessons, the

CP/M Text Editor

ED-80 is a text editor designed to run under CP/M and derivative operating systems on 8080, 8085, and Z-80 disk based systems. A user's manual of over 60 pages describes both implementation and usage. ED-80 has a simple command structure patterned after the University of Maryland's editor for UNIVAC 1100s. Over 50 commands are provided, including forward or backward locate, change, and find commands; insert, delete, append, print, list, macro, case, scale, tabset, and window commands; and get and put commands for copying, moving, merging, and duplicating edit files and program libraries. An internal location counter is maintained for displaying with text, prompting for user input, and for line positioning.

ED-80 provides a window approach to text editing that is not hardware

APPILOT Edu-Disk converts a 32 K byte Apple with disk into a complete CAI system. The user can develop lessons, store them on disk, and run them with the APPILOT interpreter. The Edu-Disk comes with interactive lessons that instruct the user on all aspects of the APPILOT CAI development system. The APPILOT Edu-Disk is being offered for \$49.95 which includes a detailed documentation manual. For further information, contact MUSE, 7112 Darlington Dr, Baltimore MD 21234.

Circle 565 on inquiry card.

dependent. Users may examine and edit data through a one line window as it is moved through the edit file. A window command allows instantaneous full screen displays of both the current line and surrounding lines, with forward and backward scrolling.

Compatible with existing CP/M edit files, ED-80 is available on an 8-inch single density disk for \$71. For further information contact Software Development and Training Inc, POB 4511, Huntsville AL 35802.

Circle 568 on inquiry card.

16-Digit Scientific Subroutine Package for Microsoft Extended and Disk BASIC Interpreters

DPFUN is a comprehensive 16-digit precision scientific subroutine package written for Microsoft extended and disk BASIC interpreters, including TRS-80 Level II BASIC. The 13 double-precision exponential, logarithmic, trigonometric, and inverse trigonometric functions provide a valuable utility for engineering and scientific applications. DPFUN uses truncated continued fraction algorithms that result in easily entered code, fast execution, and full exploitation of the precision that is available in 64-bit binary floating-point notation. The complete set of subroutines occupies approximately 2.5 K bytes.

The DPFUN source code only is available for \$10 postpaid. For further information contact Miken Optical Co, 53 Abbett Av, Morristown NJ 07960.

Circle 569 on inquiry card.

Machine Language Programs for the PET Computer

The SYS7171 and the SYS8181 are two new machine language programs for the PET 2001 computer. SYS7171 is a machine language monitor which allows a programmer or PET user to program in machine language, or in BASIC, without destruction of the monitor once it is loaded. Programs may be saved, loaded or rewritten yet SYS7171 remains coresident and undisturbed.

SYS8181 is a machine language renumbering program which requires only 1 K byte of programmable memory for its operation. After it is loaded, the user can load a BASIC program and it will be renumbered in seconds.

SYS7171 sells for \$29.71 and SYS8181 is priced at \$18.71. For further information, contact National Artificial Intelligence Laboratory, POB F, Mobile AL 36601.

Circle 566 on inquiry card.

Word Processing Software System

Autoscribe is a professional word processing system designed for the business world. With Autoscribe, typed text appears on a video terminal screen as it will be printed, and corrections, deletions or revisions can be made in seconds. The finished document is typed at hundreds of words per minute. Letters, contracts and other documents can be produced quickly on single page or continuous form print-out. The original data is recorded and saved on the user disk. Documents can be retrieved instantly and reprinted as needed. No computer language is needed. All instructions are in English. Autoscribe software operates on Z-80 and 8080 systems utilizing North Star disk, a Soroc or Hazeltine terminal and a letter quality printer. For further information contact MicroAge Wholesale, 1425 W 12th Place, Tempe AZ 85281.

Circle 567 on inquiry card.

Elementary Math Tapes for TRS-80

The Microcomputer Mathematics Program K-8 consists of a set of tapes for drill, practice and tutorial in addition, subtraction, multiplication, division, fractions, numeration and decimals for kindergarten through 8th grade. The tapes are programmed for use on a Radio Shack Level II BASIC TRS-80 microcomputer and 16 K bytes modified memory. The teacher's manual gives an overview of the program, suggests ways to use the program, correlates the skills to selected mathematics texts, and provides suggestions for individualizing math instruction. One set of microcomputer Mathematics Program K-8 tapes including the teacher's manual is \$995. For further information, contact Foundation for Quality Education Inc, 802 Merchants State Bank Building, 5217 Ross Av, Dallas TX 75206.

Circle 570 on inquiry card.

A COMPLETELY REFURBISHED "SELECTRIC" ASCII
TERMINAL FOR THE SMALL BUSINESSMAN OR SERIOUS HOBBYIST.

The AJ 841 I/O terminal. Now available from dealers nationwide.

Demand for our AJ 841 I/O computer terminal has been great. And now it's getting even greater. So call your local computer shop dealer right away. Supply is limited! You may never have another opportunity like this one to buy your own *professional* terminal.



The AJ 841 features:

- Choice of serial RS 232 or parallel interface
- ASCII code
- 14.9 cps printout
- High quality Selectric printing
- Heavy-duty Selectric mechanism
- Off-line use as typewriter
- Documentation included
- 30-day warranty on parts and labor (details available on request)

Call toll-free now

For location of your nearest AJ dealer, call toll-free:

800/538-9721

California residents call 408/263-8520.

 **ANDERSON
JACOBSON**

WHAT'S IT?

(Wow! How'd All That Stuff get In There?)TM

from Computer Headware
... the Self-Indexing Query System
for your Apple II, North Star, or CP/M machine

Distributed by:

- Information Unlimited / 219-924-3522
P.O. Box 8372, Merrillville, Indiana 46410
- Lifeboat Associates / 212-580-0082 (CP/M model only)
2248 Broadway, Suite 34, New York City 10024
- Structured Systems Group, Inc. / 415-547-1567
5208 Claremont Avenue, Oakland, California 94618

Computer Communication at Your Fingertips



VuePoint is a touch input display panel that measures only 2½ inches thick. Vuepoint's 12 line by 40 character flat panel also provides a unique touch input capability. This approach permits efficient and speedy operator interaction using menu-driven displays. Vuepoint's microprocessor based controller provides all standard smart video features plus the following: touch response in matrix or screen echo modes, multiple display buffers, and alternate character sets. Communication is by standard 300-19200 bps asynchronous RS-232 protocol. Options include wall or rack mount, auxiliary printer, and 128 character ASCII keyboard. Vuepoint is priced at \$3500. For further information, contact General Digital Corp, 700 Burnside Av, E Hartford CT 06108.

Circle 571 on inquiry card.

APL/Z-80 Release 2.0

Vanguard Systems Corp, 6812 San Pedro, San Antonio TX 78216 has announced the release of version 2.0 of APL/Z-80, an APL interpreter for Z-80 based microcomputers. APL/Z-80 includes the following features: dynamic execution of system commands; serial printer support; shared variables; auxiliary processor for I/O (input/output) ports which allows complete device control using defined APL functions for any device interfaced to the Z-80 I/O port; and auxiliary processor implementation of a file system featuring a directly indexable file having variable


length records, each of which can be an APL array of arbitrary type, shape, and size (up to available workspace).

A workspace containing defined APL/Z-80 functions, implementing each of the primitive functions not present in this version of APL/Z-80, is distributed with each system. The hardware required is a Z-80 processor, a disk drive, and either serial ASCII APL console terminal or ASCII keyboard and video display board compatible with the Vector Graphic Flashwriter or Processor Technology VDM-1.

The end user license for use on a single processor is \$350.

Circle 572 on inquiry card.

Distributed Computer System Based on Personal Computers



Cluster/One is a distributed processing alternative to BASIC timesharing. The central Cluster/One unit (the Queen) connects to 15 personal microcomputers (the Drones), via a high-speed parallel data bus (the Clusterbus). An optional feature provides support for an additional 15 Drones. Currently supported as Drone stations are the Apple II, Commodore PET 2001-8, and TRS-80.

Programs and data files can be shared among the users of Cluster/One. They are stored on two IBM compatible eight inch floppy disks. Each disk holds up to 315 K bytes of data. Disk data transfer rate is 250 K bits per second, managed by a large scale integration floppy disk controller chip. All data transfers are cyclic redundancy checked (CRC) and disk writes are automatically verified. Data is transmitted to each Drone station in packets, with individual error checking. Typical system response time for program loading is two seconds.

Cluster/One commands are quite similar to their counterpart cassette tape commands. Disk commands may be imbedded in user programs, permitting menu-driven program loading or chaining.


Cluster/One comes with a full set of utility programs for system maintenance and backup, along with separate documentation for the end users. Prices begin at \$4500 and vary with the particular configuration and options selected. For further information, contact Nestar Systems Inc, 810 Garland Dr, Palo Alto CA 94303.

Circle 573 on inquiry card.

Where Do New Products Come From?

The information printed in the new products pages of BYTE is obtained from "new product" or "press release" copy sent by the promoters of new products. If in our judgment the information might be of interest to the personal computing experimenters and homebrewers who read BYTE, we print it in some form. We openly solicit releases and photos from manufacturers and suppliers to this marketplace. The information is printed more or less as a first in first out queue, subject to occasional priority modifications. While we would not knowingly print untrue or inaccurate data, or data from unreliable companies, our capacity to evaluate the products and companies appearing in the "What's New?" feature is necessarily limited. We therefore cannot be responsible for product quality or company performance.

Heat Sealable Cassette Holder



This cassette holder, designated Pocketrays, will hold a cassette securely with the title visible. Cassettes are fully protected on three sides. There are 12 Pocketrays to a sheet which is perforated vertically and horizontally. These may be snapped apart into single units or in any multiple to fit the most creative configuration. Made of PVC, these cassette holders are easily heat sealed to any vinyl material, with a minimum of tooling. Samples, pricing, and literature are available from Charles Leonard Inc, 79-11 Cooper Av, Glendale NY 11227.

Circle 574 on inquiry card.

FLOPPY DISK REPAIR



- *PerSci and Shugart*
- *Quick turnaround*
- *Factory trained on PerSci*



COMPUTER SERVICE CENTER
7501 Sunset Blvd
Hollywood CA 90046
213-851-2226

Circle 68 on inquiry card.

Come Help Us Celebrate The Child

St. Jude Children's Research Hospital continues its search for life-saving knowledge about catastrophic childhood disease. And this search continues because people care. There's no charge to patients or their families, once admitted to its research studies by physician referral. The cost of drugs, equipment, and research programs is met primarily by public contributions. Help us celebrate the child by sending your tax-deductible check or request for further information to St. Jude Children's



Research Hospital,
539 Lane Ave.,
Memphis, TN 38105.

ST. JUDE CHILDREN'S RESEARCH HOSPITAL
Danny Thomas, Founder

TRS-80, PET, APPLE, SORCERER Hardware/Software Systems

Available now:

- **HAM INTERFACE**--including the most sophisticated RTTY systems money can buy.
- **Baudot and ASCII printer interfaces.**
- **Electra Sketch®**, ANIMATION GRAPHICS Compiler

Write or call for free catalog

MACROTRONICS, inc.

P.O. Box 518 (A) Keyes, CA 95328
(209) 634-8888 / 667-2888 (R) (S)

We are experiencing telephone difficulties, please keep trying.

Circle 206 on inquiry card.

GET CONNECTED

Connect your S-100 BUS or TRS-80 system to the telephone network and *turn it into a terminal.*

The μ -Phone[©] is absolutely all you need — it's not just a modem, not just a controller.

Just plug the μ -Phone[©] into your processor and plug it's cable into a standard modular telephone wall jack and you're connected.

The μ -Phone[©] is BELL 103 compatible and F.C.C. registered.

Another Fine Idea From
I.D.E.A.
850 Lexington St.
Waltham, MA 02154
617-893-1368

Circle 178 on inquiry card.

Don't Forget!

**Our New 4K Byte Non-Volatile
Memory Boards Won't Let You!**

- 30 days minimum guaranteed data retention
- Ultra low power 450 NSEC static CMOS RAM IC's
- On-board regulator, power monitor and battery
- S-100 bus compatible

Assembled and Tested
\$395.00


Remember . . .
to send for details!

CY66L

1395 Golf Street
Dayton, Ohio 45432

Circle 88 on inquiry card.

EXCELLENT BUY: USED CENTRONIC PRINTERS



Model 703 \$1495.
Model 588 \$ 895.

COMPLETE
TIME SHARING
AND
IN-HOUSE
SYSTEMS AVAILABLE



Texas Instrument
Teletype
Xerox
Intertec
Altos
Ohio Scientific
Exidy
Centronics

Circle 74 on inquiry card.

BASIC/FOUR COMPUTER MODEL 350

Perfect for small to medium sized business applications. Model 350 CPU, 4.2 Mb Disc Drive, Video Display Terminal, 160 cps Printer, and 6 Disc Cartridges. Under continuous factory maintenance. Full system ready to go \$11,000.

Contact:

Carl Egetter (714) 979-9013
THERMAX SYSTEMS, INC.
3185 "A" AIRWAY AVE
COSTA MESA, CA 92626

Circle 367 on inquiry card.

TRS-80 USERS

Three Diskless TRS-80 Programs

- Telephone/Address/Mailing list program - sorts by name or zip code. Retrieves telephone # from name and visa versa. Access time is under 2 seconds, over 100 listings, Level II 16K - \$30.00
- Checkbook program - hard electronic copy, easily accessible. 170 listings, Level II 16K - \$30.00
- Mandalas for the Cybernetic Age I & II - amazing graphic programs, better than TV - lasts hours without repeating or commercials. 2 sets of four interweaving designs, Level I or II 4K RAM - \$30.00

Introductory offer - All 3 for \$75.00
Loweco provides complete support
Catalog \$2.00

LOWECO COMPUTER
1803 RODNEY
LOS ANGELES CA 90027
213-660-7530

6% TAX IN CALIFORNIA
Money Order, Cashier Check Speeds Delivery

Circle 207 on inquiry card.

A Message to our Subscribers

From time to time we make the BYTE subscriber list available to other companies who wish to send our subscribers promotional material. We take great care to screen these companies, choosing only those who are reputable, and whose products, services, or information we feel would be of interest to you.

While we believe the distribution of this information is of benefit to our subscribers, we firmly respect the wishes of any subscriber who does not want to receive such promotional literature. Should you wish to restrict the use of your name, simply send your request to

BYTE Publications Inc
Att: Circulation Department
70 Main St
Peterborough NH 03458
Thank you.

New Word Processing System Also Supports Data Processing Applications

A video based word processing system capable of handling data processing applications has been introduced by


Vector Graphic Inc, 31364 Via Colinas, Westlake Village CA 91361. The new system, called Memorite 2, incorporates

the firm's Z80 based MZ microcomputer with 630 K bytes of disk capacity, their Mindless Terminal, and the Qume Sprint 5, 55 cps printer. For word processing applications, Memorite 2 with dual Micropolis floppy disk drives features advanced text preparation, edit, and delete capabilities. It offers automatic letter printing from memory with full formatting techniques such as underlining, indentation, automatic margins and variable line and character spacing. The system also performs mass mailings, which allow letters to be merged with address lists. Its memory is resident on programmable read-only memory, so users need only type after a "power up and proceed" function.

As a data processor, Memorite 2 is capable of performing standard accounting tasks and custom applications in business BASIC for small firms or departments of large companies. Scientific calculations are also available for technical environments.

The price for the Memorite 2 is \$8,950.

Circle 575 on inquiry card.



CATCH THE S-100 INC. BUS!



	LIST PRICE	OUR SPECIAL CASH PRICE
Vector Graphic 16K Assembled Fast Memory Board	485.00	350.00
Imsai "8080" Kit complete w/Front Panel	750.00	625.00
Computime CT100 Clock, Calendar & Calculator Kit	199.00	170.00
S-100's Three Ring Binder w/Ten Vinyl Jackets for 5 1/4 Mini Floppies (Holds Twenty Diskettes Plus Directory Pocket)	13.00	7.00
Imsai 80/15 Kit w/8085 CPU	799.00	625.00

We carry all major lines such as

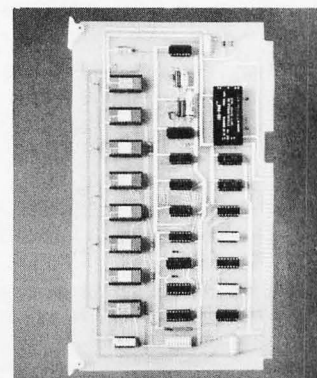
S.D. Systems, Cromemco, IMSAI, Vector Graphic, North Star, Sanyo, ECT, TEI, Godbout, Thinker Toys, Hazeltine, IMC

For a special cash price telephone us.

Subject to Available Quantities • Prices Quoted Include Cash Discounts. Shipping & Insurance Extra.

Bus... **S-100, inc.**
 Address... **7 White Place**
Clark, N.J. 07066
 Interface... **201-382-1318**

Non-Volatile Memory Board



The E4K EAROM Memory Board provides a Multibus compatible nonvolatile memory of up to 4 K words by 8-bit capacity. The memory contents are electrically alterable under computer control, permitting it to function as a programmable memory but with the advantage of long term unpowered data retention. Either word or block erasure is possible. Operating software listings are provided with the board. Typical applications include remote data acquisition systems, numerical control systems, process controllers, storage of manually entered constants and telephone number storage.

The prices for the E4K EAROM Memory Board start at \$420. For further information, contact Schneider Instrument Co, 8115 Camargo Rd, Madeira OH 45243.

Circle 576 on inquiry card.

THE MM-103 DATA MODEM AND COMMUNICATIONS ADAPTER

S-100 bus compatible

FCC APPROVED

Both the modem and telephone system interface are FCC approved, accomplishing all the required protective functions with a miniaturized, proprietary protective coupler.

WARRANTY

One year limited warranty. Ten-day unconditional return privilege. Minimal cost, 24-hour exchange policy for units not in warranty.

HIGH QUALITY

-50 dBm sensitivity. Auto answer. Auto originate. Auto dialer with computer-controlled dial rate. 61 to 300 baud (anywhere over the long-distance telephone network), rate selection under computer control. Flexible, software-controlled, maskable interrupt system.

ASSEMBLED & TESTED

Not a kit! (FCC registration prohibits kits)


LOW PRICE—\$359.95— For Modem AND Coupler

plus shipping & handling



Potomac Micro-Magic, Inc.

Write for brochure:
First Lincolnia Bldg., Suite B1
4810 Beauregard St.
Alexandria, Va. 22312



Call for further information:

VOICE: (703) 750-3727

MODEM: (703) 750-0930 (300 baud)



DATA TERMINAL EQUIPMENT — FROM MICROMAIL



LA34 DECwriter IV

\$1,199.00

- Upper/lower case, 9x7 dot matrix
- 10, 12, 13.2, 16.5 characters/inch
- 2, 3, 4, 6, 8 or 12 lines/inch
- 22"W x 7"H x 15½"D, 25 lbs.
- 110 or 300 baud, RS 232C serial ASCII
- Friction feed, paper width to 15"

New from DIABLO

DIABLO 1640 **\$2,690.00**
Receive-only **\$2,331.00**


High-quality daisywheel printing at 45 cps.

DIABLO 1650 **\$2,779.00**
Receive-only **\$2,419.00**

Metal daisywheel printing at 40 cps.

T.I. 810 printer **\$1,695.00**

- Includes upper/lower case
- 150 characters per second
- RS 232C serial interface
- Adjustable forms tractor



SOROC IQ 120 **\$795.00**

- RS 232C, upper/lower case, full ASCII
- Numeric keypad, protected fields
- Cursor keys plus addressable cursor
- Auxiliary extension port



SOROC IQ 140 **\$1,250.00**

- RS 232C and 20mA current loop
- Extensive editing features
- 25th line terminal status display
- 16 function keys (32 with shift)



NEC Spinwriter

Call or write for prices

To Order: Send certified check (personal or company checks require two weeks to clear) including handling* and 6% sales tax if delivered within California.

* Handling: Less than \$2,000, add 2%; over \$2,000, add 1%. Everything shipped freight collect in factory cartons with manufacturer's warranty.

MICROMAIL

MICROMAIL • BOX 3297 • SANTA ANA, CA 92703
(714) 731-4338

Paul McCoy Enterprises, Inc.™

Software

NARKLE™

The NAME, ADDRESS, REFERENCE, KEYWORD, LETTER, ENVELOPE SYSTEM.

DATA FILE

NARKLE™ is an interactive, menu-operated system that allows the creation, maintenance, up-date, delete, etc. of a mailing information file.

Using the 100 reference fields you can store data about each client and also use this data as a means of automatically building smaller more specific files. Also, you can list files, view individual records by name or record number, and so much more.

LETTER

Using the NARKLE data file and your text editor, NARKLE will create hand-crafted personalized letters completely automatically. It features automatic data file name insertions in the inside address, salutation, and the body of the letter; either first name or title last name. Up to 25 "keywords" can be used, and so much more.

NARKLE is the most polite data system on the market today, easily operated by secretarial personnel with a few hours' instruction.

NARKLE is sold on diskettes and includes a 43-page operator's manual.

Paul McCoy Enterprises, Inc.™

300 E. 30th Street, Austin, Texas 78705

Phone: (512) 476-1700

Hardware required for NARKLE and XTABFREQ: 8080 or Z-80 Based Microcomputer/48k of memory/CP/M or similar software/CBASIC, Disk drive(s) and interface, terminal and printer.

XTABFREQ™

The CROSSTABLATION, FREQUENCY, STATISTICS, ENTRY SYSTEM. XTABFREQ is a completely interactive system which secretarial personnel should be able to operate with only a few hours of instruction.

The crosstabulation routine can operate in two or more dimensions, generating cell count, cell row and column %, as well as cell % of total table. The routine delivers Chi-Square, Degrees of Freedom, Lambdas, Uncertainty Coefficients, Etas, Kendall's Tau B and Tau C, Gammas and Somer's D. The SPSS™ user will find XTABFREQ NOT TO BE A COMPROMISE but much more convenient and versatile.

FREQUENCY

Besides for Absolute Frequency the routine generates Adjusted, Relative and Cumulative Frequency. Also a code and symbol for Weighting can be used with the Raw Count.

You also get the Mean, Mode, Kurtosis, Minimum, Maximum, Range, Standard Error, Standard Deviation, Skewness, Median, and Variance.

REFENTRY

Both the Crosstabulation and the Frequency Routine utilize the very powerful data entry and management routine, REFENTRY™. This routine lets you easily build, examine, store on diskettes, manipulate, and extract files for your XTABFREQ JOBS. XTABFREQ will also accept NARKLE™ File interactively.

With XTABFREQ you can predict tomorrow without waiting for punchcards. XTABFREQ is sold on diskettes with a 37-page operator's manual.

Send \$175 for Narkle and \$295 for XTABFREQ. Manuals are available at \$10 each. Dealer inquiries welcome.


SPSS™ is a copyright of McGraw-Hill, Inc.

BATTERY-WRAP

WIRE WRAPPING TOOL

MODEL BW-2630

- POSITIVE INDEXING
- ANTI-OVERWRAPPING
- BITS AVAILABLE FOR AWG 26, 28 & 30
- BATTERY OPERATED
- LIGHT WEIGHT



\$19⁸⁵*

BATTERIES AND BIT NOT INCLUDED

U.S.A.
FOREIGN
PATENTS
PENDING



BW-2630	BATTERY-WRAP TOOL	\$19.85
BT-30	BIT FOR AWG 30	\$ 3.95
BT-2828	BIT FOR AWG 26 & 28	\$ 7.95
RB-20	TWO NI-CAD BATTERIES	\$10.75

OK MACHINE & TOOL CORPORATION
3455 CONNER ST., BRONX, N.Y. 10475 U.S.A.
TELEX 125091

*MINIMUM ORDER \$25.00, SHIPPING CHARGE \$2.00, N.Y. CITY AND STATE RESIDENTS ADD TAX

PET WORD PROCESSOR



This program permits composing and printing letters, flyers, advertisements, manuscripts, etc., using the COMMODORE PET and a printer.

Script directives include line length, left margin, centering, and skip. Edit commands allow the user to insert lines, delete lines, move lines and paragraphs, change strings, save onto cassette, load from cassette, move up, move down, print and type.

The Cmc Word Processor Program addresses an RS-232 printer through a Cmc printer adapter.

The Cmc Word Processor program is available for \$29.50. Add \$1.00 for postage and handling per order.

Order direct or contact your local computer store.



CONNECTICUT microCOMPUTER
 150 POCONO ROAD
 BROOKFIELD, CONNECTICUT 06804
 (203) 775-9659
 TLX: 7104560052

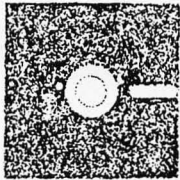
NO FRILLS! NO GIMMICKS! JUST GREAT DISCOUNTS MAIL ORDER ONLY

HAZELTINE		DIGITAL SYSTEMS	
1400	\$679.00	Computer	\$4345.00
1500	995.00	Double Density	
Mod 1	1495.00	Dual Drive	2433.00
CENTRONICS		IMSAI	
779-1	954.00	VDP 80/1000	\$5895.00
779-2	995.00	VDP 44	4195.00
700-2	1350.00	16K Memory assem...	399.00
761 KSR tractor	1595.00	PCS 80/15	679.00
703 tractor	2195.00	15% off on all other Imsai products	
Micro Printer	395.00	DEC	
NORTHSTAR		LA 34	1149.00
Horizon I assembled..	1629.00	CROMEMCO	
kit	1339.00	System III \$1000 off ..	4990.00
Horizon II assembled..	1999.00	10% off on all other	
kit	1599.00	Cromemco products	
Disk System	589.00	TEXAS INSTRUMENTS	
TELETYPE		810 Printer	1595.00
Mod 43	995.00		

Most items in stock for immediate delivery. Factory-fresh, sealed cartons.

DATA DISCOUNT CENTER P.O. Box 100
 115-53 Northern Blvd., Flushing, New York 11354, 212/465-6609

N.Y.S. residents add appropriate Sales Tax. Shipping FOB N.Y. BankAmericard, Master Charge add 3%. COD orders require 25% deposit.



CP/M[®] LOW-COST MICROCOMPUTER SOFTWARE

CP/M[®] OPERATING SYSTEM:

- Includes Editor, Assembler, Debugger and Utilities.
- Standard version for 8080, Z80, or Intel MDS (other versions available.)
- For IBM-compatible floppy discs.
- \$100-Diskette and Documentation.
- \$25-Documentation (Set of 6 manuals) only.

MAC[™] MACRO ASSEMBLER:

- Compatible with new Intel macro standard.
- Complete guide to macro applications.
- \$90-Diskette and Manual.

SID[™] SYMBOLIC DEBUGGER:

- Symbolic memory reference.
- Built-in assembler/disassembler.
- \$75-Diskette and Manual.

TEX[™] TEXT FORMATTER:

- Powerful text formatting capabilities.
- Text prepared using CP/M Editor.
- \$75-Diskette and Manual.

DESPOOL[™]:

- Background print utility.
- Use with CP/M (version 1.4)
- \$50. Diskette and Manual.

DIGITAL RESEARCH[®]
 P.O. Box 579 • Pacific Grove, California 93950
 (408) 649-3896

UNCOMPROMISED QUALITY AND PERFORMANCE IN A JOYSTICK FOR YOUR APPLE II*

Available now from
 your local dealer
\$65
 or by mail from
PAIA

Whether for technical/graphics or a more realistic game of Star Wars, you'll love this precision gimballled joystick with self-centering action and unique capacitive switch that activates with only a touch of the control shaft. Front panel accessible X and Y axis trimmers and input pushbutton are featured on the PAIA/APPLE II Joystick. Plug compatible with the APPLE II game controller.

Distributed by: High Technology, Inc., Oklahoma City
 - Dealer Inquiries Invited -

Send the PAIA/APPLE/II Joystick Controller \$65.00 plus \$1.50 postage enclosed. Charge VISA MC
 Card No. _____ Expiration Date: _____
 name _____
 address _____
 city _____ state _____ zip _____

PAIA ELECTRONICS DEPT. 9-B, 1020 W. WILSHIRE BLVD., OKLAHOMA CITY, OK 73116

25 START-AT-HOME COMPUTER BUSINESSES


In "Low Capital, Startup
Computer Businesses"

CONSULTING • PROGRAMMING • MICRO COMPUTER OPPORTUNITIES • SOFTWARE PACKAGES • FREELANCE WRITING • SEMINARS • TAPE/DISC CLEANING • FIELD SERVICE • SYSTEMS HOUSES • LEASING • SUPPLIES • PUBLISHING • HARDWARE DISTRIBUTORS • SALES AGENCIES • USED COMPUTERS • FINDER'S FEES • SCRAP COMPONENTS • AND MORE . . .

Plus — ideas on moonlighting, going full-time, image building, revenue building, bidding, contracts, marketing, professionalism, and more. No career tool like it. Order now — if not completely satisfied, return within 30 days for full immediate refund.

• 8½ x 11 ringbound • 156 pp. • \$20.00

Phone Orders 901-761-9090



DATASEARCH

incorporated

4954 William Arnold Road, Dept. B, Memphis, TN 38117

Rush my copy of "Low Capital Startup Computer Businesses" at \$20.

NAME/COMPANY _____

ADDRESS _____

CITY/STATE/ZIP _____

Check Enclosed VISA Master Charge

_____ Exp. Date _____

MAGSAM™

KEYED FILE MANAGEMENT

Put data at your fingertips...easily accessed, displayed and updated by key. Designed to meet all of your data management needs, MAGSAM™ allows you to quickly implement sophisticated keyed file structures through simple CBASIC statements.

Standard MAGSAM™ features include record retrieval with random by key, sequential by key, and generic ("wild card") search, and complete compatibility with all CBASIC file facilities. Each MAGSAM™ Package includes the MAGSAM™ file manager, MAGSAMX™ tutorial program, MAGSAMD™ file dump utility, User Guide, Reference Card, and one year update service.

Select the version of MAGSAM™ that meets your requirements. All versions of MAGSAM™ are completely upward compatible and may be upgraded at any time for the price difference.

- **MAGSAM III™** — Most advanced version. Multiple Key support (any number of keys), and Record and Key Deletion with automatic reclamation of disk space. \$145†
- **MAGSAM II™** — Single Key support with full Delete capability \$99†
- **MAGSAM I™** — Entry level version. Single Key support without Delete capability. \$75†
- User Guide only - comprehensive tutorial and reference manual. \$15

Available for 8" soft sector, Micropolis, and TRS-80 disk formats. Requires CP/M™ or derivative and CBASIC. Distributed as CBASIC subroutines in source form.

Visa and Mastercharge welcome. Dealer and OEM inquiries invited.



MICRO APPLICATIONS GROUP

7300 CALDUS AVENUE
VAN NUYS, CA 91406

* Trademark of Digital Research. † Single site license

SOFTWARE TOOLS

■ C compilers and cross-compilers for PDP-11's, LSI-11's, 8080's and Z/80's, with complete runtime library. **The full language is supported with efficient code generation.**

■ Interface libraries giving access to all system directives for UNIX*, RT-11, RSX-11M, RSTS/E, IAS, CP/M, CDOS and ISIS-II.

■ A-Natural narrative assembler for 8080's and Z/80's with librarian and linking loader.

■ Over 75 installations in less than six months.

*UNIX is a trademark of Bell Laboratories.


Continuing maintenance and training available. An affordable alternative to Assembler, Fortran or Pascal, for as little as \$500 per compiler binary license.

Catalogue and references available upon request.

Write to

Whitesmiths, Ltd.

127 East 59th Street · New York NY 10022 · 212 799-1200



**WELL,
BYTE MA BELL!**

TRS-80®
Software-Level I & II,
4k & 16k

Z80 Telephone Dialer Program
.... \$7.95 postpaid

Have your TRS-80® computer dial the telephone ■ Dial 20 phone numbers, accessed by a single letter code ■ Operates with dial & pushbutton phones ■ Requires a simple interface using \$4 worth of parts from Radio Shack ■ No internal connections are made to the TRS-80® ■ The program is supplied on cassette tape, with complete instructions ■ (Specify Level I or II with order)

TRS-80® is a registered trademark of Tandy Corporation

**Write to: Software Exchange
2681 Peterboro
W. Bloomfield, Mi. 48033**



Creative Software Introduces: Programs & Products for the TRS-80 (16K level II)

```

1 00 $1000.00 CASH EXPENSE REMAINS
2 00 $1000.00 CHECK (BANKED) EXPENSE PAID
3 00 $1000.00 CREDIT CARD TREASURY FOR THE BANK
4 00 $1000.00 CASH TRADING WITHIN THE BANK
5 00 $1000.00 CHECKS BANKING
6 00 $1000.00 CASH EXPENSE COLLEGE
7 00 $1000.00 CASH BUDGETING HOME THE
8 00 $1000.00 CHECKS BANKING
9 00 $1000.00 TREASURY & TRAVEL TREASURY TRAVEL ALLY
10 00 $1000.00 CREDIT CARD NEW BONDS FOR THE
11 00 $1000.00 CHECKS BANKING
12 00 $1000.00 TICKETS TO ALICE PAY OFF THE BIC FOR
13 00 $1000.00 TICKETS TO ALICE SERVICES REMOVED
    
```

TO CONTINUE, PRESS ENTER.

```

YOU SPENT THE FOLLOWING AMOUNTS IN EACH CATEGORY FOR THE
MONTH OF APRIL 1985:
RENT $1500.00
MORTGAGE PAY $1500.00
TAXES $500.00
CLOTHES $1000.00
ENTERTAINMENT $1000.00
EDUCATION $1000.00
FOOD $1000.00
GIFTS $1000.00
HOUSEHOLD $1000.00
TOTAL MONTH SPEND WAS $11500.00.
TOTAL INCOME WAS $20000.00.
DO YOU WANT TO SEE A SPENDING PROFILE FOR THIS MONTH? (Y OR N)
    
```

NEW! A super **JOYSTICK interface** for the **TRS-80!**
 Three sockets allow you to use one Fairchild™ or two Atari™ joysticks with no modifications to the **TRS-80** joystick interface with two programs, separate power supply and instructions.

Only \$65.00
Joysticks (Fairchild™ or Atari™), each \$12.50

Household Finance I & II \$15.00
 Part I: Inputs data on each household expenditure; lists, adds, updates, changes or deletes previously input items. Writes data to cassette tape. Part II: Reads data tape. Provides monthly and yearly summaries of financial data, single category summaries, and graphs a spending profile.

Household Utility 1 \$12.00
 (Includes Calendar, Loans and Buy or Rent Programs)

Household Utility 2 \$12.00
 (Includes Compound Interest, Amortization and Car Costs Programs)

ALSO: New Programs for the PET:

PET Word Processor \$75.00
 Complete word processing capabilities including upper/lower case, string search, string change and many other features found on commercial word processors. Package includes both text editor and formatter and requires 16K or 32K PET.

PET Space War II \$10.00
 Fantastic real-time action! You are in complete control of the Enterprise as you fend off aliens to search the universe for colonizable planets. Requires the Creative Software single joystick for the PET.

PET Road Race \$10.00
 Another great machine language program gives you a choice of three different tracks as you battle with your opponent to finish the race. Includes oil slicks, automatic lap counters, and an elapsed time clock showing time to tenths of seconds.

Many other **Creative Software** products are available for the **PET** and **TRS 80**. If your local dealer doesn't carry **Creative Software** products or program information, write directly to the address below. When placing an order please note:
 Specify computer & program(s). Add \$1.50 shipping for each program ordered, \$2.50 for joystick interface. California residents add 6% sales tax. **VISA MASTERCHARGE** accepted. Include card number and expiration date.

Creative Software
 P.O. BOX 4030, MOUNTAIN VIEW, CA 94040

LET CPAIDS GET YOU THROUGH THE TAX SEASON

- Standard and Master Tax Programs designed to prepare even the most complex returns.
- General Ledger and Payroll, working in conjunction with the tax programs to further simplify tax preparation.
- Tax Pacs used by individuals for at-home preparation.
- NEW for this year — Corporation Tax Programs.

CPAids

- Microcomputer software developed by CPA's
- Used Nationally the past two years
- Available on North Star Basic and CP/M

For more details write:

Computer Tax Service • 1640 Franklin Ave. • Kent, Ohio 44240
 or contact the dealer nearest you:

Alaska
 UBIQ
 500 L St.
 Anchorage, Alaska 99501

International Computer Systems
 2210 Ponce-de-Leon Blvd.
 Coral Gables, Fla. 33134

Louisiana
 Micro Business Systems
 3823 Gilbert
 Shreveport, La. 71104

Tax Ease
 226 Avon Rd.
 Cherry Hill, NJ 08034

Computerland of Charlotte
 3915 E. Independence Blvd.
 Charlotte, NC 28205

California
 Coast Computer Center
 1685 Tustin Ave. #9
 Cost Mesa, Ca 92627
 Computerland
 6840 La Cienega Blvd.
 Inglewood, Ca. 90302
 Pro Data Group
 14522 Acacia Dr.
 Tustin, Ca. 92680

MISA
 478 NE 125th St.
 N. Miami, Fla. 33161
 P & L Computers
 2550 Palm Beach Lakes Blvd.
 Suite 208
 West Palm Beach, Fla. 33409

Maryland
 The Computer Workshop, Inc.
 1776 Plaza
 1776 East Jefferson
 Rockville, MD. 20852

New Mexico
 Microsys Inc.
 7800 Phoenix NE
 Albuquerque, NM 87110

Ohio
 Bethel Computers
 1700 E. Main St.
 Kent, Ohio 44240
 Computer Tax Service
 1640 Franklin Ave.
 Kent, Ohio 44240

Delaware
 Computer Ease, Inc.
 403 Milltown Rd.
 Wilmington, De. 19808

Indiana
 Computer Center of
 South Bend
 19819 Orchard St.
 South Bend, In. 46637

Michigan
 United Microsystems Corp.
 2601 South State St.
 Ann Arbor, MI. 48104

New York
 The Computer Corner
 200 Hamilton Ave.
 White Plains, NY 10601
 Micro Innovations
 420 Lexington Ave.
 NY, NY 10016

Texas
 Interactive Computers
 7620 Dashwood
 Houston, Tx. 77036

Florida
 Computers For You, Inc.
 3608 W. Broward Blvd.
 Ft. Lauderdale, Fla. 33312

Iowa
 Central Computer
 1107 Airport Rd.
 Ames, Iowa 50010

Minnesota
 The Computer Room, Inc.
 3928 Beau D'Rue Dr.
 Eagan, Mn. 55122
New Jersey
 Computerland of Morristown
 2 Dehart St.
 Morristown, NJ 07960

North Carolina
 Byte Shop of Charlotte
 6341 Albemarle Rd.
 Charlotte, NC 28212
 Coastal Computer Co.
 P.O. Box 333
 Jacksonville, NC 28540

Virginia
 Command Systems, Inc.
 727 23rd St. S.
 Arlington, Va. 22202

Washington
 Magnolia Microsystems
 2812 Thorndyke Ave. West
 Seattle, WA 98199

RAM CHIPS


4044 TYPE

4K by 1 — 18-pin — 5V, 5% supply

These are the same factory prime chips used in our premium quality RAM boards. May be 4044, 4041, 5257, 6641, or 9044, depending on manufacturer. All have 4044 pinout and timing specs. All guaranteed 30 days.

	250 nsec.	450 nsec.
1-31 chips	\$7.50	\$6.50
32-63	6.50	5.50
64-99	5.75	4.75
100-499	5.50	4.50

Circle inquiry number for free newsletter.



Seattle Computer Products, Inc.

1114 Industry Drive, Seattle, WA. 98188
(206) 575-1830

TRS-80 . . . all business! !

...with CP/M, CBASIC2,
& applications software.

CP/M Operating System (w/Editor, Assembler, Debugger, Utilities & 6 manual set) \$150
CBASIC2 Compiler (w/manual) \$ 95
DESPOOL Print Spooler (w/manual) \$ 75

*Osborne & Assoc. PAYROLL W/COST ACCTNG \$250
*Osborne & Assoc. ACCTS. RECEIVABLE & ACCTS. PAYABLE \$250
*Osborne & Assoc. GENERAL LEDGER. \$250

*=CBASIC2 source programs; add \$15 (each) for applicable O & A book.

APH - Self-administered Automated Patient History. \$175

DOWNLOAD - TR-80 (or other) CP/M to CP/M. \$ 95
data/program (source or object) transfer over RS232 link

Send 30¢ SASE for add'l. Software avail. (including CP/M Users Group software) and FREE "CP/M Primer." CA residents add 6% tax. Visa, M/C, M/O, Check OK.



(714) 848-1922

8041 NEWMAN AVENUE • SUITE 208 • HUNTINGTON BEACH, CALIFORNIA 92647

North Star★ and PASCAL Users:

Mike's
announces

Hard disk and 8" drive interfaces to North Star DOS and BASIC and PASCAL

TIMESHARING for the Horizon—

Interrupt-driven, bank switching timesharing software; supports North Star DOS and BASIC and PASCAL.

A complete selection of business application software is available for North Star★ systems.

Write or call for descriptive literature.

Micro Mike's, Incorporated

905 South Buchanan ★ Amarillo, Texas 79101 ★ USA
(806) 372-3633

SORCERER* SOFTWARE!

FOUR PROGRAMS ON CASSETTES

FASTGAMMON™ by Bob Christiansen. Thousands of people are already playing FASTGAMMON on TRS-80 and Apple. Now it is ready for SORCERER, with the sharpest graphics ever! Backgammon players love this machine language program that provides a skillful opponent. Eight-page instruction manual includes rules of backgammon. **\$19.95**

PLOT by Vic Tolomei. Now Apple owners will be envious of how easy you can get good graphics on your SORCERER. PLOT includes both a super high resolution mode and a quick low resolution mode. Both are accessible from your BASIC programs using simple commands. Hi-res & lo-res examples included on tape. **\$14.95**

Z-80 DISASSEMBLER by Vic Tolomei. Decode machine language programs, including SORCERER'S monitor and ROM-PACs, with this Z-80 Disassembler written in BASIC. Instruction mode prints out machine code and Zilog mnemonics in standard format. Or use the ASCII mode which converts machine code to ASCII. **\$14.95**

MAGICMAZE™ by Vic Tolomei. A challenging maze game. Ten levels of play. Holding your lantern, you wander through a maze trying to stay on the right path and avoid pitfalls. Automatic scoring tells you how good a pathfinder you are. **\$11.95**

SOFTWARE INTERNALS MANUAL FOR THE SORCERER by Vic Tolomei. A must for anyone writing software for the SORCERER. Seven chapters: Intro to Machine Language, Devices & Ports, The Monitor, Cassette Interface, BASIC structure, Video & Graphics, The Keyboard. Indexed. Includes diagrams and software routines. 64 pages. **\$14.95**



QUALITY SOFTWARE

6660 Reseda Blvd., Suite 103, Reseda, CA. 91335
Telephone 24 hours, seven days a week: (213) 344-6599

WHERE TO GET IT: Ask your nearest Sorcerer dealer to see *Quality Software's* Sorcerer programs. Or, if you prefer, you may order directly from us. MasterCard and Visa cardholders may telephone their orders and we will deduct \$1 from orders over \$19 to compensate for phone charges. Or mail your order to the address above. California residents add 6% sales tax. Orders outside North America add \$5 for registered airmail, pay in U.S. currency.

* The name "SORCERER" has been trademarked by Exidy, Inc.

10-DAY FREE TRIAL

Send for our
FREE Catalog

WE BUY USED PET, APPLE and TRS-80 COMPUTERS



\$100 FREE ACCESSORIES WITH 16K or 32K PET

FREE Terminal Package with 8K PETs

SAVE \$69



Hazeltine 1400

LIST SALE

~~\$850~~ ~~\$740~~

SUPER SALE PRICE TOO LOW TO ADVERTISE

Immediate Delivery — 2-Year Factory Warranty

You may have seen the Hazeltine advertised at \$850. You may have seen it sale prices at \$749 or even \$699 but our new price is so low that we can't even advertise it. Call us for a quote. Hurry, we have a limited quantity at this price. The 8048-based Hazeltine 1400 has a 12" screen, 24 x 80 display, TTY-style keyboard, addressable cursor, and RS-232 I/O from 110 to 9600 baud.

- Hazeltine 1410 — \$835**
Adds a 12-key numeric keypad to the 1400 for financial or mathematical applications. 2-year warranty.
- Hazeltine 1500 — \$1069**
Full-capability terminal complete with 12" screen, 24 x 80 display, upper lower case, dual intensity.
- Hazeltine 1510 — \$1195**
Additional memory is added to provide buffered data entry operations with editing capabilities
- Hazeltine 1520 — \$1499**
Buffered like the 1510 but a microprocessor has been added to offer independent printer control.

CRT TERMINAL PRINTER PACKAGE

Hazeltine 1520 and a Contronics 761-5 together for only \$2,295. The perfect work station for use with a buffered communications system. Terminal operations and printing may operate simultaneously. *Refurbished

FREE SANYO MONITOR when you buy the **SORCERER** **\$995**

A \$169 VALUE

Z-80 Processor • Full-size keyboard • User definable characters • Up to 32K on-board RAM • Interchangeable ROM PACs • 30 x 64 display • Resident 4k monitor ROM • Dual Cassette I/O • Serial and Parallel I/O • Complete operator's manual

Simply add a monitor and tape decks to complete the system. Can be used as a terminal. Microsoft BASIC ROM PAC is standard. NEW! Exidy Word Processing ROM PAC now available which handles tabs, search/replace, etc., many different printers and can be used with cassette or disk. The most flexible W/P system we've ever seen.

Sorcerer 8K	\$995
Sorcerer 16K	\$1150
Sorcerer 32K	\$1395
Word Processing ROM PAC	Call for Availability \$99

- 4K - Keyboard C \$ 595
 - 8K - Keyboard C \$ 795
 - 16K - Keyboard B \$ 995
 - 16K - Keyboard N \$ 995
 - 32K - Keyboard C \$1195
 - 32K - Keyboard B \$1195
 - 32K - Keyboard N \$1195
- C — calculator keyboard (only version with tape deck)
B — Large Keyboard (graphics not on keys)
N — large keyboard with graphics symbols
- Used 8K PET with 90-day warranty **\$650**

- PET ACCESSORIES**
- Commodore Dual Floppy Disk Drive \$1295.00
 - NEW! T/C 2001 Terminal Package for the PET** \$69.00
 - Second Cassette — from Commodore \$95.00
 - Commodore PET Service Kit \$30.00
 - Beeper - Tells when tape is loaded \$24.95
 - Petunia - Play music from PET \$29.95
 - Video Buffer - Attach another CRT \$29.95
 - Combo - Petunia and Video Buffer \$49.95
 - Betsi 4-slot S-100 Motherboard \$119.00
 - S-100 PET Interface was \$289.00 **SALE!** \$99.00
 - New Serial Printer Interface for PET \$79.95
 - Integral Data Printer w new interface \$878.95
 - PET - Compatible Selectric in Desk \$895.00
 - TTY KSR-33 Screen Printer for PET **SALE!** \$395.00
- Call for Availability —
- Originate Answerback Modem for PET \$320.00
 - Bi-directional RS-232 Interface \$280.00

apple II plus

\$200 FREE ACCESSORIES

The new Apple II with Applesoft BASIC built-in! Eliminates the need for a \$200 Firmware Card and includes new Autostart ROM for easy operation. This combined with the FREE accessories from NCE could save you up to \$400 on a 48K Apple II system!

- 16K Apple II Plus — \$1195 (take \$100 in free accessories)
- 32K Apple II Plus — \$1345 (take \$150 in free accessories)
- 48K Apple II Plus — \$1495 (take \$200 in free accessories)

- Apple II Accessories**
- Centronics Printer Interface \$225
 - Disk and Controller Call for Availability \$595
 - Second Disk Drive \$495
 - Parallel Printer Card \$180
 - Communications Card \$225
 - Hi-Speed Serial Card \$195
 - Firmware Card \$200
 - Hobby/Proto Card \$24
 - Microverter RF Mod. \$35
 - Sanyo M2544 Recorder \$55

APPLE II PRINTER PACKAGE \$995

For this low, low price, we choose a Centronics Impact Printer and match it up with an interface and cable for your Apple II. You save hundreds of dollars. Limited quantities available.

CAT COUPLER \$189

New 300 baud Originate Answer Acoustic Coupler. Looks good, works great and sale priced at

SPECIAL OF THE MONTH

Desktop Selectric-Based Terminal \$319!

Super bargain while they last. A desktop terminal based on an IBM Selectric typewriter for only \$319 including documentation. These terminals were originally designed for use with timesharing systems where top-quality printing was required. The IBM keyboard and printer are separated by a three foot cable and each has its own enclosure (great for custom installations). Serial RS-232 interface uses PTTC instead of ASCII codes so you will need to write a conversion program (we have no ASCII interface for this model). 14.8 cps, 134.5 baud 13" line length, pica. Sold in "AS-IS" condition, our warranty is limited to replacement of missing parts (we check all motors).

IN STOCK NOW

EVERY ITEM IN THIS ADVERTISEMENT IS IN STOCK AND READY TO SHIP, EXCEPT WHERE NOTED.

SAVE UP TO 43% While they last. CENTRONICS PRINTERS

Refurbished - excellent working condition. 10 day return privilege of course.

MODEL	SPEED (lpm)	WIDTH (col's)	PRINT MATRIX	WORKING PRICE	90-DAY WARRANTY PRICE
700	13-90	132	5 x 7	660	1,075
Character Elongation					
701	25-120	132	5 x 7	695	1,175
Char. Elong. Bidirectional					
761	60	132	7 x 7	695	1,025
Teletypewriter Bidirectional					

**Model 761 includes Keyboard

SANYO MONITOR

9-inch 15-inch

~~\$240~~ ~~\$169~~ ~~\$400~~ \$279

IMPORTANT ORDERING INFORMATION

All orders must include 4% shipping and handling. Michigan residents must also add 4% for state sales tax. All foreign orders (except Canada) need an additional 10% for shipping and handling. We cannot process your order without these.

NCE/CompuMart, Inc.

SELLING COMPUTERS BY MAIL SINCE 1971

1250 North Main Street, Department BY99
P.O. Box 8610 Ann Arbor, Michigan 48107

(313) 994-3200



Member: Computer Dealers Association

Phones open from 9:00 a.m. to 7:00 p.m. EST Monday-Friday, 10:00 a.m. to 5:00 p.m. Saturdays • P.O.'s accepted from D & B rated companies — shipment contingent upon receipt of signed purchase order • All prices subject to change without notice • Most items in stock for immediate shipment — call for delivery quotation • Sorry, no C.O.D.'s • In the Ann Arbor area? Retail store open 11:00 a.m. to 7:00 p.m. Tuesday-Friday, 10:00 a.m. to 5:00 p.m. Saturdays (Closed Sunday and Monday)



HOBBY

YOUR #1 SOURCE FOR

California Computer Systems Available at HOBBY WORLD

Model 2500A S-100 Wire Wrap Board

- S-100 BUS compatible
- Double sided PC board
- Plated thru holes
- Perimeter ground
- All S-100 BUS signals labeled and numbered
- Accommodates standard size IC sockets
- 4 to-220 regulator positions available
- Allows either positive or negative regulators
- Dense hole configuration

Cat No. 1600 \$ 27.00

Model 2501A S-100 Solder Board

- S-100 BUS compatible
- Double sided PC board
- Plated thru holes
- Perimeter ground
- All S-100 BUS signals labeled and numbered
- Accommodates standard size IC sockets
- 4 to-220 regulator positions available
- Allows either positive or negative regulators
- Dense hole configuration

Cat No. 1604 \$ 27.00

Model 2501A S-100 Mother Board

- 12 slot capability
- All 12 S-100 bus connectors included
- Low inductance inner-connect to reduce signal noise and crosstalk
- Active termination of all bus lines to further reduce signal noise and line reflections
- Distributed bypassing of all power lines
- Solder mask both sides of board
- Silkscreen of reference designations
- Simple strong board mounting
- Criss-cross BUS lines both sides of board
- All holes plated thru
- Solder plated circuit area

Cat No. 1616 Kit \$ 90.00
Cat No. 1615 A&T \$105.00

Model 2520A S-100 Extender/ Terminator

- Active and/or dynamic termination
- All power lines fused for protection
- All S-100 lines labeled and numbered
- Can be used as an extender and/or terminator
- Solder mask both sides of board
- Silkscreened reference designations
- Gold plated fingers

Cat No. 2520 Kit \$ 37.95

Model 7811A Apple II Arithmetic Processor

- Based on AMD AM9511 device
- Fixed point 16 and 32 bit operation
- Floating point 32 bit operation
- Binary data formats
- Add, subtract, multiply, and divide
- Trigonometric and inverse trigonometric functions
- Square roots, logarithms, exponentiation
- Float to fixed and fixed to float conversions
- Stack oriented operand storage
- Programmed I/O data transfer
- End signal selectable interrupt
- Supports interrupt daisy chain
- Allows DMA daisy chain
- Power down ROM
- 256 bytes firmware (ROM) or software (RAM) space available

Cat No. 1635 \$375.00

Model 7114A Apple II Prom Module

- The 7114A PROM MODULE permits the addition or replacement of the Apple II firmware without the physical removal of the Apple II ROMS. This allows software/firmware replacement, change, and/or patch to be made on a ROM or BYTE BASIS. An on-board enable/disable toggle switch is also available.
- BYTE oriented program overlay
 - Selectable prom overlay
 - Power down of PROMS
 - 14K PROM space available
 - Uses +5 volt 2716 type proms
 - Allows use of DMA/interrupt daisy chains

Cat No. 1631 A&T \$ 72.00
Cat No. 1630 Kit \$ 62.00

Model 2016B S-100 16K Static Memory

- Fully static operation
- Uses 2114 type static rams
- +8 VDC input at less than 2 amps
- Bank select available by bank port and bank byte
- Phantom line capability
- Addressable in 4K blocks in 4K increments
- 4K blocks can be located anywhere within 64K bank
- May be used as a 4K, 8K, 12K or 16K memory board
- Led indicators for board/bank active indication
- Solder mask on both sides of board
- Silk screen with part and reference designation
- Available fully assembled and tested, as a kit, or as a bare board

Cat No.1601A Kit 450ns \$285.00
Cat No.1601B Kit 200ns \$340.00
Cat No.1602A A&T 450ns \$330.00
Cat No.1602B A&T 200ns \$385.00

Model 7470A Apple II 3 3/4 Digit BCD A/D Converter

The 7470 allows conversion of a DC voltage to a BCD number for computer monitoring and analysis. Typical inputs would be DC inputs from temperature or pressure transducers.

- Selectable interrupt on end of conversion
- 200µs per conversion
- -4 to +4 VDC full scale
- Plus or minus .05% nonlinearity
- Plus or minus 1 count quantization
- Correctible offset error
- Temperature coefficient adjustment
- Calibration adjustment
- Input offset adjustment
- Floating inputs
- Overrange and sign indicators
- Input filter
- Power down ROM
- Supports interrupt daisy chain
- Allows DMA daisy chain
- 256 byte firmware (ROM) or software (RAM) space available

Cat No. 1621 Kit \$115.00
Cat No. 1622 A&T \$135.00

Model 2200A Mainframe

- S-100 compatible
- Industrial/commercial quality construction
- Flip-top cover
- Excellent cooling capability
- 12 slot capability (uses model 2501A)
- Input 105, 115, or 125 VAC
- Output +8 VDC, 20A + -16 VDC 4A
- Active termination of all bus lines
- Fan and circuit breaker included
- Rugged construction
- All parts available separately

Cat No. 1612 Kit \$330.00
Cat No. 1614 A&T \$375.00

Model 7440A Apple II Programmable Timer Module

- Flexible external interface patch area for custom interface applications
- Selectable prescaler on timer
- 3 capable of 4mhz input
- Programmable interrupts
- Readable down counter indicates counts to go to time-out
- Selectable gating for frequency or pulse width comparison
- Three asynchronous external clock and gate/trigger inputs internally synchronized
- Three maskable outputs to patch area
- Power down ROM
- Supports interrupt daisy chain
- Allows DMA daisy chain
- 256 byte firmware (ROM) or software (RAM) space available

Cat No. 1617 Kit \$135.00
Cat No. 1618 A&T \$145.00

Apple II Model 7712A Synchronous Serial Interface

- Conforms to RS-232C (configuration A thru E)
- Supports half or full duplex operation
- DTE type configuration
- Failsafe RS-232C operation
- 14 STD CLK rates 50-19.2K BAUD plus EXT CLK
- BAUD rates dip switch selectable
- All BAUD rates crystal controlled
- Programmable interrupts from transmitter, receiver, and error detection logic
- Character SYNC by one or two SYNC codes
- Programmable SYNC code register
- Standard synchronous signaling rate per RS-269/ANSI X3.1-1976
- Peripheral/modem control functions
- Three bytes of fifo buffering on both transmit and receive date
- 7, 8, or 9 bit transmission
- Optional odd, even, or no parity bit
- Parity, overrun, and overflow status checks
- Power down prom
- 256 bytes firmware (ROM) or software (RAM) space available
- Supports interrupt daisy chain
- Allows DMA daisy chain

Cat No. 1627 Kit \$ 90.00

Apple II Model 7710A Asynchronous Serial Interface

- Parity, overrun, and framing error check
- Optional divide by 16 clock mode
- False start bit detection
- Software programmable interrupts
- Data double buffered
- One or two stop bit operation
- Power down PROM
- 256 bytes firmware (ROM) or software (RAM) space available
- Supports interrupt daisy chain
- Allows DMA daisy chain
- 134.5 BAUD available for selective interface
- Conforms to RS-232C (configuration A thru E)
- Supports half or full duplex operation
- DCR type interface
- Failsafe RS-232C operation
- 14 STD CLK rates 50-19.2K BAUD plus EXT CLK
- BAUD rates dip switch selectable
- All BAUD rates crystal controlled except EXT
- 8 and 9 bit transmission
- Optional even, odd, and no parity bit
- Programmable control register

Cat No. 1624 A&T \$145.00
Cat No. 1623 Kit \$ 90.00

Model 7720A Apple II Parallel Interface

- Two bi-directional 8 bit buses for interface to peripherals
- Two programmable control registers
- Two programmable data direction registers
- Four individually controlled interrupt input lines; two useable as peripheral control outputs
- Handshake control logic for input and output peripheral operation
- High impedance 3 state and direct transistor drive peripheral lines
- Programmable interrupts
- CMOS drive capability on side A peripheral lines
- 2 TTL drive capability on all A and B side buffers
- Power down ROM
- Supports interrupt daisy chain
- Allows DMA daisy chain
- 256 bytes firmware (ROM) or software (RAM) space available

Cat No. 1633 A&T \$105.00
Cat No. 1632 Kit \$ 62.00

Model 7500A Apple II Wire Wrap Board

The 7500A is used for the prototyping or building of unique circuits for the Apple II computer.

- All bus signals labeled on board
- Perimeter ground
- Size: 7 inch long x 2.75 inch high
- All holes plated thru
- Gold plated connector fingers

Cat No. 1606 \$ 19.00

Model 7510A Apple II Solder Board

The 7510A is the same as the 7500A except it is designed for soldering of circuits.

Cat No. 1607 \$ 19.00

Model 7590A Apple II Etch Board

The 7590A is a two sided copper board which allows the actual etching of circuits for use in the Apple II computer.

Cat No. 1608 \$ 19.00

Model 7520A Apple II Extender Board

The 7520A is a handy tool when debugging or testing modules in the Apple II.

Cat No. 1611 Kit \$ 21.00

19511 BUSINESS CENTER DRIVE

WORLD[®]

CALL TOLL FREE:
(800)-423-5387

CA, HI, AK:

(213) 886-9200

COMPUTER ELECTRONICS

SOFTWARE CASSETTES SOFTWARE CASSETTES

Star Trek III

The most advanced version we've seen!
TRS-80 L2, 16K
Cat No. 1041 \$14.95

Backgammon

You play against the computer! With hints on strategy, etc. Extremely good!
TRS-80 L2-16K
Cat No. 1481 \$10.95

Sargon Chess

Winner of all tournaments! 6 levels of play, excellent graphics.
TRS-80 L2, 16K
Cat No. 1093 \$19.95
Apple II, 16K
Cat No. 1317 \$19.95

Tarot

Excellent graphics, frighteningly accurate!
TRS-80 L1/L2 4K
Cat No. 1042 \$5.95

Air Raid

An arcade-type real time game of target practice. Excellent Graphics
TRS-80 L1/L2 4K
Cat No. 1186 \$14.95

Microchess

Graphic Chessboard with 3 levels of play.
TRS-80 L1/L2, 4K
Cat No. 1182 \$19.95
Apple II
Cat No. 1183 \$19.95

Daily Biorhythm

Plots a 31 day graph centered on the day you compute.
TRS-80 L1/2
Cat No. 1051 \$5.95

Fortran Plus

By Microsoft! For TRS-80 L2 with 32K and single disk.
Cat No. 1341 \$340

Beat the House

4 Casino games: Blackjack, roulette, craps, slot machine. Excellent simulation.
TRS-80 L2, 16K
Cat No. 1347 \$14.95

Level III Basic

Gives you TRS-80 the power of a full size system. Disk commands, advanced editing, etc.
TRS-80 L2, 16K
Cat No. 1332 \$49

Bridge Challenger

You and dummy play against the computer in regular contract bridge. Either you or comp sets up.
TRS-80 L2, 16K
Cat No. 1195 \$14.95
Apple 16K
Cat No. 1196 \$14.95

Machine Language Monitor

Allows you to interact directly with the TRS-80 at machine language level. 11pp manual.
TRS-80 L1/L2
Cat No. 1048 \$23.95

Electric Pencil

The famous word processor for the TRS-80 L1/L2 16K
Cat No. 1338 \$95
L2 diskette version
Cat No. 1338D \$145

VERBATIM

5 1/4 Diskettes
\$27 box of 10
4 boxes for \$100

Cat No.	Type	Use
1147	Soft sector	TRS-80, Apple
1148	Hard, 10 hole	North Star
1149	Hard, 16 hole	Micropolis

8" Disks

\$37 box of 10
3 boxes for \$100

- IBM compatible
- Single density
- Individually certified

Cat No.	Type	Description
1145	32-1000	32 sector holes, 1-index hole
1146	34-1000	interchangeable with IBM32, 3740, 3770, 3790, etc.

EDGE CONNECTORS

- Gold plated

Description	Price
S-100, Imsai type, Solder-tail	\$4.00
S-100, Imsai type, wire-wrap	\$4.25
S-100, Altair-type, solder-tail	\$4.00
86-pin Motorola type, wire-wrap	\$2.50

from Novation CAT Acoustic Modem



• For TRS-80, Apple, etc.

\$195


Lets your computer talk to other computers over standard telephone lines. Also communicates with any Bell 103 compatible modem. Designed specifically for small computers! Fully assembled and tested.
Cat No. 1480

Anadex Alphanumeric Printer

\$925

• For TRS-80, Apple, etc.

Features 80 columns, 84 lines per minute, super high reliability, 9 x 7 character font. Completely self contained, perfect for terminals or as a stand alone printer. Prints complete 96 character ASCII font. Complete with interface for RS232C and 20/60mA current loop mode. Also, Centronics plug compatible interface which accepts data in a parallel bit, serial char-



acter synchronous form. Programmable baud rate, plus dozens of other features found only in printers costing twice as much.

Cat No. 1342	DP8000 Printer	\$925
Cat No. 1343	TRS-80 Adapter Cable	\$40
Cat No. 1456	3000 sheets 1-part paper	\$31.50
Cat No. 1457	1500 sets 2-part paper	\$40.50
Cat No. 1458	1000 sets 3-part paper	\$40.50

RECTIFIERS & BRIDGES

Order by Cat No, Voltage, and Current

	1A	3A	12A	35A	2A	6A	25A
	RECT.	RECT.	RECT.	RECT.	BRIDGE	BRIDGE	BRIDGE
	#1001	#1002	#1391	#1392	#1003	#1004	#1034
50V	.05	.12	.36	.80	.30	.50	1.20
100V	.06	.16	.50	.98	.45	.65	1.50
200V	.08	.20	.64	1.15	.60	.80	2.00
400V	.10	.24	.78	1.35	-	-	2.50
600V	.12	.30	.98	1.60	-	-	-
800V	.14	-	1.26	1.95	-	-	-
1000V	.16	-	1.54	2.30	-	-	-

SSM Available at HOBBY WORLD

Cat No.	Model	Price	Cat No.	Model	Price
1408	SB1 kit	\$150	1435	MB8A bb	\$26
1409	SB1 a&t	\$212	1436	MB9 kit	\$64
1410	SB1 bb	\$35	1437	MB9 a&t	\$118
1400A	MB6B kit		1429	OB1 kit	\$45
	450ns	\$139	1430	OB1 a&t	\$74
1401A	MB6B a&t	\$139	1431	OB1 bb	\$26
	450ns	\$183	1427	XB1	\$10
1402	MB6B bb	\$26	1428	Connector for	
1405	MB7 kit	\$325		XB1	\$4
1406	MB7 a&t	\$370	1403	CB-1 kit	\$119
1407	MB7 bb	\$26	1417	VB1B kit	\$129
1425	MB3 kit	\$54	1418	VB1B a&t	\$175
1426	MB3 a&t	\$108	1419	VB1B bb	\$26
1420	MB4 kit (2MHz)	\$80	1438	VB2 kit	\$135
1422	MB4 a&t		1439	VB2 a&t	\$195
	(2MHz)	\$132	1414	IO2 kit	\$48
1424	MB4 bb	\$26	1415	IO2 a&t	\$75
1440	PB1 kit		1416	IO2 bb	\$26
	w/textool	\$125	1411	IO4 kit	\$139
1433	MB8A kit	\$78	1412	IO4 a&t	\$185
1434	MB8A a&t	\$125	1413	IO4 bb	\$26

Ribbon Cable CLEARANCE SALE

- Flat style, 28AWG
- Order by Cat No. 1167 & conductors

Cond.	10 ft.
10	\$1.00
26	2.60
34	3.40
40	4.00

IC Sockets Penny-A-Pin

- Texas Instruments
- Solder tail
- Package quantities only

Order by Cat No. 1117 and pins

8 pin	20 for \$1.60
14 pin	10 for \$1.40
16 pin	10 for \$1.60
18 pin	8 for \$1.44
20 pin	8 for \$1.60
22 pin	8 for \$1.76
24 pin	3 for .72
28 pin	3 for .84
40 pin	2 for .80

Matchless Systems - TRS-80 Minidisk Drive

Accesses twice as fast as the Radio Shack drive, plus offers 40 tracks as opposed to 35! Includes case, power supply, and cables. Completely assembled and tested, ready to plug in and go! Simple modification to use as second drive!

\$395

Cat No. 1375 MINIDISK DRIVE \$395
Cat No. 1396 4 DRIVE EXPANSION CABLE \$40
Cat No. 1147 Verbatim Diskettes for above - box of 10 for \$27

Send for FREE CATALOG Featuring:

The best selection of computer accessories add-ons, factory fresh IC's, led's, semi's, software, PC aids, prototyping aids, books, test equipment, and more! Always updated! Dozens of new products every issue!

Pay by check, COD, Visa, or MasterCard. Order by phone or mail. Minimum order \$10. Please include phone number and magazine/issue you are ordering from. USA: Add \$2 for shipping/handling ground; \$3 for air. FOREIGN: Add \$3 for surface, \$6 for air. COD's \$1 add'l. Guaranteed satisfaction for 120 days or your money back! Not responsible for typographical errors. We reserve the right to limit quantities.

Dept. B9 NORTHBRIDGE, CA. 91324

Electrolabs

POB 6721, Stanford, Ca. 94305

NEW CATALOGUE




In California: 415-321-5601
Elsewhere: 800-227-8266
TLX: 345567



FLOPPY SYSTEMS




8" Siemens FDD120-8 Drive
All Siemens options included in this drive which can be configured hard or soft and single or double density. (Others give only stripped unit) **\$399.00**



"Power One" Model CP206 Floppy Power Unit For two drives going full-out, and possibly more on less severe service. 2.8A@24V, 2.5A@5V, 0.5A@-5V. Beautiful quality. **\$99.00**

DISKETTES (Standard)
8" Boxed 10 **\$39.00**
5 1/4" Boxed 10 **\$34.95**




Tarbell ("It Works") Interface (Includes cable set for 2 drives) **\$265.00 BUT ONLY \$219.00** with purchase of two drives.

Cable Kits 10' with 50 cond. cable and connectors and also Molex connectors and power cable: For one drive: **\$27.50**
For two drives: **\$33.95**, and for three drives: **\$38.95**



CABINETS for FDD120 and 801R Drives, or CP206 power supply. Matte finish in mar resistant black epoxy paint. Stacking type design. **\$29.99**



5 1/4" MINI-FLOPPY DRIVE
\$299.00

— single or double density — quick access time — high reliability & durability

Mini-floppy CABLE KIT: for TRS-80 or your Tarbell controller. **\$24.95**



Used Sylvania 12" Video Monitors. Composite video 15mhz, 115vac, 50/60hz New Tube. As shown \$109 OEM style without case: **\$99**, Anti-glare tube option add **\$12**. Specify p4 or p39

ESAT 200B

BI-LINGUAL 80x24 COMMUNICATING TERMINAL

Scrolling, full cursor, bell, 8x8 matrix, 110-19,200 baud, Dual Font Applications. Arabic & Hebrew, Multilingual Data Entry, Forms Drawing, Music Instruction, Specialized Graphics (e.g. Games, Chemical Plants, Switchyards) **\$349.00**

We carry keyboards, cases, power supplies, etc., enough to make an entire system.




ANNOUNCEMENT! SUPERDISK

ELECTROLABS is proud to announce appointment as DISTRIBUTOR by CII-Honeywell Bull.

PRICE BREAKTHROUGH on SUPERDISK 10 MBY! \$3495.00
General purpose controller (requires 2 parallel I/O ports) **1500.00**
S-100 Controller (DMA) **995.00**
"RL-01/RK-05" surrogate **1900.00**
(transparent to RT, RS, RX)

SOFTWARE: (CP/M Compatible)

SUPERDOS 1 (Z-80) \$695.00
MICRODOS 1 (TRS-80) . . . \$199.00
Power supply (switching) **\$395.00**
Enclosure (desktop) **\$ 99.00**




Removeable Media Cartridge Drive

Daisy Wheel Printers Gume Sprint 3/45



Print wheels \$8.95 Ribbons \$5.95

OEM Style mechanism \$1399.00



The COMPUTER FACTORY

TO ORDER CALL TOLL FREE 800-223-7318



- 16-bit microprocessor
- 16K RAM
- 13" color monitor (24 lines of 32 chrs.)
- 26K ROM operating system (includes 14K BASIC)
- Sound - 3 tones, 5 octaves
- 16 colors: 192 x 256 res.
- Large TI library of ROM programs available.

only \$1150
Includes 13" Color Monitor!

FINALLY TEXAS INSTRUMENTS TI-99/4 Home Computer
Many Peripherals. Coming soon!



\$1495 Complete!
16K Model add \$200
32K Model add \$500



only \$795

- 14K ROM Operating system
- 8K RAM Memory
- 9" Video Monitor
- Built in Keyboard
- Digitally controlled tape

'PET' COMMODORE
★ **SPECIAL SPECIAL**
\$200 FREE Software with purchase of 8K PET ★



apple

NEW!

APPLE II PLUS ONLY \$1195

A complete self-contained computer system with APPLESOFT floating point BASIC in ROM, full ASCII keyboard in a light weight molded carrying case.

Features Include:

- auto-start ROM • Hi-Res graphics and 15 color video output.
- Expandable to 48K.

Disk	\$595	Programmer's Aid	50
Add-on Disk	495	Speechlab	229
Pascal Card	495	Lightpen	250
Business Software	625	Communication Card	225
Monitor	149	Modem	200
Printer Card	180	EPRM Programmer	100

NEW D. C. Hayes MICROMODEM II

- Combines the capabilities of a communications card and acoustic coupler.
- Plugs directly into Apple slot and modular telephone jack.
- Auto dial/receiver • FCC approved

only \$379


NEW Mountain Hardware SUPERTALKER

- Digitized speech recording and playback. • Must be heard to be believed!
- Foreign language teaching pack available. • Software compatible.

only \$279

SUPERBRAIN™

INTERTEC DATA SYSTEMS



ONLY \$2995

More than an intelligent terminal, the SuperBrain outperforms many other systems costing three to five times as much. Endowed with a hefty amount of available software (BASIC, FORTRAN, COBOL), the SuperBrain is ready to take on your toughest assignment. You name it! General Ledger, Accounts Receivable, Payroll, Inventory or Word Processing... the SuperBrain handles all of them with ease.

Features Include:

- Two dual-density minifloppies with 320K bytes of disk storage
- 64K of RAM to handle even the most sophisticated programs
- a CP/M Disk Operating System with a high-powered text editor, assembler and debugger.

FREE \$35 of Software with purchase of any computer on this page.

CompuColor II

COMPUCOLOR II Disk-Based Model 3
Advanced hardware and software technology gives you:

- 13" Color Display
- Advanced Color Graphics
- 51K Disk Built-In
- 16K ROM Operating System
- 8K RAM User Memory
- 4K RAM Refresh
- 8080A Microcomputer
- RS-232 I/O

Over 1000 software tapes, books, disks on display.

Come in and browse.



DATA GENERAL micro NOVA
The ultimate in small Business Computers when matched with COMPUTER FACTORY's minicomputer. Software: Accounts Receivable/Payable, Inventory Control/ Order Entry, General Ledger, Payroll Systems... from \$12,140 for 64K computer with cabinet, printer terminal, video terminal, dual disk and multi-user operating system!

10 Megabyte System \$17,040

BUSINESS COMPUTER IMSAI

The low cost solution for all small business problems. A wide variety of software is available for all your needs

- PCS series include dual floppies. 32K RAM. I.O. DOS. BASIC
- PCS-42 (400KB) \$3295
 - PCS-44 (780KB) \$3995
- VDP-42 series adds video terminal, keyboard and VIO to above
- VDP-42 \$4995
 - VDP-44 \$5595
 - VDP-80 \$7995
 - VDP-180 \$8995

SOUNDWARE MUSIC BOX only \$29.95

Music and Sound Effects for PET, TRS-80, & CompuColor II Add music and sound effects to your programs. Compose, play, and hear music on your computer. Completely self-contained. Free programs.

Moving Average Plot Program FOR APPLE

This fantastic program disk allows the statistician, mathematician, trader in stocks, money or commodities, the ability to maintain 30 database series of up to 300 values and plot 3 different moving averages of a series at the same time, in 3 different colors. Files can be updated, deleted, changed, extended, etc.

A sure value disk at only \$40!
Word Processing For Apple on disk...\$50



SORCERER SPECIAL 12" Video Monitor for SORCERER (\$299 value) ONLY \$125 with 8K unit 95 with 16K unit 65 with 32K unit

by EXIDY

- Z 80 Processor
- Keyboard and Numeric Pad
- 8K RAM (up to 32K)
- Serial and Parallel I/O
- Dual Cassette I/O
- 30 x 64 Display
- S 100 Compatible
- 64 User Defined Characters
- 240 x 512 Resolution Graphics

Modular design allows use of both cassettes for programs and ROM PAC cartridges for future language introductions like, APL, COBOL, PILOT, FORTRAN, etc. Add monitor and tape or disk for complete computer system.

ANDERSON JACOBSON



841 I/O Terminal
Ideal for word processing and small businesses.

- ASC II Code
- 15 cps Printout
- High Quality Selective Printing
- Use Keyboard for PET
- Reliable heavy duty Mechanism
- Completely Refurbished by A.J.
- Service in 15 Major Cities

NOW IN STOCK!

Parallel \$1095
Serial \$1195

RADIO SHACK • PET • SORCERER • APPLE • COMPUCOLOR • ETC. PRINTERS • PRINTERS • PRINTERS

The COMPUTER FACTORY'S extensive inventory and wide selection of computer printers assures you of finding the printer best suited for your needs and specifications. The following printers work well with all known personal computers.

CENTRONICS 779	\$ 945
TRENDCOM 100	375
TRENDCOM 200	N/A
INTEGRAL DATA	795
DIABLO/XEROX	2695
COMPRINT	560

Min Credit Card Order \$75

N.Y. residents add 8% sales tax • Same day shipment on prepaid and credit card orders • Add \$5 shipping for computers, \$3 for boards, \$1 each cassette tape.

Open Mon.-Fri. 10-6 Sat. 10-4

NEW CENTRONICS 730

50 CPS • MICROPROCESSOR CONTROLLED!
Tractor & Friction Feed • Uses Single Sheets, Roll, Fanfold • Upper & Lower Case • Light Weight

Parallel \$995 Serial \$1045

SPECIAL SALE
Buy any computer and take 10% off price of printer of your choice

TO ORDER CALL TOLL FREE 800-223-7318

The COMPUTER FACTORY 485 Lexington Avenue 750 Third Avenue New York, N.Y. 10017
(212) 687-5001 (212) PET-2001 Foreign order desk - Telex 640055

MICROBYTE Z80/I-O

- A complete single board Z80A CPU and serial/parallel I/O system
- Fully S-100 Bus compatible, IMSAI, ALTAIR
- Z80A CPU (4MHz version of the Z80)
- 158 instructions — superset of and upward compatible from the 8080's 78 instructions
- Provision for up to 4K on board monitor program using 1K (2708), 2K (2716), 4K 2732
- On board EPROM can be hardware and/or software deselected
- 2 MHz or 4 MHz operation is switch selectable
- 0 or 1 wait state for all cycles is switch selectable
- 2 RS-232C serial ports with 8251 USARTs
- Serial baud rates switch selectable
- 24 programmable parallel I/O lines (uses 8255)

- Gold Contacts for higher reliability
- Power requirements: +8V @ 800mA, +16V, @ 86mA, -16V @ 100mA
- Operating temperature 0°-55°C
- Will operate with or without IMSAI/ALTAIR front panel
- Low power shottky tri-state buffers on all address and data lines
- Fully warranted for 120 days from date of shipment



\$325.00

IMSAI CONN.

100 PIN-SOLDERTAIL
GOLD CONTACTS

\$3.00 each or 10/2.60 each

8251
PROGRAMMABLE/U-ART
TESTED @ 4 MHZ
\$5.00 each

TRS - 80

Floppy disk drive with cabinet & pwr. supply compatible with Radio Shack interface. Assembled & tested with 1 yr. warranty on parts & labor.



\$385.00

Mfg. by Lobo Drive

Interface Cable Available


SPECIAL

.1 @ 12 VOLTS
CERAMIC CAP
10¢ each
or
100 / \$9.00

MICROBYTE 16K STATIC RAM BOARD

- Fully S100 Bus Compatible, IMSAI, SOL, ALTAIR, ALPHA MICRO
- Uses National's Low Power 5257 4K x 1 Static Rams
- 2 MHz or 4 MHz operation
- On board single 5 amp regulator
- Thermally designed heat sink (board operating temperature 0° - 70°C)
- Inputs fully low power Shottky Schmitt Trigger buffered on all address and data lines
- Phantom is jumper selectable to pin 67
- Each 4K bank addressable to any 4K slot with in a 64K boundary.
- 4K hardware or software selectable
- Selectable port address
- 4K banks can be selected or disabled on power on clear or reset

- Will operate with or without front panel
- Compatible with ALPHA MICRO, with extended memory management for selection beyond 64K
- No DMA restriction
- Low power consumption 1.3 amp
- Fully warranted for 120 days from date of shipment
- Extended addressing up to 1 megabyte of addressable ram



450 NS \$320.00
300 NS \$340.00

SHUGART 801-Disk Drive

WITH CABINET & POWER SUPPLY
ASSEMBLED & TESTED
1 YR PARTS & LABOR

Mfg. by Lobo Drive

\$585.00

Dual Cabinet & Drives Available


2708's

LOW POWER
450 NS.
\$8.75 each
8 for \$66.00

MICROBYTE 32K STATIC RAM BOARD

- Fully S100 Bus Compatible, IMSAI, SOL, ALTAIR, ALPHA MICRO
- Uses National's Low Power 5257 4K x 1 Static Rams
- 2 MHz or 4 MHz operation
- On board single 5 amp regulator
- Thermally designed heat sink (board operating temperature 0° - 70°C)
- Inputs fully low power Shottky Schmitt Trigger buffered on all address and data lines
- Phantom is jumper selectable to pin 67
- Each 4K bank addressable to any 4K slot with in a 64K boundary.
- 4K hardware or software selectable
- One on board 8-bit output port enables or disables the 32K in 4K blocks
- Selectable port address
- 4K banks can be selected or disabled on power on clear or reset

- Will operate with or without front panel
- Compatible with ALPHA MICRO, with extended memory management for selection beyond 64K
- No DMA restriction
- Low power consumption 2.3 - 2.5 amps
- Fully warranted for 120 days from date of shipment.
- Extended addressing up to 1 megabyte of addressable ram



450 NS \$620.00
300 NS \$650.00

SHUGART SA400

DISK DRIVE INCLUDES CABINET, NO PWR SUPPLY, CUTOUPS FOR SWITCH, FUSE, & INTERFACE CABLE

Mfg. by Lobo Drive

\$325.00

2716
5 VOLT ONLY
LOW POWER
450 ns

\$40.00

SCANBE / RN SOCKETS — LO PROFILE

	(tin)			
	1-24	25-99	100-499	500 up
14 PIN	.16	.15	.14	.12
16 PIN	.17	.16	.15	.14
18 PIN	.20	.19	.18	.16
20 PIN	.29	.28	.26	.25
24 PIN	.34	.32	.30	.28
40 PIN	.60	.58	.56	.52

REGULATORS

	1-9	10-49	50 up
320 T-5	1.25	1.15	1.05
320 T-12	1.00	.90	.85
340 T5	.75	.70	.65
340 T-12	.75	.70	.65
78 H05	6.00	5.70	5.40

MICROBYTE MOTHERBOARD

- Active Diode termination
- Slot for IMSAI front panel
- Terminal block connection for easy hook-up

- Extra wide ground plane
- Silk screen and solder mask
- Assembled and tested

9 slot kit \$70.00 A&T \$100.00
20 slot kit \$125.00 A&T \$155.00
Bare Board 9 slot \$30.00 20 slot \$50.00

NEW PRODUCTS


8086 — CPU BOARD
8088 — CPU BOARD
Double Density Controller

CALL OR WRITE
FOR DEALER INFO

CABLE ASSEMBLY
for 8" disk drives
(2) 50 PIN CARD-EDGE CONNECTORS
ON 4ft. RIBBON CABLE
\$20.00 ea.
extra conn. \$7.00 ea.

MICROBYTE DISK CONTROLLER

- IBM 3740 Soft Sector'd Compatible
- Z80 or 8080 compatible on S-100 Bus
- Single density runs both mini and full size drives, runs CPM, on Shugart, Persci, Memorex etc.
- Selectable port/address
- On board 2708/2716 for bootstrap or monitor program
- No hardware jumpers, uses plug in modules for different drives
- Uses 1771B-01 controller chip
- Assembled and tested
- Specify disk drive used when ordering by mail



\$225.00

ORDERING INFORMATION:

Name, Address, Phone
Ship by: UPS or P.P.
Shipping Charge: Add \$2.50 up to 5 lbs., all excess shipping charges will be refunded. Credit cards will be charged appropriate freight.

TERMS:

We accept cash, check, money orders, Visa, and Master Charge cards. (U.S. Funds Only).
COD's: on approval only
Open Acct's: companies may inquire for net terms.
Tax: add 6% for Calif. residents only



CALIFORNIA COMPUTER SYSTEMS

16K RAM BOARD. Fully buffered addressable in 4K blocks. IEEE standard for bank addressing 2114's PCBD \$26.95 Kit 450NSEC \$259.95 PT-1 PROTO BOARD. Over 2,600 holes 4" regulators. All S-100 buss functions labeled, gold fingers. PCBD \$25.95 PT-2 PROTO BOARD. Similar to PT-1 except set-up to handle solder tail sockets. PCBD \$25.95



FORMERLY CYBERCOM/SOLID STATE MUSIC.

PB-1 2708 & 2716 Programming Board with provisions for 4K or 8K EPROM. No external supplies require textool sockets. Kit \$124.95 CB-1 8080 Processor Board. 2K of PROM 256 BYTE RAM power on/restrict Vector Jump Parallel port with status Kit \$119.00 PCBD \$30.95 MB-6B Basic 8Kx8 ram uses 2102 type rams, S-100 buss. Kit 450 NSEC \$139.95 PCBD \$26.95 MB-7 16Kx8, Static RAM uses uP410 Protection, fully buffered Kit \$299.95 MB-8A 2708 EROM Board. S-100, 8Kx8 or 16Kx8 kit without PROMS \$75.00 PCBD \$28.95 MB-9 4Kx8 RAM/PROM Board uses 2112 RAMS or 82S129 PROM kit without RAMS or PROMS \$72.00 IO-2 S-100 8 bit parallel I/O port, 2/3 of boards is for kludging. Kit \$46.00 PCBD \$26.95 IO-4 Two serial I/O ports with full handshaking 20/60 ma current loop: Two parallel I/O ports. Kit \$130.00 PCBD \$26.95 VB-1B 64 x 16 video board, upper lower case Greek, composite and parallel video with software, S-100. Kit \$125.00 PCBD \$26.95 Altair Compatible Mother Board, 11 x 1 1/2 x 1 1/8". Board only \$39.95. With 15 connectors \$94.95 Extended Board full size. Board only \$ 9.49 With connector \$13.45 SP-1 Synthesizer Board S-100 PCBD \$42.95 KIT \$135.95



WAMECO INC.

FDC-1 FLOPPY CONTROLLER BOARD will drive shugart, pertek, remic 5" & 8" drives up to 8 drives, on board PROM with power boot up, will operate with CPM (not included). PCBD \$42.95 FPB-1 Front Panel. IMSAI size, hex displays. Byte, or instruction single step. PCBD \$47.50 MEM-1 8Kx8 fully buffered, S-100, uses 2102 type rams. PCBD \$25.95 QM-12 MOTHER BOARD, 13 slot, terminated, S-100 board only \$34.95 CPU-1 8080A Processor board S-100 with 8 level vector interrupt PCBD \$26.95 RTC-1 Realtime clock board. Two independent interrupts. Software programmable. PCBD \$23.95 EPM-1 1702A 4K Eprom card PCBD \$25.95 EPM-2 2708/2716 16K/32K EPROM CARD PCBD \$25.95 QM-9 MOTHER BOARD, Short Version of QM-12. 9 Slots PCBD \$30.95 MEM-2 16K x 8 Fully Buffered 2114 Board PCBD \$26.95 8080A \$9.95 5101-8P \$ 8.40 8212 2.49 2114 (450 NS) low pwr... 7.25 8214 4.49 2114 (250 NS) low pwr... 7.99 8224 3.49 2102A-2L 1.50 2708 9.49 2102A-4L 1.20 5101-1P 6.90 4116 8/89.95

SEPT SPECIAL SALE ON PREPAID ORDERS

(Charge cards not included on this offer)

8KX8 RAM Fully buffered 450 NSEC. 2.5 amp typical assembled parts may be unmarked or house numbered. \$99.99

MIKOS PARTS ASSORTMENT WITH WAMECO AND CYBERCOM PCBDs

MEM-2 with MIKOS #7 16K ram with L2114 450 NSEC \$249.95 MEM-2 with MIKOS #13 16K ram with L2114 250 NSEC \$279.95 MEM-1 with MIKOS #1 450 NSEC 8K RAM \$119.95 CPU-1 with MIKOS #2 8080A CPU \$94.95 MEM-1 with MIKOS #3 250 NSEC 8K RAM \$144.95 QM-12 with MIKOS #4 13 slot mother board \$89.95 RTC-1 with MIKOS #5 real time clock \$54.95 EMP-1 with MIKOS #10 4K 1702 less EPROMS \$49.95 EPM-2 with MIKOS #11 16-32K EPROMS less EPROMS \$59.95 QM-9 with MIKOS #12 9 slot mother board \$79.95 FPB-1 with MIKOS #14 all parts for front panel \$134.95

MIKOS PARTS ASSORTMENTS ARE ALL FACTORY PRIME PARTS. KITS INCLUDE ALL PARTS LISTED AS REQUIRED FOR THE COMPLETE KIT LESS PARTS LISTED. ALL SOCKETS INCLUDED.

VISA or MASTERCHARGE. Send account number, interbank number, expiration date and sign your order. Approx. postage will be added. Check or money order will be sent post paid in U.S. If you are not a regular customer, please use charge, cashier's check or postal money order. Otherwise there will be a two-week delay for checks to clear. Calif. residents add 6% tax. Money back 30 day guarantee. We cannot accept returned IC's that have been soldered to. Prices subject to change without notice. \$10 minimum order. \$1.50 service charge on orders less than \$10.00.

MIKOS (415) 592-1800

P. O. Box 424 • San Carlos, California 94070

Please send for IC, Xistor and Computer parts list

Table with columns for C/MOS (DIODE CLAMPED) and various electronic components like 4001, 4002, 4007, etc.

PRINTED CIRCUIT BOARD 4" x 6" DOUBLE SIDED EPOXY BOARD 1/16" thick \$6.00 ea. 5/\$2.60 7 WATT LED-65 LASER DIODE IR \$89.5 2N 3820 P-FET \$ 45 2N 5457 N-FET \$ 45 2N2646 UJT \$ 45 ER 900 TRIGGER DIODES 4 \$1.00 2N6028 PROG UJT \$ 65

TRANSISTOR SPECIALS 2N6233-NPN SWITCHING POWER \$ 1.95 MRF-804 C BF RF Transistor NPN \$.75 2N3772 NPN Si TO 3 \$ 1.00 2N1546 PNP GE TO-3 \$.75 2N4908 PNP Si TO 3 \$ 1.00 2N5086 PNP Si TO-92 4 \$ 1.00 2N3137 NPN Si RF \$.55 2N3919 NPN Si TO 3 RF \$ 1.50 2N1420 NPN Si TO 5 \$ 1.00 2N3787 NPN Si TO 66 \$.70 2N2222 NPN Si TO 18 .5 \$ 1.00 2N3055 NPN Si TO 3 \$ 1.00 2N3904 NPN Si TO 92 6/\$ 1.00 2N3906 PNP Si TO 92 6/\$ 1.00 2N9296 NPN Si TO 220 \$.50 2N6109 PNP Si TO 220 \$.55 2N3638 PNP Si TO 5 \$ 1.00 MPS4 13 NPN Si \$ 1.00

Full Wave Bridges DIP SOCKETS 8 PIN .17 24 PIN .35 14 PIN .20 28 PIN .40 16 PIN .22 40 PIN .60 18 PIN .25 Si 10K G 10 WATTS \$ 7.80 Si 1020 G 20 WATTS \$ 15.70 Si 1050 G 50 WATTS \$28.50 SANKEN AUDIO POWER AMPS .22UF 35V \$5/1.00 6.8UF 35V 45/\$1.00 47UF 35V \$5/1.00 10UF 10V \$.25 68UF 35V \$5/1.00 22UF 25V \$.40 1UF 35V 5/\$1.00 15UF 35V 3/\$1.00 2.2UF 20V \$5/1.00 30UF 6V 5/\$1.00 3.3UF 20V 4/\$1.00 150UF 15V \$.95 4.7UF 15V \$5/1.00 68 UF 15V \$.50

Table with columns for CRYSTALS \$3.45 ea and RIBBON CABLE FLA (COLOR CODED) #30 WIRE. Includes items like 2.000 MHz, 4.000 MHz, etc.

Silicon Power Rectifiers PRV 1A 3A 12A 50A 125A 240A 100 06 14 35 90 370 5,000 200 07 20 40 130 425 6,500 400 09 25 65 150 650 9,500 600 11 30 80 200 8 120 9,500 800 15 35 100 250 10 50 16,500 1000 20 45 125 300 12 50 20,000

TTL IC SERIES 7400 - 22 7450 - 27 7540 - 1.05 7401 - 22 7475 - 47 7542 - 1.05 7402 - 22 7476 - 42 7515A - 1.41 7403 - 22 7477 - 42 7415S - .87 7404 - 27 7478 - 67 7415J - .82 7405 - 27 7478 - 45 7416J - .82 7406 - 33 7480 - 45 7416J - 1.20 7414 - 90 7492 - 64 7417E - 1.12 7409 - 27 7485 - 130 7416A - 1.27 7410 - 22 7486 - 42 7416S - 1.42 7411 - 27 7489 - 187 7417E - 1.80 7412 - 27 7490 - 63 7417A - 1.42 7413 - 54 7491 - 87 7417E - 1.27 7414 - 90 7492 - 64 7417E - 1.12 7416 - 33 7493 - 64 7417J - 1.12 7417 - 37 7494 - 100 74180 - .97 7420 - 27 7495 - 97 74181 - 2.85 7425 - 45 7495 - 97 74190 - 1.50 7426 - 33 74107 - 42 74191 - 1.27 7427 - 42 74121 - 45 74192 - 1.18 7430 - 27 74122 - 60 74193 - 1.18 7432 - 33 74123 - 67 74194 - 1.20 7437 - 33 74125 - 60 74195 - .75 7438 - 33 74126 - 60 74196 - 1.29 7440 - 27 74145 - 97 74197 - 1.20 7441 - 105 74148 - 105 74279 - .82 7442 - 67 74150 - 150 74288 - 1.35 7445 - 97 74151 - 91 74268 - .93 7447 - 87 74153 - 91 74293 - 1.87 7448 - 105 75232 2.25 74279 2.25

74LS SERIES LINEAR CIRCUITS LM 201 - .75 LM 301/748 - .75 LM 303 - 30 LM 308 - .75 LM 311 - .75 LM 318 - 1.20 LM 324 - .95 LM 339 - 1.10 LM 358 - 1.70 LM 370 - 1.15 LM 377 - 1.60 LM 380 - .95 LM 382 - 1.25 LM 395 - .80 LM 387 - 1.20 LM 1800 1.55 LM 555 - .49 LM 537 - 2.50 LM 553 - 2.50 LM 555 - .85 LM 556 - .85 LM 556 - 2.00 LM 557 - .95 LM 558 - 1.10 LM 559 - 1.10 LM 561 - .95 LM 562 - .95 LM 564 - .95 LM 565 - .95 LM 566 - 1.10 LM 567 - 1.10 LM 568 - .95 LM 569 - .95 LM 570 - .95 LM 571 - .95 LM 572 - .95 LM 573 - .95 LM 574 - .95 LM 575 - .95 LM 576 - .95 LM 577 - .95 LM 578 - .95 LM 579 - .95 LM 580 - .95 LM 581 - .95 LM 582 - .95 LM 583 - .95 LM 584 - .95 LM 585 - .95 LM 586 - .95 LM 587 - .95 LM 588 - .95 LM 589 - .95 LM 590 - .95 LM 591 - .95 LM 592 - .95 LM 593 - .95 LM 594 - .95 LM 595 - .95 LM 596 - .95 LM 597 - .95 LM 598 - .95 LM 599 - .95 LM 600 - .95 LM 601 - .95 LM 602 - .95 LM 603 - .95 LM 604 - .95 LM 605 - .95 LM 606 - .95 LM 607 - .95 LM 608 - .95 LM 609 - .95 LM 610 - .95 LM 611 - .95 LM 612 - .95 LM 613 - .95 LM 614 - .95 LM 615 - .95 LM 616 - .95 LM 617 - .95 LM 618 - .95 LM 619 - .95 LM 620 - .95 LM 621 - .95 LM 622 - .95 LM 623 - .95 LM 624 - .95 LM 625 - .95 LM 626 - .95 LM 627 - .95 LM 628 - .95 LM 629 - .95 LM 630 - .95 LM 631 - .95 LM 632 - .95 LM 633 - .95 LM 634 - .95 LM 635 - .95 LM 636 - .95 LM 637 - .95 LM 638 - .95 LM 639 - .95 LM 640 - .95 LM 641 - .95 LM 642 - .95 LM 643 - .95 LM 644 - .95 LM 645 - .95 LM 646 - .95 LM 647 - .95 LM 648 - .95 LM 649 - .95 LM 650 - .95 LM 651 - .95 LM 652 - .95 LM 653 - .95 LM 654 - .95 LM 655 - .95 LM 656 - .95 LM 657 - .95 LM 658 - .95 LM 659 - .95 LM 660 - .95 LM 661 - .95 LM 662 - .95 LM 663 - .95 LM 664 - .95 LM 665 - .95 LM 666 - .95 LM 667 - .95 LM 668 - .95 LM 669 - .95 LM 670 - .95 LM 671 - .95 LM 672 - .95 LM 673 - .95 LM 674 - .95 LM 675 - .95 LM 676 - .95 LM 677 - .95 LM 678 - .95 LM 679 - .95 LM 680 - .95 LM 681 - .95 LM 682 - .95 LM 683 - .95 LM 684 - .95 LM 685 - .95 LM 686 - .95 LM 687 - .95 LM 688 - .95 LM 689 - .95 LM 690 - .95 LM 691 - .95 LM 692 - .95 LM 693 - .95 LM 694 - .95 LM 695 - .95 LM 696 - .95 LM 697 - .95 LM 698 - .95 LM 699 - .95 LM 700 - .95

REGULATORS 323K - 5V 3A \$ 5.75 340K - 12, 15 309K \$ 1.60 or 24 V \$ 1.50 723 \$.50 340T - 5, 6, 8, 12 320T - 15, 15 or 24V 1.40 \$ 5, 12, or 15 V 78 MG \$ 1.35 \$ 1.40 79 MG \$ 1.35

NO. 30 WIRE WRAP WIRE SINGLE STRAND 100/\$1.50 ALCO MINIATURE TOGGLE SWITCHES MTA 106 SPDT \$.95 MTA 206 DPDT \$ 1.70 MTA 206 P-DPDT CENTER OFF \$ 1.85 MSD 206 P-DPDT CENTER OFF \$ 1.85 LEVER SWITCH \$ 1.85

TRIACS SCR'S PRV 1A 10A 25A 1.5A 6A 35A 100 .48 .84 1.56 .48 .60 1.44 200 .84 1.32 2.10 .72 .84 1.92 400 1.32 1.92 3.12 1.20 1.44 2.64 600 2.04 2.76 4.32 1.80 3.60

SOLID STATE SALES P.O. BOX 74B SOMERVILLE, MASS. 02143 TEL. (617) 547-7053 WE SHIP OVER 95% OF OUR ORDERS THE DAY WE RECEIVE THEM

7400 TTL table listing various 7400 TTL components with their part numbers and prices.

C/MOS table listing various C/MOS components with their part numbers and prices.

7400C table listing various 7400C components with their part numbers and prices.

LINEAR table listing various linear components with their part numbers and prices.

74LS00TL table listing various 74LS00TL components with their part numbers and prices.

EXCITING NEW KITS Digital Thermometer Kit advertisement with features list and pricing.

DISCRETE LED advertisement listing various LED types and prices.

DISPLAY LEDS advertisement listing various display LED types and prices.

RCA LINEAR advertisement listing various RCA linear components with prices.

IC SOLDERTAIL - LOW PROFILE (TIN) SOCKETS advertisement listing various IC sockets.

1/4 WATT RESISTOR ASSORTMENTS - 5% advertisement listing various resistor assortments.

Jameco ELECTRONICS advertisement for the 1979 catalog with contact information.

TELEPHONE/KEYBOARD CHIPS advertisement listing various telephone and keyboard chips.

ICM CHIPS advertisement listing various ICM chips.

NMOS READ ONLY MEMORIES advertisement listing various NMOS ROMs.

MISCELLANEOUS advertisement listing various miscellaneous components.

TRONIX ISO-LIT 1 advertisement listing various Tronix ISO-LIT 1 components.

EXAR advertisement listing various EXAR components and prices.

SCR AND FW BRIDGE RECTIFIERS advertisement listing various SCR and FW bridge rectifiers.

TRANSISTORS advertisement listing various transistors and prices.

CAPACITOR CORNER advertisement listing various capacitor assortments.

Save \$ on TRS-80 Products


Send for **FREE**
Catalog

NEW!! TREMENDOUS SAVINGS ON TRS-80 SYSTEMS

Complete system includes:
TRS-80 Level II, w/our 48K RAM, Dual MPI
Disk Drives, and the APPARAT DOS+ soft-
ware (\$2500 value), only \$2049. Line printer
and desk options available.

SUPERDISK

TF-7D Micropolis Largest capacity
mini floppy, up to 195 Kbytes
on 77 tracks with 77TK DOS+ \$699



**A Complete Family
Of Disk Drives
To Choose
From . . .
In Stock**

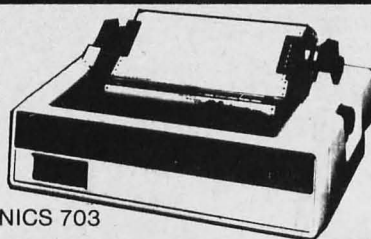
TF-1	Pertec FD200, 5 1/4", 40 track use both sides	\$379
TF-3	Shugart SA400, 5 1/4", 35 tracks same as tandy	\$389
TF-5	MPI 5 1/4" 40 track door lock and auto diskette ejection	\$379
TDH-1	Pertec Dual Head mini-floppy 35 track same capacity as 2 drives	\$499

All disk drive systems come complete with power supply and chassis

• Two drive cable= \$25 • Four drive cable= \$35

PRINTERS PRINTERS PRINTERS PRINTERS

LP779 Centronics 779 \$1099
w/tractors
LP700 Centronics 700 \$1175
LP701 Centronics 701 \$1759
NEC Spinwriter \$2499



CENTRONICS 703

LP702 Centronics 702 \$1899
LP703 Centronics \$2540
LP1 Centronics P1 \$ 399
Centronics cables \$ 39

Add-on Disk Drives

DOES NOT INCLUDE POWER SUPPLY OR CHASSIS

• Pertec FD200 or MPI B-52	\$272.00
• Shugart SA400 (unused)	\$282.00
• Pertec Dual Head	\$399.00

NEW PRODUCTS

• Small System RS232 Interface	\$ 49.00
• Expansion Interface w/32K	\$499.00
• AC Line Interference Eliminator	\$ 18.95
• AC Isolator (6 connectors)	\$ 45.95
• Telephone Interface	\$179.95
• Verbatim 5" soft sector Diskettes	\$ 3.39

IMPROVE TRS-80 PERFORMANCE WITH NEWDOS+

Over 200 modifications,
corrections and enhance-
ments to TRS DOS.
Includes utilities. Available in
two versions:
35 Track version \$99
40 Track version \$110



All prices cash discounted.
Freight FOB/Factory

Memory

16KM 16K RAM Kit
Computer \$74
Expansion Interface \$78

Software

• Accounts Receivable	\$39
• Inventory Control	\$39
• Job Entry/Status	\$75
• General Ledger	\$79
• Game Diskette	\$19
• AJA Word Processor	\$75



**MICROCOMPUTER
TECHNOLOGY
INCORPORATED**

2080 South Grand Ave.
Santa Ana, CA 92705
(714) 979-9923




6000 E. Evans Ave., Bldg. 2
Denver, CO 80222
(303) 758-7275

pparat, Inc.

California Digital

Post Office Box 3097 B • Torrance, California 90503



Sankyo Magnetic Card Reader

\$59

These Sankyo I/O units are capable of storing and retrieving over 400 characters of data in under two seconds. The flexibility of this device lends itself to numerous applications. As an input reader to a computerized security system, the computer has the ability of identifying the card holder and admitting only those individuals who are authorized to enter the premises during specified time frames. The device is also suitable for maintaining customer information files, or any other application where small amounts of information must be quickly entered into a data processing system. Accepts 2" by 4" HP style mag-cards. (Similar to bank cards.) Motorized feeder pulls the magnetic card across the four channel read/write head. NEW surplus, original cost \$200. Full documentation

S-100 Mother Board

Quiet Bus

\$2995
8803-18
18 slot
IMSAI



The Quiet Bus from California Industrial is quality engineered. No short cuts have been taken to produce this mother board. Active termination circuitry prevents noise and crosstalk. Manufactured from extra heavy FR-4 epoxy glass

TELETYPE MODEL 43

Even if we have to give them away, we're going to ship more 43's in 1979 than the aggregate of all our competitors.




Model 43AAA TTL)
EACH 3 10 25
\$925. 875. 850. 825.
RS-232 Interface "K" Add \$7500 plus shipping

HEXADECIMAL KEYBOARD

Maxi-Switch hexadecimal keyboards are designed for microcomputer systems that require 4-bit output in standard hex code.

Each assembly consists of 16 hermetically sealed reed switches and TTL "one shot" debounce circuitry. Reliable low friction acetal resin plungers are credited for the smooth operation and long life of this premium keyboard. Requires single +5 volt supply.



\$34.95

FREE PLASTIC LIBRARY CASE with purchase of each box of Verbatim mini-diskettes. \$5 value.

\$29.95
BOX of 10
DISKETTES

CONNECTORS

your choice
DB25P male plug & hood
or
DB25S female
\$395
Qty. fe. male hd.
10 3.45 2.45 1.15
25 3.15 2.25 1.05
100 2.85 1.90 .95
500 2.25 1.60 .85
1K 1.97 1.37 .73

Edge Connectors

GOLD 100 PIN IMSAI/ALTAIR
Imasi solder .125x.250 \$3.95 3/4 \$9.00
Imasi w/ 125 cavities \$4.95 3/4 \$13.00
Altair soldertail .140 row \$5.95 3/4 \$15.00
SPECIALS
22/44 Kim eyelet .156" \$1.95 3/4 \$5.00
25/50 solder tab .156" \$1.09 3/4 \$2.00
36/72 wide post w/w.156 \$1.95 3/4 \$5.00

SPERRY UNIVAC KEYBOARD

The famous Sperry Univac 1710 Hollerith keyboard assembly is now available from California Industrial for only \$24.88. The ideal computer input device for accountants and mathematicians. The numeric keys are placed on the lower three rows to resemble a ten key adding machine. This format allows one handed numeric data entry. Original cost was \$385. Used but guaranteed in excellent condition. Complete with documentation.

MODULATOR

The Atari R.F. Modulator allows computer data to be displayed directly upon your existing television system. This unit converts the signal from the Apple II and other video sources into television frequencies. Operates from single 5 volt supply. Complete with metal case, mating RF connector and 15 feet of coax cable. Schematics and instructions included.

SPECIAL APPLE II 16K MEMORY

COLOR • GRAPHICS • SOUND
\$1024 Mfg. Sug. Retail... \$1195
PLUS SHIPPING

Scotch BRAND CASSETTES

DISKETTES \$5.50
8 inch Soft (IBM)
8 inch 32 sector
Mini Soft sec.
Mini 10 sector
Mini 16 sector

Certified Digital CASSETTES

WON'T DROP A BIT!
CALIFORNIA INDUSTRIAL is an Authorized Dealer of Scotch Brand Data Products

Shugart Associates SA800-R Floppy Disk Drive

The most cost effective way to store data processing information, when random recall is a prime factor. The SA800 is fully compatible with the IBM 3740 format. Write protect circuitry, low maintenance & Shugart quality.
\$449.50

\$85 KEYBOARD ASCII ENCODED

KEYTRONIC ASCII & ASCII complement.
*Ten key data pad
*Cursor controls
*Six user switches
*Alpha Lock
*Auto repeat
*Single 5 volt.
*Glass reed.

MEMORY

TRS-80 \$65
APPLE II
16k memory (8) 4116's

As you may be aware, publishers require advertisers to submit their ad copy 60 to 90 days prior to "press" date. That much lead time in a volatile market place, such as memory circuits, makes it extremely difficult to project future cost and availability.

To obtain the best pricing on memory we have made volume commitments to our suppliers, which in turn affords us the opportunity to sell these circuits at the most competitive prices. Please contact us if you if you have a demand for volume state of the art memory products.

STATIC	1-31	32-99	100-5C	-999	1K+
21L02 450nS.	1.19	.99	.95	.90	.85
21L02 250nS.	1.49	1.39	1.25	*	*
2114 1Kx4 450	5.95	5.50	5.25	4.75	4.50
2114 1Kx4 300	8.95	8.50	8.00	*	*
4044 4Kx1 450	5.95	5.50	5.25	*	*
4044 4Kx1 250	9.95	9.50	9.00	*	*
4045 1Kx4 450	8.95	8.50	8.00	*	*
4045 1Kx4 250	9.95	9.50	9.00	*	*
5257 low pow.	5.95	5.50	5.00	4.80	4.60

SPECIAL CIRCUITS

Z80A 4MHz.	24.95	AY5-1013A UART	4.95
8080A CPU	9.95	Floppy Disc Controllers	
8085	22.50	WD1771 single D	39.95
8086 Intel 16 bits	*	WD1781 Double D	65.00
TMS9900 16 bits	49.95	WD1791 D/D 3740	*

EPROMS

1702A 2K	4.95	4.50	4.00
2708 8K	9.95	9.50	9.00
2716 5v 16K	39.95	35.00	*
2716 T I	24.88	20.00	*
2532	*	*	*



PORTABLE DATA ENTRY SYSTEM

These used data terminals were originally designed for chain store inventory control and order entry systems. The operator enters the inventory control number, merchandise on hand and the unit price. After all pertinent data has been entered into the recorder, the main warehouse is telephoned, the handset is placed in the acoustic coupler and all the recorded information is transmitted back to the master computer. With a little imagination and one of these portable entry systems, you should be able to exchange programs and computer information with associates across the country. All units were removed from service in working condition. Original cost \$2,500. Each system comes complete with:

- Portable Cassette Drive Unit
- Removable Entry Keyboard with LED Display
- Five Gould "D" NiCads
- Acoustical Coupler
- Battery Charger
- DB25 Cable
- Shoulder strap
- Full Documentation

\$139.50

SYSTEM X-10

It's not often that California Digital ventures into the distribution of consumer products, but we have recently come across a product that appears so unique that we just had to add it to our product line. This is the System X-10 manufactured by the BSR turntable company. This space age system will remotely control any light or appliance in your home or office. Command signals are transmitted from the command console over your existing wiring. From your bed or easy chair you can control up to 16 different electrical devices inside and outside your home. Use the System X-10 to control your stereo, television or any light fixture on the premises.

The basic sampler package comes complete with command console, battery operated ultrasonic controller, one each of the appliance module, lamp module and wall switch. The basic package is priced at only \$99.50. Additional modules are available for \$13.95 each.

MINIATURE SWITCHES

your choice
\$.98 10 50 100 1k
\$.88 .81 .73 .66
SPDT Miniature Toggles
7101 CAK ON-NONE-ON
7107 jbt ON-OFF (mnt. ON)
7108 CK ON-(moment. ON)
Rocker JBT DPDT
Rotary 3P-4-Pos.
Rotary 3P-6-Pos.
Push B (N.O.) \$3.99 4/51

DIP Switch

\$1.49 10 25 100 1K
\$1.29 1.15 .97 .83
specify 4 for 8 pos.

DISCOUNT Wire Wrap Center

IC SOCKETS

pin	wire wrap		low profile	
	ea. 25	50	ea. 25	50
8			17	16 15
14	37	36 35	18	17 16
16	38	37 36	19	18 17
24	99	93 85	36	35 34
40	169	155 139	63	60 58

50% \$98
500 1,000 11,000
\$9. \$15. \$105.

(213) 679-9001

All merchandise sold by California Digital is premium grade. Sorry, no C.O.D.'s. Orders are shipped the same day received. California residents add 6%. Foreign orders add 10%. Orders over \$25, when accompanied by payment, are shipped at our expense. Otherwise, please add \$2.

COMPUCRUISE


Put a computer in your car, which gives you the most effective and functional cruise control ever designed, plus complete trip computing, fuel management systems, and a remarkable accurate quartz crystal time system.

So simple a child can operate, the new CompuCruise combines latest computer technology with state-of-the-art reliability in a package which will not likely be available on new cars for years to come • Cruise Control • Time, E.T., Lap Timer, Alarm • Time, Distance, Fuel to Arrival • Time, Distance, Fuel to Empty • Time, Distance and Fuel on Trip • Current or Average MPG, GPH • Fuel Used, Distance since Fillup • Current and Average-Vehicle Speed • Inside, Outside or Coolant Temperature • Battery Voltage • English or Metric Display. \$199.95




FLOPPY DISK STORAGE BINDER

This black vinyl three-ring binder comes with ten transparent plastic sleeves which accommodate either twenty, five-inch or ten, eight-inch floppy disks. The plastic sleeves may be ordered separately and added as needed. A contents file is included with each sleeve for easy identification and organizing. Binder & 10 holders \$14.95 Part No. B800; Extra holders 95¢ each. Part No. B00



OPTO-ISOLATED PARALLEL INPUT BOARD FOR APPLE II

There are 8 inputs that can be driven from TTL logic or any 5 volt source. The circuit board can be plugged into any of the 8 sockets of your Apple II. It has a 16 pin socket for standard dip ribbon cable connection. Board only \$15.00. Part No. 120, with parts \$69.95. Part No. 120A.



TIDMA

• Tape Interface Direct Memory Access • Record and play programs without bootstrap loader (no prom) has FSK encoder/decoder for direct connections to low cost recorder at 1200 baud rate, and direct connections for inputs and outputs to a digital recorder at any baud rate • S-100 bus compatible • Board only \$35.00 Part No. 112, with parts \$110 Part No. 112A



SYSTEM MONITOR

8080, 8085, or Z-80 System monitor for use with the TIDMA board. There is no need for the front panel. Complete with documentation \$12.95.


16K EPROM

Uses 2708 EPROMs, memory speed selection provided, addressable anywhere in 65K of memory, can be shadowed in 4K increments. Board only \$24.95 part no. 7902, with parts less EPROMs \$49.95 part no. 7902A.



ASCII KEYBOARD

TTL & DTL compatible • Full 67 key array • Full 128 character ASCII output • Positive logic with outputs resting low • Data Strobe • Five user-definable spare keys • Standard 22 pin dual card edge connector • Requires +5VDC, 325 mA. Assembled & Tested. Cherry Pro Part No. P70-05AB. \$135.00.



ASCII KEYBOARD


53 Keys popular ASR-33 format • Rugged G-10 P.C. Board • Tri-mode MOS encoding • Two-Key Rollover • MOS/DTL/TTL Compatible • Upper Case lockout • Data and Strobe inversion option • Three User Definable Keys • Low contact bounce • Selectable Parity • Custom Keycaps • George Risk Model 753. Requires +5, -12 volts. \$59.95 Kit.

ASCII TO CORRESPONDENCE CODE CONVERTER

This bidirectional board is a direct replacement for the board inside the Trendata 1000 terminal. The on board connector provides RS-232 serial in and out. Sold only as an assembled and tested unit for \$229.95. Part No. TA 1000C

DISK JACKET™

Made from heavy duty .0095 matte plastic with reinforced plastic with reinforced grommets. The mini-diskette version holds two 5-1/4 inch diskettes and will fit any standard three ring binder. The pockets to the left of the diskette can be used for listing the contents of the disk. Please order only in multiples of ten. \$9.95/10 Pack.



INTERNATIONAL MICROPROCESSOR DICTIONARY

English, French, Danish, German, Italian, Hungarian, Norwegian, Polish, Spanish, Swedish. 10 languages. 28 pp. SYBEX. Ref. IMD. \$4.95

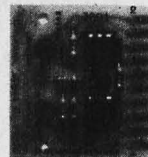
VIDEO TERMINAL

16 lines, 64 columns • Upper and lower case • 5x7 dot matrix • RS-232 in • RS-232 out with TTL parallel keyboard input • On board baud rate generator 75, 110, 150, 300, 600, & 1200 jumper selectable • Memory 1024 characters (7-21L02) • Video processor chip SFF96364 by Neculonic • Control characters CR, LF, →, ←, ↑, ↓, non destructive cursor, CS, home, CL • White characters on black background or vice-versa • With the addition of a keyboard, video monitor or TV set with TV interface (part no. 107A) and power supply this is a complete stand alone terminal • also S-100 compatible • requires +16, & -16 VDC at 100mA, and BVDC at 1A. Part no. 1000A \$199.95 kit.



RS-232/20mA INTERFACE

This board has two passive, opto-isolated circuits. One converts RS-232 to 20mA, the other converts 20mA to RS-232. All connections go to a 10 pin edge connector. Requires +12 and -12 volts. Board only \$9.95, part no. 7901, with parts \$14.95 Part No. 7901A.



COMPUCOLOR II

Model 3, 8K \$1395. Model 4, 16K \$1595. Model 5, 32K \$1895. Prices include color monitor, computer, and one disk drive.



PET COMPUTER

With 32K & monitor - \$1195. Dual Disk Drive - \$1195.




apple II

or


APPLE II PLUS

16K - \$995, 32K \$1059, 48K - \$1123. Disk & cont \$589



T.V. INTERFACE

• Converts video to AM modulated RF, Channels 2 or 3. So powerful almost no tuning is required. On board regulated power supply makes this extremely stable. Rated very highly in Doctor Dobbs' Journal. Recommended by Apple • Power required is 12 volts AC C.T., or +5 volts DC • Board only \$7.60 part No. 107, with parts \$13.50 Part No. 107A



PARALLEL TRIAC OUTPUT BOARD FOR APPLE II



This board has 8 triacs capable of switching 110 volt 6 amp loads (660 watts per channel) or a total of 5280 watts. Board only \$15.00 Part No. 210, with parts \$119.95 Part No. 210A.

To Order:

Mention part no. description, and price. In USA shipping paid by us for orders accompanied by check or money order. We accept C.O.D. orders in the U.S. only, or a VISA or Master Charge no., expiration date, signature, phone no., shipping charges will be added. CA residents add 6.5% for tax. Outside USA add 10% for air mail postage and handling. Payment must be in U.S. dollars. Dealer inquiries invited. 24 hour order line (408) 226-4064.



Send for FREE Catalog . . . a big self-addressed envelope with 41¢ postage gets it fastest!

ELECTRONIC SYSTEMS

 Dept. B P. O. Box 21638, San Jose, CA USA 95151

TRS-80^{E.S.} SERIAL I/O

- Can input into basic
- Can use LLIST and LPRINT to output, or output continuously
- RS-232 compatible
- Can be used with or without the expansion bus
- On board switch selectable baud rates of 110, 150, 300, 600, 1200, 2400, parity or no parity odd or even, 5 to 8 data bits, and 1 or 2 stop bits. D.T.R. line
- Requires +5, -12 VDC
- Board only \$19.95 Part No. 8010, with parts \$59.95 Part No. 8010A, assembled \$79.95 Part No. 8010C. No connectors provided, see below.




EIA/RS-232 connector Part No. DB25P \$6.00, with 9', 8 conductor cable \$10.95 Part No. DB25P9.



3' ribbon cable with attached connectors to fit TRS-80 and our serial board \$19.95 Part No. 3CAB40.

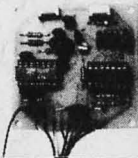
RS-232/ TTL INTERFACE

- Converts TTL to RS-232, and converts RS-232 to TTL
- Two separate circuits
- Requires -12 and +12 volts
- All connections go to a 10 pin gold plated edge connector
- Board only \$4.50 Part No. 232, with parts \$7.00 Part No. 232A 10 Pin edge connector \$3.00 Part No. 10P



MODEM

- Type 103
- Full or half duplex
- Works up to 300 baud
- Originate or Answer
- No coils, only low cost components
- TTL input and output-serial
- Connect 8 Ω speaker and crystal mic. directly to board
- Uses XR FSK demodulator
- Requires +5 volts
- Board only \$7.60 Part No. 109, with parts \$27.50 Part No. 109A




DISKETTES



Box of 10, 5" \$29.95, 8" \$39.95. Plastic box, holds 10 diskettes, 5" - \$4.50, 8" - \$6.50.

APPLE II* SERIAL I/O INTERFACE




Baud rate is continuously adjustable from 0 to 30,000

- Plugs into any peripheral connector
- Low current drain. RS-232 input and output
- On board switch selectable 5 to 8 data bits, 1 or 2 stop bits, and parity or no parity either odd or even
- Jumper selectable address
- SOFTWARE
- Input and Output routine from monitor or BASIC to teletype or other serial printer
- Program for using an Apple II for a video or an intelligent terminal.
- Also can output in correspondence code to interface with some selectrics.
- Also watches DTR
- Board only \$15.00 Part No. 2, with parts \$42.00 Part No. 2A, assembled \$62.00 Part No. 2C

8K EPROM PICEON

Saves programs on PROM permanently (until erased via UV light) up to 8K bytes. Programs may be directly run from the program saver such as fixed routines or assemblers.

- S-100 bus compatible
- Room for 8K bytes of EPROM non-volatile memory (2708's).
- On-board PROM programming
- Address relocation of each 4K of memory to any 4K boundary within 64K
- Power on jump and reset jump option for "turnkey" systems and computers without a front panel
- Program saver software available
- Solder mask both sides
- Full silkscreen for easy assembly.
- Program saver software in 1 2708 EPROM \$25. Bare board \$35 including custom coil, board with parts but no EPROMS \$139, with 4 EPROMS \$179, with 8 EPROMS \$219.



WAMECO PRODUCTS WITH

ELECTRONIC SYSTEMS PARTS

FDC-1 FLOPPY CONTROLLER BOARD will drive shugart, pertek, remex 5" & 8" drives up to 8 drives, on board PROM with power boot up, will operate with CPM (not included). PCBD \$42.95

FPB-1 Front Panel. (Finally) IMSAI size hex displays. Byte or instruction single step. PCBD \$42.95

MEM-1A 8Kx8 Fully buffered, S-100, uses 2102 type RAMS. PCBD \$24.95, \$168 Kit

QMB-12 MOTHER BOARD, 13 slot, terminated, S-100 board only \$34.95 \$89.95 Kit

CPU-1 8080A Processor board S-100 with 8 level vector interrupt PCBD \$25.95 \$89.95 Kit

RTC-1 Realtime clock board. Two independent interrupts. Software programmable. PCBD \$25.95, \$60.95 Kit

EPM-1 1702A 4K EPROM card PCBD \$25.95 \$49.95 with parts less EPROMS

EPM-2 2708/2716 16K/32K EPROM card PCBD \$24.95 \$49.95 with parts less EPROMS

QMB-9 MOTHER BOARD. Short Version of QMB-12. 9 Slots PCBD \$30.95 \$67.95 Kit

MEM-2 16Kx8 Fully Buffered 2114 Board PCBD \$25.95, \$269.95 Kit


T.V. TYPEWRITER

- Stand alone TVT
- 32 char/line, 16 lines, modifications for 64 char/line included
- Parallel ASCII (TTL) input
- Video output
- 1K on board memory
- Output for computer controlled cursor
- Auto scroll
- Non-destructive cursor
- Cursor inputs: up, down, left, right, home, EOL, EOS
- Scroll up, down
- Requires +5 volts at 1.5 amps, and -12 volts at 30 mA
- All 7400, TTL chips
- Char. gen. 2513
- Upper case only
- Board only \$39.00 Part No. 106, with parts \$145.00 Part No. 106A



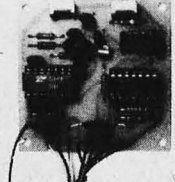
UART & BAUD RATE GENERATOR

- Converts serial to parallel and parallel to serial
- Low cost on board baud rate generator
- Baud rates: 110, 150, 300, 600, 1200, and 2400
- Low power drain +5 volts and -12 volts required
- TTL compatible
- All characters contain a start bit, 5 to 8 data bits, 1 or 2 stop bits, and either odd or even parity.
- All connections go to a 44 pin gold plated edge connector
- Board only \$12.00 Part No. 101, with parts \$35.00 Part No. 101A, 44 pin edge connector \$4.00 Part No. 44P




TAPE INTERFACE

- Play and record Kansas City Standard tapes
- Converts a low cost tape recorder to a digital recorder
- Works up to 1200 baud
- Digital in and out are TTL-serial
- Output of board connects to mic. in of recorder
- Ear- phone of recorder connects to input on board
- No coils
- Requires +5 volts, low power drain
- Board only \$7.60 Part No. 111, with parts \$27.50 Part No. 111A




HEX ENCODED KEYBOARD

E.S.
This HEX keyboard has 19 keys, 16 encoded with 3 user definable. The encoded TTL outputs, 8-4-2-1 and STROBE are debounced and available in true and complement form. Four onboard LEDs indicate the HEX code generated for each key depression. The board requires a single +5 volt supply. Board only \$15.00 Part No. HEX-3, with parts \$49.95 Part No. HEX-3A. 44 pin edge connector \$4.00 Part No. 44P.



S-100 BUS ACTIVE TERMINATOR

Board only \$14.95 Part No. 900, with parts \$24.95 Part No. 900A



DC POWER SUPPLY

- Board supplies a regulated +5 volts at 3 amps., +12, -12, and -5 volts at 1 amp.
- Power required is 8 volts AC at 3 amps., and 24 volts AC C.T. at 1.5 amps.
- Board only \$12.50 Part No. 6085, with parts excluding transformers \$42.50 Part No. 6085A



To Order: Mention part no. description, and price. In USA shipping paid by us for orders accompanied by check or money order. We accept C.O.D. orders in the U.S. only, or a VISA or Master Charge no., expiration date, signature, phone no., shipping charges will be added. CA residents add 6.5% for tax. Outside USA add 10% for air mail postage and handling. Payment must be in U.S. dollars. Dealer inquiries invited. 24 hour order line (408) 226-4064.




Send for FREE Catalog ... a big self-addressed envelope with 41¢ postage gets it fastest!

ELECTRONIC SYSTEMS Dept. B, P. O. Box 21638, San Jose, CA USA 95151

The DATA-TRANS 1000

A completely refurbished
IBM Selectric Terminal with
built-in ASCII Interface.

\$1395



Features:

- 300 Baud
- 14.9 characters per second printout
- Reliable heavy duty Selectric mechanism
- RS-232C Interface
- Documentation included
- 60 day warranty - parts and labor
- High quality Selectric printing
- Off-line use as typewriter
- Optional tractor feed available
- 15 inch carriage width

HOW TO ORDER DATA-TRANS 1000

1. We accept Visa, Master Charge. Make cashiers checks or personal check payable to:
DATA-TRANS
2. All orders are shipped F.O.B. San Jose, CA
3. Deliveries are immediate

For orders and information
DATA-TRANS
2154 O'Toole St.
Unit E
San Jose, CA 95131
Phone: (408) 263-9246

MICRO-PROCESSORS: FROM CHIPS TO SYSTEMS

This book covers all aspects of microprocessors, from the basic concepts to advanced interfacing techniques, in a progressive presentation. It is independent from any manufacturer, and presents uniform **standard** principles and design techniques, including the interconnect of a **standard** system, as well as specific components. It introduces the MPU, how it works internally, the system components (ROM, RAM, UART, PIO, others), the system interconnect, applications, programming, and the problems and techniques of system development. By R. Zaks. SYBEX. Ref. C201. \$9.95

MICRO-PROCESSOR INTERFACING TECHNIQUES

Microprocessor interfacing is no longer an art. It is a set of techniques, and in some cases just a set of components. This comprehensive book introduces the basic interfacing concepts and techniques, then presents in detail the implementation details, from hardware to software. It covers all the essential peripherals, from keyboard to floppy disk, as well as the standard buses (S100 to IEEE 488) and introduces the basic troubleshooting techniques. (2nd Expanded Edition). By Austin Lesea and R. Zaks. Ref. C207 SYBEX. \$11.95

PROGRAMMING THE 6502 PROGRAMMING THE Z80 PROGRAMMING THE 8080*

It covers all essential aspects of programming, as well as the advantages and disadvantages of the 6502 and should bring the reader to the point where he can start writing complete applications programs. For the reader who wishes more, a companion volume is available: The 6502 Applications Book. By R. Zaks. 6502: Ref. C202; Z80: Ref. C280; 8080: Ref. C208. SYBEX. Each \$10.95



44 BUS MOTHER BOARD

Has provisions for ten 44 pin (.156) connectors, spaced 3/4 of an inch apart. Pin 20 is connected to X, and 22 is connected to Z for power and ground. All the other pins are connected in parallel. This board also has provisions for bypass capacitors. Board cost \$15.00 Part No. 102. Connectors \$3.00 each Part No. 44WP.



AN INTRODUCTION TO PERSONAL AND BUSINESS COMPUTING

No computer background is required. The book is designed to educate the reader in all the aspects of a system, from the selection of the microcomputer to the required peripherals. By Rodney Zaks. Ref. C200. SYBEX \$6.95

TVT COOKBOOK

Bk 1064 — by Don Lancaster. Describes the use of a standard television receiver as a microprocessor CRT terminal. Explains and describes character generation, cursor control and interface information in typical, easy-to-understand Lancaster style. \$9.95

COMPUTER PROGRAMMING HANDBOOK

A complete guide to computer programming & data processing. Includes many worked-out examples. By Peter Staak, TAB \$9.95

DIGITAL CASSETTE

5 min. each side. Box of 10 \$9.95. Part No. C-5.



To Order: Mention part no. description, and price. In USA shipping paid by us for orders accompanied by check or money order. We accept C.O.D. orders in the U.S. only, or a VISA or Master Charge no., expiration date, signature, phone no., shipping charges will be added. CA residents add 6.5% for tax. Outside USA add 10% for air mail postage and handling. Payment must be in U.S. dollars. Dealer inquiries invited. 24 hour order line (408) 226-4064.



Send for FREE Catalog . . . a big self-addressed envelope with 41¢ postage gets it fastest!

ELECTRONIC SYSTEMS Dept. B, P. O. Box 21638, San Jose, CA USA 95151

a PERCOM SAMPLER



For your SS-50 bus computer — the CIS-30+

- Interface to data terminal and two cassette recorders with a unit only 1/10 the size of SWTP's AC-30.
- Select 30, 60, or 120 bytes per second cassette interfacing, 300, 600 or 1200 baud data terminal interfacing.
- Optional mod kits make CIS-30+ work with any microcomputer. (For MITS 680b, ask for Tech Memo TM-CIS-30+—09.)
- KC-Standard/Bi-Phase-M (double frequency) cassette data encoding. Dependable self-clocking operation.
- Ordinary functions may be accomplished with 6800 Mikbug™ monitor.
- Prices: Kit, \$79.95; Assembled, \$99.95.

Prices include a comprehensive instruction manual. Also available: Test Cassette, Remote Control Kit (for program control of recorders), IC Socket Kit, MITS 680b mod documentation, Universal Adaptor Kit (converts CIS-30+ for use with any computer).
MIKBUC® Motorola, Inc.

In the Product Development Queue . . .

Coming PDQ. Watch for announcements.

6809 Processor Card — With this SS-50 bus PC board, you'll be able to upgrade with the microprocessor that Motorola designers describe as the "best 8-bit machine so far made by humans."

The Electric Crayon™ — This color graphics system includes its own μ P and interfaces to virtually any microcomputer with a parallel I/O port.

Printer Interface — For your TRS-80™. Interface any serial RS232 printer to your TRS-80™ with this system.


™ELECTRIC WINDOW, ELECTRIC CRAYON, Pilon-30 and Pilon-10 are trademarks of Percom Data Company, Inc.
TRS-80 is a trademark of Tandy Corporation and Radio Shack which has no relationship to Percom Data Company.

Orders may be paid by check or money order, or charged to Visa or Master Charge credit account. Texas residents must add 5% sales tax.



For your data storage — Pilon-30™ and Pilon-10™ data cassettes

- Orders-of-magnitude improvement in data integrity over ordinary audio cassettes.
- Pilon-coated pressure pad eliminates lint-producing felt pad of standard audio cassettes.
- Smooth pilon coating minimizes erratic tape motion.
- Foam pad spring is energy absorbing. Superior to leaf spring mounted pad which tends to oscillate and cause flutter.
- Five-screw case design virtually precludes deformation during assembly.
- Price: \$2.49.



For your S-100 computer — the CI-812

- Both cassette and data terminal interfacing on one S-100 bus PC board.
- Interfaces two recorders. Record and playback circuits are independent.
- Select 30, 60, 120, or 240 bytes per second cassette interfacing, 110 to 9600 baud data terminal interfacing.
- KC-Standard/Bi-Phase-M (double frequency) encoded cassette data. Dependable self-clocking operation.
- Optional firmware (2708 EPROM) Operating System available.
- Prices: kit, \$99.95; assembled, \$129.95.

Prices include a comprehensive instruction manual. In addition to the EPROM Operating System, a Test Cassette, Remote Control Kit (for program control of recorders), and an IC Socket Kit are also available.

CASSETTE SOFTWARE

For 8080/Z-80 μ Cs . . .

BASIC ETC — Developed by the co-authors of the original Tiny BASIC, BASIC ETC is easy to use yet includes commands and functions required for powerful business and scientific programs as well as for hobby applications. 9.5K bytes of RAM. 1200-baud cassette and 42-page user's manual . . . \$35.00

Cassette Operating System — EPROM (2708) COS for the Percom CI-812 dual peripheral interfacing PC card . . . \$39.95

If you're programming on a 6800 μ C, you'll want these development and debugging programs written by Ed Smith of the Software Works:

Disassembler/Source Generator — Disassembles SWTP Resident Assembler, TSC Mnemonic Assembler/Text Editor or Smoke Signal Mnemonic Assembler/Text Editor and produces compacted source code suitable for re-editing. Prints or displays full assembly-type output listing. 4K bytes of RAM.
(Order M68SG) . . . \$25.00

Disassembler/Trace — Use to examine (or examine and execute) any area of RAM or ROM. "Software-single-step" through any program, change the contents of CPU or memory location at any time, trace subroutines to any depth. 2.3K bytes of RAM.
(Order M68DT) . . . \$20.00

EPROM Support/Relocator Program — This program relocates a program in any contiguous area of RAM or ROM to anywhere in RAM. Use to assemble and test programs in RAM, adjust programs for EPROM operating addresses and then block move to your EPROM burner address. 952 bytes of RAM. Loads at hex 1000.
(Order M68EP) . . . \$20.00

Relocating Assembler & Linking Loader (M68AS) . . . \$50.00

Relocating Disassembler & Segmented Source Text Generator (M68RS) \$35.00

Americana Plus — 14 tunes for the Newtech Model 68 Music Board in machine language ready to load and run. Cassette compatible with Percom CIS-30+ and SWTP AC-30. Order MC-1SW . . . \$15.95

HARDWARE

Newtech Model 68 Music Board — Produces melodies, rhythms, sound effects, morse code, etc. from your programs. Includes manual with BASIC for writing music scores and assembly language routine to play them. Installs in SWTP I/O slot. Assembled & tested . . . \$59.95

The Percom ELECTRIC WINDOW™ — Memory-resident and programmable, this video display character generator board for your SS-50 bus displays up to 24 80-character lines. Features dual character generators, dual-intensity high-lighting. One programmable register controls scrolling. Compatible with standard video monitors . . . \$249.95

SS-50 Prototype Cards:
Large card (up to 70 40-pin ICs) \$24.95
I/O size card . . . \$14.95

PERCOM

PERCOM DATA COMPANY, INC.

DEPT. B

211 N. KIRBY • GARLAND, TX. 75042

PERCOM™ 'peripherals for personal computing'

To order products or request additional literature, call Percom's toll-free number: 1-800-527-1592. For detail technical information call (214) 272-3421.



Same day shipment. First line parts only. Factory tested. Guaranteed money back. Quality IC's and other components at factory prices.

INTEGRATED CIRCUITS

7400BTL	.17	LM3177K	2.92	CD4015	.86
7400N	.17	LM318	1.35	CD4016	.36
7402N	.17	LM320K-5	2.20	CD4017	.94
7404N	.19	LM320K-8	9.85	CD4018	.94
7409N	.23	LM320K-12	1.35	CD4019	.28
7410N	.17	LM320N-15	3.35	CD4020	1.02
7414N	.63	LM320T-1.5	1.60	CD4021	1.02
7420N	.17	LM320T-8	1.60	CD4022	.86
7422N	1.39	LM320T-12	1.60	CD4023	1.18
7430N	.20	LM320T-15	1.60	CD4024	.75
7442N	.50	LM324N	1.15	CD4025	28.04A-4
7445N	.69	LM339N	1.55	CD4026	1.51
7447N	.60	LM340K-5	1.35	CD4027	.36
7448N	.69	LM340K-8	1.35	CD4028	.79
7450N	.17	LM340K-12	1.35	CD4029	1.02
7474N	.29	LM340K-15	1.35	CD4030	.28
7475N	.49	LM340K-24	1.35	CD4035	1.02
7485N	.68	LM340T-5	1.25	CD4040	1.02
7489N	2.00	LM340T-8	1.25	CD4042	.71
7490N	.43	LM340T-12	1.25	CD4043	.63
7492N	.63	LM340T-15	1.25	CD4044	.43
7493N	.43	LM340T-18	1.25	CD4046	1.67
7495N	.69	LM340T-24	1.25	CD4048	21.825
74100N	.90	LM343A	4.50	CD4050	.36
74107N	.29	LM350	7.50	CD4051	1.13
74121N	.34	LM3510	1.15	CD4052	1.18
74123N	.59	LM377	3.00	CD4056	1.13
74125N	.39	LM379	5.00	CD4058	40
74126N	.69	LM380N	1.00	CD4059	40
74150N	.95	LM381	1.60	CD4070	40
74151N	.69	LM382	1.60	CD4071	.28
74152N	.69	LM383N	1.00	CD4072	40
74157N	.69	LM709N	.28	CD4073	.28
74161N	.87	LM723HN	.50	CD4074	1.75
74162N	1.00	LM733N	.40	CD4075	1.75
74163N	.87	LM741CH	.35	CD4076	.40
74164N	.87	LM741CN	.35	CD4077	.40
74175N	.90	LM747HN	.62	CD4082	.28
74180N	1.15	LM748N	.35	CD4116	.47
74182N	.87	LM748N	.35	CD4128	.47
74193N	.85	LM1304	1.10	CD4507	1.00
74221N	1.55	LM1305	1.27	CD4508	4.25
74222N	1.55	LM1307	1.27	CD4509	4.25
74355N	.66	LM1430	2.75	CD4511	.94
74356N	.66	LM1438	4.47	CD4515	2.52
74358N	.66	LM1480	1.75	CD4516	1.02
74360N	.66	LM1889	3.00	CD4518	1.02
74362N	.25	LM211	1.75	CD4527	1.51
74363N	.25	LM2902	1.50	CD4528	.79
74364N	.25	LM2909	1.50	CD4533	2.50
74365N	.25	LM2909N	1.75	CD4535	2.25
74366N	.25	LM2909N	1.75	CD4536	2.25
74367N	.25	LM2909N	1.75	CD4537	2.25
74368N	.25	LM2909N	1.75	CD4538	2.25
74369N	.25	LM2909N	1.75	CD4539	2.25
74370N	.25	LM2909N	1.75	CD4540	2.25
74371N	.25	LM2909N	1.75	CD4541	2.25
74372N	.25	LM2909N	1.75	CD4542	2.25
74373N	.25	LM2909N	1.75	CD4543	2.25
74374N	.25	LM2909N	1.75	CD4544	2.25
74375N	.25	LM2909N	1.75	CD4545	2.25
74376N	.25	LM2909N	1.75	CD4546	2.25
74377N	.25	LM2909N	1.75	CD4547	2.25
74378N	.25	LM2909N	1.75	CD4548	2.25
74379N	.25	LM2909N	1.75	CD4549	2.25
74380N	.25	LM2909N	1.75	CD4550	2.25
74381N	.25	LM2909N	1.75	CD4551	2.25
74382N	.25	LM2909N	1.75	CD4552	2.25
74383N	.25	LM2909N	1.75	CD4553	2.25
74384N	.25	LM2909N	1.75	CD4554	2.25
74385N	.25	LM2909N	1.75	CD4555	2.25
74386N	.25	LM2909N	1.75	CD4556	2.25
74387N	.25	LM2909N	1.75	CD4557	2.25
74388N	.25	LM2909N	1.75	CD4558	2.25
74389N	.25	LM2909N	1.75	CD4559	2.25
74390N	.25	LM2909N	1.75	CD4560	2.25
74391N	.25	LM2909N	1.75	CD4561	2.25
74392N	.25	LM2909N	1.75	CD4562	2.25
74393N	.25	LM2909N	1.75	CD4563	2.25
74394N	.25	LM2909N	1.75	CD4564	2.25
74395N	.25	LM2909N	1.75	CD4565	2.25
74396N	.25	LM2909N	1.75	CD4566	2.25
74397N	.25	LM2909N	1.75	CD4567	2.25
74398N	.25	LM2909N	1.75	CD4568	2.25
74399N	.25	LM2909N	1.75	CD4569	2.25
74400N	.25	LM2909N	1.75	CD4570	2.25
74401N	.25	LM2909N	1.75	CD4571	2.25
74402N	.25	LM2909N	1.75	CD4572	2.25
74403N	.25	LM2909N	1.75	CD4573	2.25
74404N	.25	LM2909N	1.75	CD4574	2.25
74405N	.25	LM2909N	1.75	CD4575	2.25
74406N	.25	LM2909N	1.75	CD4576	2.25
74407N	.25	LM2909N	1.75	CD4577	2.25
74408N	.25	LM2909N	1.75	CD4578	2.25
74409N	.25	LM2909N	1.75	CD4579	2.25
74410N	.25	LM2909N	1.75	CD4580	2.25
74411N	.25	LM2909N	1.75	CD4581	2.25
74412N	.25	LM2909N	1.75	CD4582	2.25
74413N	.25	LM2909N	1.75	CD4583	2.25
74414N	.25	LM2909N	1.75	CD4584	2.25
74415N	.25	LM2909N	1.75	CD4585	2.25
74416N	.25	LM2909N	1.75	CD4586	2.25
74417N	.25	LM2909N	1.75	CD4587	2.25
74418N	.25	LM2909N	1.75	CD4588	2.25
74419N	.25	LM2909N	1.75	CD4589	2.25
74420N	.25	LM2909N	1.75	CD4590	2.25
74421N	.25	LM2909N	1.75	CD4591	2.25
74422N	.25	LM2909N	1.75	CD4592	2.25
74423N	.25	LM2909N	1.75	CD4593	2.25
74424N	.25	LM2909N	1.75	CD4594	2.25
74425N	.25	LM2909N	1.75	CD4595	2.25
74426N	.25	LM2909N	1.75	CD4596	2.25
74427N	.25	LM2909N	1.75	CD4597	2.25
74428N	.25	LM2909N	1.75	CD4598	2.25
74429N	.25	LM2909N	1.75	CD4599	2.25
74430N	.25	LM2909N	1.75	CD4600	2.25
74431N	.25	LM2909N	1.75	CD4601	2.25
74432N	.25	LM2909N	1.75	CD4602	2.25
74433N	.25	LM2909N	1.75	CD4603	2.25
74434N	.25	LM2909N	1.75	CD4604	2.25
74435N	.25	LM2909N	1.75	CD4605	2.25
74436N	.25	LM2909N	1.75	CD4606	2.25
74437N	.25	LM2909N	1.75	CD4607	2.25
74438N	.25	LM2909N	1.75	CD4608	2.25
74439N	.25	LM2909N	1.75	CD4609	2.25
74440N	.25	LM2909N	1.75	CD4610	2.25
74441N	.25	LM2909N	1.75	CD4611	2.25
74442N	.25	LM2909N	1.75	CD4612	2.25
74443N	.25	LM2909N	1.75	CD4613	2.25
74444N	.25	LM2909N	1.75	CD4614	2.25
74445N	.25	LM2909N	1.75	CD4615	2.25
74446N	.25	LM2909N	1.75	CD4616	2.25
74447N	.25	LM2909N	1.75	CD4617	2.25
74448N	.25	LM2909N	1.75	CD4618	2.25
74449N	.25	LM2909N	1.75	CD4619	2.25
74450N	.25	LM2909N	1.75	CD4620	2.25
74451N	.25	LM2909N	1.75	CD4621	2.25
74452N	.25	LM2909N	1.75	CD4622	2.25
74453N	.25	LM2909N	1.75	CD4623	2.25
74454N	.25	LM2909N	1.75	CD4624	2.25
74455N	.25	LM2909N	1.75	CD4625	2.25
74456N	.25	LM2909N	1.75	CD4626	2.25
74457N	.25	LM2909N	1.75	CD4627	2.25
74458N	.25	LM2909N	1.75	CD4628	2.25
74459N	.25	LM2909N	1.75	CD4629	2.25
74460N	.25	LM2909N	1.75	CD4630	2.25
74461N	.25	LM2909N	1.75	CD4631	2.25
74462N	.25	LM2909N	1.75	CD4632	2.25
74463N	.25	LM2909N	1.75	CD4633	2.25
74464N	.25	LM2909N	1.75	CD4634	2.25
74465N	.25	LM2909N	1.75	CD4635	2.25
74466N	.25	LM2909N	1.75	CD4636	2.25
74467N	.25	LM2909N	1.75	CD4637	2.25
74468N	.25	LM2909N	1.75	CD4638	2.25
74469N	.25	LM2909N	1.75	CD4639	2.25
74470N	.25	LM2909N	1.75	CD4640	2.25
74471N	.25	LM2909N	1.75	CD4641	2.25
74472N	.25	LM2909N	1.75	CD4642	2.25
74473N	.25	LM2909N	1.75	CD4643	2.25
74474N	.25	LM2909N	1.75	CD4644	2.25
74475N	.25	LM2909N	1.75	CD4645	2.25
74476N	.25	LM2909N	1.75	CD4646	2.25
74477N	.25	LM2909N	1.75	CD4647	2.25
74478N	.25	LM2909N	1.75	CD4648	2.25
74479N	.25	LM2909N	1.75	CD4649	2.25
74480N	.25	LM2909N	1.75	CD4650	2.25
74481N	.25	LM2909N	1.75	CD4651	2.25
74482N	.25	LM2909N	1.75	CD4652	2.25
74483N	.25	LM2909N	1.75	CD4653	2.25
74484N	.25	LM2909N	1.75	CD4654	2.25
74485N	.25	LM2909N	1.75	CD4655	2.25
74486N	.25	LM2909N	1.75	CD4656	2.25
74487N	.25	LM2909N	1.75	CD4657	2.25
74488N	.25</				

Visit our new retail location!

Visit our new retail location!


Visit our new retail location!

The EXPANDORAM is available in versions from 16K up to 64K, so for a minimum investment you can have a memory system that will grow with your needs. This is a dynamic memory with the invisible on-board refresh, and IT WORKS!

- Interfaces with Altair, IMSAI, SOL-8, Cromenco, SBC-100, and others.
- Bank Selectable
- Phantom
- Power 8VDC, ± 16VDC, 5 Watts
- Lowest Cost Per Bit
- Uses Popular 4116 RAMS
- PC Board is doubled solder masked and has silk-screen parts layout.

SD EXPANDORAM

The Ultimate S-100 Memory




- Extensive documentation clearly written
- Complete Kit includes all Sockets for 64K
- Memory access time: 375ns, Cycle time: 500ns.
- No wait states required.
- 16K boundaries and Protection via Dip Switches
- Designed to work with Z-80, 8080, 8085 CPU's.

EXPANDO 64 KIT (4116)

16K	\$249
32K	\$324
48K	\$399
64K	\$474

DISC DRIVES



SHUGART SA 400 5 1/4"

110 KB, 35 tracks, SHUGART SA 400 \$295.00

SHUGART SA 400

with attractive metal case with cutouts for Data Cable switch, fuse and power cord. LOBO SA400-C \$325.00

SHUGART SA400

with Cabinet and Power Supply, Assembled, tested & guaranteed. LOBO SA400-PSC \$395.00

SHUGART 801R 8"

6.4 megabits, single or double density, hard or soft sector, write protect, and more

SHUGART 801R \$449.00

Siemens FDD 200-8" double-sided double density \$650.00

DISC CONTROLLER

SD "VERSAFLOPPY" Kit

The Versatile Floppy Disk Controller Only \$159⁰⁰



FEATURES: IBM 3740 Soft Sectorable S-100 BUS Compatible for Z-80 or 8080. Controls up to 4 Drives (single or double sided). Directly controls the following drives:
 1. Shugart SA400/450 Mini Floppy
 2. Shugart SA800/850 Standard Floppy.
 3. PERCOM 70 and 277.
 4. MFE 700/750.
 5. CDC 9404/9406.
 6. GSI/Siemens FDD120-8. 34 Pin Connector for Mini Floppy. 50 Pin Connector for Standard Floppy. Operates with modified CPM operating system and C-Basic Compiler. The new "Versafloppy" from S.D. Computer Products provides complete control for many of the available Floppy Disk Drives, Both Mini and Full Size, FD1771B-1 Single Density Controller Chip. Listings for Control Software are included in price.
 CPM for SD Versafloppy \$100⁰⁰

DUAL SHUGART DISC DRIVES

New from Lobo Drives, a dual Cabinet complete with power supply, and Shugart 801R disc drives.

- Cabinet accepts 2 801R drives mounted side by side horizontally.
- Power Supply for 2 drives
- Ad-on drives available
- Assembled, tested and guaranteed by Lobo Drives.
- Single or double density • Hard or soft sector • Write Protect
- Capacity: Unformatted single density 3.2 megabits double density 6.4 megabits

IBM format, 2 megabits

• 500 KBS transfer, 77 tracks.	
• Shugart 800 Series Compatible	
LOBO 801R-1 Pcs. Dual Cabinet with 1 drive	\$599.00
LOBO 801R-2 Pcs. Dual Cabinet with 2 drives	\$1025.00
SHUGART 801R Ad-on disc drive	\$449.00

CONTINENTAL SPECIALTIES CORPORATION



Logic Probes and Digital Pulsers

LOGIC PROBES
 CSC logic probes are the ultimate tool for breadboard design and testing. These hand-held units provide an instant overview of circuit conditions. Simple to use; just clip power leads to circuit's power supply, set logic function switch to TTL/DTL or CMOS/HTL. Touch probe to test node. Trace logic levels and pulses through digital circuits. Even stretch and latch for easy pulse detection. Instant recognition of high, low or invalid levels, open circuits and nodes. Simple, dual-level detector LEDs tell it quickly, correctly. HI (Logic "1"); LO (Logic "0"). Also incorporates blinking pulse detector, e.g., HI and LO LEDs blink on or off, tracking "1" or "0" states at square wave frequencies up to 1.5 MHz. Pulse LED blinks on for 1/2 second during pulse transition. Choice of three models to meet individual requirements; budget, project and speed of logic circuits.


MODEL LP-1
 Hand-held logic probe provides instant reading of logic levels for TTL, DTL, HTL or CMOS. Input Impedance: 100,000 ohms. Minimum Detectable Pulse: 50 ns. Maximum Input Signal (Frequency): 10 MHz. Pulse Detector (LED): High speed train or single event. Polarity: Memory; Pulse or level transition detected and stored.
 CSC Model LP-1 Logic Probe—Net Each ~~\$44.95~~ \$42.70

MODEL LP-2
 Economy version of Model LP-1. Safer than a voltmeter. More accurate than a scope. Input Impedance: 300,000 ohms. Minimum Detectable Pulse: 300 ns. Maximum Input Signal (Frequency): 1.5 MHz. Pulse Detector (LED): High speed train or single event. Pulse Memory: None.
 CSC Model LP-2 Logic Probe—Net Each ~~\$34.95~~ \$23.70

MODEL LP-3
 High speed logic probe. Captures pulses as short as 10 ns. Input Impedance: 500,000 ohms. Minimum Detectable Pulse: 10 ns. Maximum Input Signal (Frequency): 50 MHz. Pulse Detector (LED): High speed train or single event. Pulse Memory: Pulse or level transition detected and stored.
 CSC Model LP-3 Logic Probe—Net Each ~~\$84.95~~ \$66.45




DIGITAL PULSER
 The ultimate in speed and ease of operation. Simply connect clip leads to positive and negative power, then touch DP-1's probe to a circuit node; automatic polarity sensor detects circuit's high or low condition. Depress the pushbutton and trigger an opposite polarity pulse into the circuit. Fast troubleshooting includes injecting signals at key points in TTL, DTL, CMOS or other popular circuits. Test with single pulse or 100 pulses per second via built-in dual control push-button; button selects single shot or continuous modes. LED indicator monitors operating modes by flashing once for single pulse or continuously for a pulse train. Completely automatic, pencil-size lab/field pulse generator for any family of digital circuits. Output: Tri-state. Polarity: Pulse-sensing auto-polarity. Sync and Source: 100 mA. Pulse Train: 100 pps. LED Indicator: Flashes for single pulse; stays lit for pulse train.
 CSC Model DP-1 Digital Pulser—Net Each ~~\$74.95~~ \$71.20



\$319 KIT
VDB-8024 Video Display Board
 With On-Board Z80 Microprocessor


- Full 80 Characters by 24 lines display
- Characters displayed by High Resolution 7x10 Matrix
- Keyboard Power and Interface
- Composite Video Output
- Separate TTL Level Synchronization and Video Outputs
- 2K Bytes Independent On Board Memory
- On-Board Z80 Microprocessor
- Glitch Free Display
- 96 Upper and Lower Case Characters
- 32 Special Character Set
- 128 Additional user Programmable Characters
- Full Cursor Control
- Forward and Reverse Scrolling Capability
- Operates as an Independent Terminal
- Variable Speed Display Rate
- Blinking, Underlining, Field Reverse, Field Protect and Combinations

SD COMPUTER BOARDS



\$239 KIT
SBC-100 Single Board Computer
 with On-board RAM, PROM, CTC

- Four Channel Counter/Timer
- S-100 Bus Compatible
- No Front Panel Required for Operation
- Optional Vectored Interrupts
- Z80 Central Processing Unit
- 1024 Bytes of Random Access Memory
- 8K Bytes of Available PROM
- Serial Input/Output Port with both Synchronous and Asynchronous Operation
- Parallel Input and Output Ports



\$249
Z80 Starter Kit
 A Complete Microcomputer on a Board

- Z80 Central Processing Unit with 1588 Instructions
- On Board Keyboard and Display
- Kansas City Standard Cassette Interface
- PROM Programmer built on-board
- Expansion provision for two S-100 Connectors
- Wire Wraps area for custom circuitry
- Single 5 Volt Operation when not programming
- 1K Bytes of RAM (Expandable to 2K Bytes)
- 1K Bytes of RAM (Expandable to 2K Bytes)
- 4 Channel Hardware Counter/Timer (Z80-CTC)
- Two Bi-directional 8-bit I/O Ports (Z80-PIO)
- Switch Selectable PROM or Monitor Restart
- 2K Byte Z80 Monitor in ROM
- Memory Examine and Change
- Port Examine and Change
- Z80 CPU Register Examine and Change
- Up to 5 Programmable Breakpoints
- Single Step through RAM or PROM
- Audio Cassette Load and Dump
- Vectored Interrupts provided by Z80-CTC and Z80-PIO
- Ideal for Experimental and Evaluating the Z80 CPU

PRIORITY ONE ELECTRONICS

16723B Roscoe Blvd. Sepulveda, CA 91343

Terms: Visa, MC, BAC, Check, Money Order, C.O.D. U.S. Funds Only. CA residents add 6% sales tax. Minimum order \$10.00. Prepaid U.S. orders less than \$75.00 include 5% shipping and handling, minimum \$2.50. Excess refunded. Just in case... please include your phone no.

Prices subject to change without notice. We will do our best to maintain prices thru Sept. 1979.

phone orders welcome (213) 894-8171, (800) 423-5633


OEM and Institutional inquiries invited.



ORDER TOLL FREE 1-800-423-5633 ORDER TOLL FREE 1-800-423-5633

TRS-80 DISC DRIVE

\$395⁰⁰



Shugart SA400, housed in an attractive metal case, complete with power supply and termination network. All you need to do is connect the drives to your expansion interface.

1410 \$835⁰⁰

- Separate integral 12-key Numeric Pad
- All 128 ASCII Codes
- 64 Displayable Characters
- 24x80 Screen Configuration
- High Resolution using a 5x7 Dot Matrix
- TTY-Style Keyboard Layout
- Cursor Addressing and Sensing
- EIA Interface
- Eight Selectable Transmission Rates up to 9600 Baud
- Microprocessor Based
- Remote Commands
- Attractive Styling for Contemporary Environments

Hazeltine 1400
same as 1410 less numeric pad
\$735⁰⁰

1500 Reg. \$1225 \$1098⁰⁰

- All 128 ASCII Codes
- 94 Displayable Characters Including Lower Case
- 24x80 Screen Configuration
- High-Resolution Characters Using a 7x10 Dot Matrix
- ANSI Standard Keyboard Layout including Numeric Pad
- Cursor Addressing and Sensing
- Dual Intensity
- EIA and 20MA Interface
- Nine Selectable Transmission Rates up to 19.2 KB
- Auxiliary EIA Output
- Remote Editing Commands
- Standard or Reverse Video
- Microprocessor Based

ALL THE FEATURES OF THE "1500" PLUS ...

- Cursor Control Keys
- Protected/Unprotected Data
- Transmit Page, Line or Batches of Information
- Function Keys—up to 127
- Tab/Back Tab/Auto Tab
- Format Mode with Insert and Delete Line Keys
- 31 Remote Commands including "Terminal Status"

1510 Reg. \$1805 \$1175

ALL THE FEATURES OF THE "1510" PLUS ...

- Separate Microprocessor-Controlled Printer Interface which allows:
 - Interfacing of both serial and parallel printers
 - Printer speed independent of communications baud rate
 - Printer control codes to be sent by the CPU and received by the printer without restriction or alteration of the terminal (especially useful for wide carriage applications)
 - Information to be transmitted directly to either the printer or the terminal, or to both
 - Operating Modes/Remote Commands; Remote/Local Print; Printer On-Line with/without Display; Printer Off-Line

1520 Reg. \$1650 \$1495⁰⁰


PRICE DOES NOT INCLUDE SHIPPING

CENTRONICS 779 PRINTERS

- Use with TRS-80
- Parallel interface
- Continuous variable printing density 80-132 characters per line
- 5x7 dot matrix
- Prints on plain paper, sheets, rolls, fan fold
- Form thickness control
- Horizontal and vertical form positioning

779-1 pinch roll friction feed
Reg. \$1250 **\$950⁰⁰**

779-2 tractor feed
Reg. \$1400 **\$1050⁰⁰**



Call for Discount Prices on Other Centronics Printers

Portable Miniscopes for Electronic Professionals on the Go!!! The Standout Oscilloscope development of the decade!!! Now -30MHz, dual trace model. Compare the performance, then compare the price.



1¢ sale Probes 1¢ with purchase of scope

- 30-Megahertz bandwidth • Accuracy 3% full scale. • Internal, line or external trigger. • Batteries and charger/transformer unit included • Graticule: 4x5 divisions, each division 0.25" • Time base: 1 micro sec. to 0.5 sec/div 21 settings • Vertical Gain: 0.01 to 50 Volts/div. 12 settings • Size 2.9"H x 6.4"W x 8.5"D. 3.5 lbs. • TEST MOST DIGITAL LOGIC CIRCUITS INCLUDING MICROPROCESSORS •

- 41-141** Deluxe 10tol probe with 4 interchangeable tips **\$27.00**
- 41-37** Deluxe 10tol/1tol probe with 4 interchangeable tips **\$38.50**
- 41-180** leather carrying case **\$45.00**
- MS-15** Single trace 15 MHz **\$318.00**
- MS-215** Dual trace 15 MHz **\$435.00**

3M Scotch® Brand DISKETTES

Part #	Sides/Density	Sectoring	Price Box of 10
		8"	
740-OP	1/single	Soft-IBM	\$39.95
740/2-OP	2/single	Soft-IBM	\$75.00
740-32P	1/single	32-Shugart 801	\$39.95
740/2-32P	2/single	32-Shugart 801	\$75.00
741-O	1/double	Soft-Shugart DbI	\$59.00
		5"	
744-OK	1/single	Soft-Shugart SA400 (TRS-80)	\$51.00*
744-10K	1/single	Soft/10 SA400	\$51.00*
744-16K	1/single	Soft/16 Micropolis	\$51.00*

*Price includes Kas-ette/10 Storage Box a \$5.00 Value
"DON'T SETTLE FOR ANYTHING LESS THAN SCOTCH"

ACOUSTIC MODEM NOVATION CAT

- 0-300 Baud
- Bell 103
- Answer, Originate

Reg. \$198.00
Sale \$189.00



CONTINENTAL SPECIALTIES CORPORATION



100 MHz 8-Digit Counter



- 200 Hz-100 MHz Range
- 6" LED Display
- Crystal-controlled timebase
- Fully Automatic
- Portable - completely self contained
- Size - 1.75" x 7.38" x 5.63"
- Four power sources, i.e. batteries. 110 or 220V with charger 12V with auto lighter adapter and external 7.2-10V power supply.

\$134.95 Sale \$120.00

ACCESSORIES FOR MAX 100:
Mobile Charter Eliminator use power from car battery Model 100-CLA **\$39.95**
Charger/Eliminator use 110 VAC Model 100 - CAI **\$9.95**

CONTINENTAL SPECIALTIES CORPORATION




SALE

REG. ~~\$59.95~~

LOGIC MONITOR 1

Trace signals through all types of digital circuits. Unit clips over any DIP IC up to 16 pins. Each of its 16 contacts connects to a single-bit level detector that drives a high-intensity, numbered LED readout activated when the applied voltage exceeds a fixed 2 V threshold. Logic "1" turns LED on; logic "0" keeps LED off. A power-seeking gate network automatically locates supply leads and feeds them to the LM-1's internal circuitry. Saves minutes, even hours in design, troubleshooting, debugging of equipment. **Voltage Threshold: 2 V ± 0.2 V. Input Impedance: 100,000 ohms. Input Voltage Range: 4-15 V max. across any two or more inputs. Current Drain: 200 mA at 10 V. Size: 4" l. x 2" w. x 1.75" d. when open. Weight: 3 ozs.**
CSC Model LM-1 Logic Monitor—Complete.
Sale Price **\$54.95**



PRIORITY ONE ELECTRONICS®

16723B Roscoe Blvd. Sepulveda, CA 91343

Terms: Visa, MC, BAC, Check, Money Order, C.O.D. U.S. Funds Only. CA residents add 6% sales tax. Minimum order \$10.00. Prepaid U.S. orders less than \$75.00 include 5% shipping and handling, minimum \$2.50. Excess refunded. Just in case... please include your phone no.

Prices subject to change without notice.
We will do our best to maintain prices thru Sept. 1979. **OEM and Institutional inquiries invited.**
phone orders welcome (213) 894-8171, (800) 423-5633

HICKOK LX303

\$74.95*



1.5%, 3 1/2 digit 19 Range DVM. 1/2" LCD displays runs 200 hrs on 1 battery. 10 Meg Ohm Input. 1 yr. guarantee, made in U.S.A., test leads included.

- Available Accessories**
- RC-3 115V AC Adapter \$7.50
 - CC-3 Deluxe Padded Vinyl Carrying Case \$7.50
 - VP-10 X10 DCV Probe Adapter/ Protector 10KV \$14.95
 - VP-40 40KV DC Probe \$35.00
 - CS-1 10 Amp Current Shunt \$14.95

***FREE**

Just for Asking. **FREE BATTERY** with your meter.

RS232 & "D" TYPE CONNECTORS

P = Plug-Male S = Socket-Female C = Cover-Hood

PART NO.	DESCRIPTION	1-4	5-9	10-24
DE-9P	9 Pin Male	1.50	1.30	1.20
DE-9S	9 Pin Female	2.15	2.05	1.95
DE-9C	9 Pin Cover	1.50	1.30	1.15
DA15P	15 Pin Male	2.20	2.00	1.80
DA15S	15 Pin Female	3.20	3.00	2.80
DA15C	15 Pin Cover	1.80	1.45	1.30
DB25P	25 Pin Male	4.95	4.75	4.50
DB25S	25 Pin Female	3.75	3.65	3.40
DB51212-1	1 pc. Gray Hood	1.65	1.40	1.20
DB1226-1A	2 pc. Black Hood	1.90	1.80	1.50
DB110963-3	2 pc. Gray Hood	1.80	1.55	1.45
DC37P	37 Pin Male	3.95	3.80	3.60
DC37S	37 Pin Female	5.75	5.50	5.20
DC37C	37 Pin Cover	2.20	1.95	1.75
DD50P	50 Pin Male	4.95	4.75	4.50
DD50S	50 Pin Female	7.50	7.20	6.90
DD50C	50 Pin Cover	2.50	2.20	2.10
D20418-S	Hardware Set (2 pair)	1.00	.80	.70

Connector for CENTRONICS 700 SERIES: Amphenol 57-30360 for back of Centronics 700 Series printers 1-4-\$9.00 5-up-\$7.50

SALE S-100 BUS EDGE CONNECTORS SALE

Part No.	Description	1-4	5-9	10-24
\$100-WW	50/100 Cont. 125 ctrs. 3 LEVEL WIRE WRAP. 140 posts on 250 spaced rows. GOLD PLATED	\$4.00	\$3.75	\$3.50
\$100-STO	50/100 Cont. 125 ctrs. DIP SOLDER TAIL on 250 spaced rows for VECTOR, IMSAI, CROMEMCO motherboards GOLD plated.	\$3.50	\$3.25	\$3.00
\$100ALT	50/100 Cont. 125 ctrs. DIP SOLDER TAIL on 140 spaced rows for ALTAIR motherboards GOLD plated.	\$4.50	\$4.25	\$4.00
\$100SE	50/100 Cont. 125 ctrs. PIERCED SOLDER EYELET TAILS GOLD	1-4	5-9	10-24
		\$5.00	\$4.50	\$4.20

Other Popular Edge Connectors

Part No.	Description	1-4	5-9	10-24
D2244-SSE	22/44 Cont. 156 ctrs. PIERCED SOLDER EYELET TAILS GOLD PLATED.	\$3.00	\$2.60	\$2.20
D2244-5WW	22/44 Cont. 156 ctrs. WIRE WRAP TAIL. GOLD	1-4	5-9	10-24
		\$3.95	\$3.70	\$3.40

CG-1 IMSAI Style Card Guides 5/1 \$1.00


See our July Ad for many other connectors.

3 LEVEL GOLD WIRE WRAP SOCKETS

Sockets purchased in multiples of 50 per type may be combined for best price.

	1-9	10-24	25-99	100-249	250-999
8 pin	.40	.36	.34	.31	.27
14 pin	.39	.38	.36	.32	.31
16 pin	.50	.42	.40	.36	.34
18 pin	.70	.60	.55	.50	.45
20 pin	.90	.80	.75	.65	.62
22 pin	.95	.85	.80	.70	.65
24 pin	.95	.85	.80	.70	.65
28 pin	1.25	1.15	1.00	.95	.90
40 pin	1.65	1.45	1.35	1.20	1.10

All sockets are GOLD 3 level closed entry. 2 level Tail, Low Profile, Tin Sockets and Dip Plugs available. CALL FOR QUOTATION.



Vector APPLE PLUGBOARD

Vector 4609 Peripheral Interface Plugboard for construction of custom circuits. Plug compatible with Apple II, Commodore PET and Super Kim microcomputers. Three connectors, in addition to the standard 25/50 system bus, are available for input/output. A 20/40-contact card-edge connector, fabricated on the rear of the board, mates with a 3-M type ribbon connector. Alternatively, a right-angle solder-tail header may be positioned in this same location. The Model 4609 also accommodates the miniature SIP-type connectors which may be placed on the periphery or in mid-board.

	1-4	5-9	10-24
	\$19.95	\$17.96	\$15.96

HICKOK LX303 \$74.95

HICKOK LX303 \$74.95

8803 MOTHER BOARD FOR \$100 BUS MICRO-COMPUTERS

- * Kit includes 12 tantalum capacitors for +5, +12, -12 buses and insulator mounting spacers.
- * Wiring side shown. Component side bare epoxy glass with white markings for component locations.
- * G10 epoxy glass board with 2 ounce copper, solder plated and .036 diameter holes for leads.
- * Solder mask with solder windows on etched circuits to avoid accidental short circuits.
- * Mounts 11 receptacles with 100 contacts (2 rows) on 125 centers with 250 row spacing. Vector part number 8811-2; or mounts 10 receptacles plus interconnections to smaller mother board for expansion.
- * Includes etched circuits and instructions for options of active pull-up or floating terminations.
- * Large buses +5V and GND (10 AMPS), ±12V or 16V (7 AMPS). Current ratings are per MIL-STD-275 with 100% rise.
- * Fits in Vector-pak enclosures.
- * Fits in IMSAI 8080 microcomputer as expander board.

Price: \$29.50

Vector Plugboards

8800V
Universal Microcomputer/processor plugboard, use with S-100 bus. Complete with heat sink and hardware. 5.3" x 10" x 1/16"

1-4	5-9	10-24
\$19.95	\$17.95	\$15.96

Same as 8800V except plain. less power buses & heat sink

1-4	5-9	10-24
\$15.22	\$13.79	\$12.18

3682 9.6" x 4.5"
\$10.97

3682-2 6.5" x 4.5"
\$9.81

Hi-Density Dual-In-Line Plugboard for Wire Wrap with Power & Grd. Bus Epoxy Glass 1/16" 44 pin con. spaced .156

3677 9.6" x 4.5"
\$10.90

3677-2 6.5" x 4.5"
\$9.74

Gen. Purpose D.I.P. Boards with Bus Pattern for Solder or Wire Wrap. Epoxy Glass 1/16" 44 pin con. spaced .156

3662 6.5" x 4.5"
\$7.65

3662-2 9.6" x 4.5"
\$11.45

P pattern plugboards for IC's Epoxy Glass 1/16" 44 pin con. spaced .156

CARD EXTENDER
Card Extender has 100 contacts 50 per side on .125 centers-Attached connector-is compatible with S-100 Bus Systems. \$25.83 3690 6.5" 22/44 pin .156 ctrs. Extenders \$13.17

1/16 Vector BOARD
.042 dia holes on 0.1 spacing for IC's

Phenolic	Part No.	Size	1-9	10-19
	64P44XXX	4.5x6.5"	\$1.56	\$1.40
	169P44XXX	4.5x17"	\$3.69	\$3.32

Epoxy Glass	Part No.	Size	1-9	10-19
	64P44	4.5x6.5"	\$1.79	\$1.61
	84P44	4.5x8.5"	\$2.21	\$1.99
	169P44	4.5x17"	\$4.52	\$4.07
	169P84	8.5x17"	\$8.03	\$7.23

TRS-80/APPLE MEMORY EXPANSION KITS

4116's RAMS
from Leading Manufacturers
(16Kx1 200ns)

8 for \$75.00

Add \$3.00 for programming Jumpers for TRS-80 Keyboard

IC SOCKET SALE

14 pin Low Profile 10/\$2.10 100/\$14.00

16 pin Low Profile 10/\$2.20 100/\$16.00

24 pin Low Profile 3/\$1.00 40/\$10.00

40 pin Solder Tail 3/\$1.00 40/\$10.00

24 pin Dip Plug with cover 3/\$1.00 40/\$10.00

14 & 16 PIN GOLD 3 LEVEL WIRE WRAP SOCKES

14 - G3 100 for \$33.00

16 - G3 100 for \$33.00

50 of each for \$35.00

PANA VISE

LOW-PROFILE BASE PRICE: \$13.49

STANDARD BASE PRICE: \$13.49

VACUUM BASE PRICE: \$13.49

STANDARD VISE HEAD PRICE: \$14.49

HORIZONTAL JAW VISE HEAD PRICE: \$14.49

VISE HEAD WITH 1/8" and 3/16" LOCK SCREW BASE PRICE: \$14.49

WIDE OPENING VISE HEAD PRICE: \$14.49

PANA VISE TILTS, TURNS, AND ROTATES TO ANY POSITION. IT HOLDS YOUR WORK EXACTLY WHERE YOU WANT IT.

MEMORY MEMORY

2102LIPC Low Power 450ns in lots of 25 \$1.10

2102AL-2 Low Power 250ns in lots of 25 \$1.25

2114-3L 1Kx4 300 ns Low Power 8/\$50.00

5257-3L 4Kx1 300ns Low Power 8/\$50.00

2708 8K 450ns EPROM \$9.00

2716 16K 5 Volt Only EPROM \$45.00

ORDER TOLL FREE

1-800-423-5633

except CA, AK, HI, Call (213) 894-8171

Vector WRAP POST
for .042 dia. holes (all boards on this page)

T44C pkg. 100 . . . \$ 2.34

T44IM pkg. 1000 . . . \$14.35

A-13 hand installing tool . . . \$ 2.94

PRIORITY ONE ELECTRONICS

16723B Roscoe Blvd. Sepulveda, CA 91343

Terms: Visa, MC, BAC, Check, Money Order, C.O.D. U.S. Funds Only. CA residents add 6% sales tax. Minimum order \$10.00. Prepaid U.S. orders less than \$75.00 include 5% shipping and handling, minimum \$2.50. Excess refunded. Just in case . . . please include your phone no.


Prices subject to change without notice.

We will do our best to maintain prices thru Sept. 1979.

phone orders welcome (213) 894-8171, (800) 423-5633

OEM and Institutional inquiries invited.

& Smart Foxy



Venus 2001 Video Board

Assembled & Tested
\$259.95 • Complete
Unit with 4K Memory
and Video Driver on
Eprom assembled
and tested \$339.95

kit \$199⁹⁵

- OPTIONAL: • Sockets \$10.00
• 2K Memory \$30.00
• 4K Memory \$60.00
• Video Driver Eprom \$20.00

• S-100 plug-in • Parallel keyboard port

On board 4K Screen Memory (Optional). On board Eprom (Optional) for Video Driver or Text Editor Software.

Up and down scrolling through video memory

Reverse Video, Blinking Characters.

Display: 128 ASC11 Characters 64 X 32 or 32 X 16 Screen format (Jumper Selectable). 7 by 11 Dot Matrix Characters.

American or European TV Compatible
(CRT Controls Programable) Dealer Inquiries Invited

32-K Static RAM \$499. KIT

- S-100 Plug-In • Kit includes P.C. board, all parts and assembly manual • Uses 2114L, 450 nS.

I.C. sockets - \$20.00
P.C. BOARD BY S-100 CO.

16-K Static RAM \$249. KIT

- S-100 Plug-In Kit includes P.C. board, all parts and assembly manual. Uses 2114L 450 nS.

Sockets - \$10.00
Add \$40.00 for 300 nS (4MHz) RAMS
P.C. BOARD BY WAMECO


Z-80 CPU \$125. KIT

- S-100 Plug-In Kit includes P.C. boards, all parts and assembly manual.

FEATURES: 2MHz operation • S-100 plug-in
• Power-on jump • On board provision for 2708 (optional at \$12.95).

P.C. BOARD BY ITHACA AUDIO

ASCII Keyboard Kit \$79.95



Assembled and Tested \$95.95

- Single +5V Supply • Full ASCII Set (Upper and Lower Case) • Parallel Output • Positive and Negative Strobe • 2 Key Rollover • 3 User Definable Keys • P.C. Board Size: 17-3/16" X 5" • Control Characters Molded on Key Caps • Optional Provision For Serial Output
- OPTIONAL: Metal Enclosure \$27.50 • Edge Con. \$2.00 • Sockets \$4.00 • Upper Case Lock Switch \$2.50 • Shift Register (For Serial Output) \$2.00

Dealer Inquiries Invited

Apple II I/O Board Kit

Plugs into Slot of Mother Board

- 1 8 Bit Parallel Output Port (Expands to 3 Ports) • 1 Input Port • 15mA Output Current Sink or Source • Can be used for peripheral equipment such as printers, floppy discs, cassettes, paper tapes, etc. • 1 free software listing for SWTP PR40 or IBM selectric.

PRICE: 1 Input and 1 Output Port \$49.00
1 Input and 3 Output Ports \$64.00
Dealer Inquiries Invited

new! A DREAM COME TRUE!

Introducing: **30 MHZ**
DUAL TRACE
PORTABLE
SCOPE
for an \$555.
amazing



MODEL
MS 230

- Dual trace 2-channel; separate, chopped or alternate modes. • 30 megahertz bandwidth. • External and internal trigger.
- Time base - 0.05, Microseconds to 0.2 SEC/div 21 settings • Battery or line operation.
- Line synchronization mode.
- Power consumption less than 50W. • Vertical gain - 0.1 to 50 volts/div- 12 settings. • Size: 2.9" H 6.4" W 8.5" D. • Weighs only 3.5 lbs. with batteries.
- Complete with input cable and rechargeable batteries and charger unit.

OPTIONAL: Leather case \$45.00 • 10:1 probe \$27.00 (2 for \$49.00)

MS-215
15 MHz **Dual Trace Portable Scope** \$399.

MS-15 15 MHz **Single Trace Scope** \$299.

SHIPPING \$3.50 / California residents add 6% sales tax

ELECTRONICS WAREHOUSE Inc.

15820 Hawthorne Boulevard
Lawndale, CA 90260
(213) 370-5551



FREE! UP TO \$170 IN MERCHANDISE WITH THE PURCHASE OF ONE OF THE FOLLOWING PET-CBM ITEMS!!



ASK ABOUT EDUCATIONAL DISCOUNTS ON PET

- IEEE - RS232 Printer Adaptor for PET \$ 79.50
- BETSI PET to S-100 Interface & Motherboard \$119.00
- PET Connectors- Parallel or IEEE \$ 2.25
- Cassette Port \$ 1.60
- Personal Information Management System— \$ 8.90
 - Add \$3 for PET program cassette
- Protect-A-Pet dust cover \$ 9.50
- MICROCHESS for PET (Peter Jennings) \$ 17.90
- PET 4 Voice Music Board (MTUK-1002-2) \$ 49.00
- Music Software (K-1002-3C) for PET \$ 19.00
- CmC Word Processor program for PET \$ 25.00
- Bridge Challenger program for PET \$ 13.50
- Adventure 1 for 24K PET \$ 7.95
- Tunnel Vision/Kat & Mouse-maze \$ 7.95
- Graphics Utility Package for PET \$ 13.50
- Stimulating Simulations-Book & PET tape \$ 13.50
- Kite Fight - 2 player action game \$ 7.95
- Write for PET Software List
- Auto-Repeat Hardware for PET \$ 24.50
- Word Processor for PET — Machine Language version. Auto scroll, insert, delete, form letter append, etc. \$ 24.00
- 8K Version \$ 24.00 16K or 32K with disk \$ 95.00

* Amount of Free Merchandise with Purchase of PET-CBM Item.

PET SPECIALS

PET 16N 16K full size graphics keyboard	\$ 995	FREE*	\$130
PET 16B 16K full size business keyboard	\$ 995	FREE*	\$130
PET 32N 32K full size graphics keyboard	\$1295	FREE*	\$170
PET 32B 32K full size business keyboard	\$1295	FREE*	\$170
PET 16S 16K small keyboard, integral cassette	\$ 995	FREE*	\$130
PET 32S 32K small keyboard, integral cassette	\$1295	FREE*	\$170
PET 8K 8K small keyboard, integral cassette	\$ 795	FREE*	\$100
PET 2040 Dual Disk Drive — 343,000 bytes	\$1295	FREE*	\$170
PET 2040A Single Disk Drive — 171,000 bytes	\$ 895	FREE*	\$115
PET 2022 Tractor Feed Printer	\$ 995	FREE*	\$130
PET 2023 Pressure Feed Printer	\$ 849	FREE*	\$110
PET C2N External Cassette Deck	\$ 95	FREE*	\$ 12

WRITE FOR 6502 AND S-100 PRODUCT LIST

FREE!

UP TO \$170 IN MERCHANDISE



Minimum Order \$10.00

KIM-1 \$159 (Add \$30 for Power Supply)	SYM-1	\$222
BAS-1 Microsoft ROM Basic for SYM		\$ 85
Memory Plus		\$199
SEA-16 New 16K Static RAM		\$325
Seawell Motherboard-4K RAM space		\$ 99
KTM-2 Synertek Keyboard and Video Interface with Graphics Capability		\$290
RAM 16 4MHz 16K Static S-100		\$270
2114 L 450ns 4K Static RAM		\$6.95
2716 EPROM (5 Volt)		\$ 45
6550 RAM (for PET 8K)		\$13.90
6502 Microprocessor Chip		\$ 9.95
6522 VIA		\$9.75
6520 PIA		\$10.50

BOOKS

Programming the 6502 (Zaks)	\$ 9.90
6502 Applications Book (Zaks)	\$11.90
6500 Programming Manual (MOS)	\$ 6.50
Programming a Microcomputer:6502 Basic for Home Computers	\$ 8.90
	\$ 5.90

3M "Scotch" 8" disks	10/\$31
3M "Scotch" 5" diskettes	10/\$35
Verbatim 5" diskettes	10/\$27

SALE

(Write for quantity prices)

Cassettes (all tapes guaranteed)

Premium quality, high output lownoise in 5 screw housing with labels:

C-10	10/5.95	50/25.00	100/48.00
C-30	10/7.00	50/30.00	100/57.00

A B Computers

115-A E. Stump Road
Montgomeryville, PA 18936
(215) 699-8386

WAMECO

**THE COMPLETE PC BOARD HOUSE
EVERYTHING FOR THE S-100 BUSS**

- * **FPB-1** FRONT PANEL BOARD
 - Hex Displays, IMSAI Replaceable\$54.95
- * **FDC-1** FLOPPY DISC CONTROLLER BOARD
 - Controls up to 8 Discs\$45.00
- * **MEM-1A** 8K BYTE 2102 RAM Board\$31.95
- * **MEM-2** 16K BYTE 2114 RAM Board\$31.95
- * **CPU-1** 8080A CPU Board
 - With Vector Interrupt\$31.95
- * **EPM-1** 4K BYTE 1702A EPROM\$29.95
- * **EPM-2** 16K or 32K BYTE EPROM
 - 2708 or 2176 interchangeable\$30.00
- * **QMB-9** 9 SLOT MOTHER BOARD
 - Terminated\$35.00
- * **QMB-12** 12 SLOT MOTHER BOARD
 - Terminated\$40.00
- * **RTC** REALTIME CLOCK
 - Programmable Interrupts\$27.95

FUTURE PRODUCTS: 80 CHARACTER VIDEO BOARD, IO BOARD WITH CASSETTE INTERFACE.

DEALER INQUIRIES INVITED, UNIVERSITY DISCOUNTS AVAILABLE AT YOUR LOCAL DEALER



WAMECO INC, 111 GLENN WAY #8, BELMONT, CA 94002 (415) 592-6141

10% OFF 20% OFF

YOUR OWN TRS-80 SYSTEM AT TREMENDOUS SAVINGS

1 TRS-80 Complete System

Includes: CPU/Keyboard, Power Supply, Video Monitor, Cassette Recorder, Manual, and Game Cassette.

2 Line Printer

3 Mini Disk System

4 C-10 Cassettes

5 Verbatim Diskettes



DISK DRIVES NOW IN STOCK!

ITEM	REG. PRICE	OUR PRICE
TRS-80 Complete System		
Level II - 4K RAM	\$ 698.00	\$ 557.10
TRS-80 Complete System		
Level II 16 K RAM	\$ 988.00	\$ 784.10
Expansion Interface	\$ 299.00	\$ 269.10
Pertec FD200 Mini Disk Drive	\$ 495.00	\$ 385.00
Centronics 779 Printer	\$1599.00	\$1175.00
Centronics 101 Printer	\$1595.00	\$1400.00
Anadex DP-8000 Printer	\$1295.00	\$ 995.00
Centronics P1 Printer	\$ 534.00	\$ 445.00
Trendata 1000	\$1495.00	\$1295.00
Memory Kit-(16K)	\$ 199.00	\$ 98.00
*FREE INSTALLATION		
Verbatim Diskettes ea.	\$ 5.95	\$ 4.95
3	\$ 17.89	\$ 12.00
10	\$ 59.00	\$ 37.00
Maxell Diskettes ea.	\$ 10.00	\$ 7.50
3	\$ 30.00	\$ 21.00
10	\$ 100.00	\$ 60.00
C-10 Cassettes	\$ 4.95	\$ 4.50
5	\$ 24.75	\$ 18.75
25	\$ 29.95	\$ 23.95
C-30 Cassettes		
12	\$ 35.00	\$ 29.95
Paper (9 1/2" x 11" fanfold, 3500 sheets)		
Model	List Price	Our Price
Level II—4K	\$698.00	\$628.20
Level II—16K	\$988.00	\$889.20
Expansion Interface	\$299.00	\$269.10

Centronics 730

Same as Line Printer II

Special 1st 25 units sold

\$ 850 Reg. \$ 895

Anadex 9500

Similar to Line Printer III

\$1,295 Reg. \$1,999

* All printers include cables

There are new developments every day—write or call for the latest information.

Outlet Hours: Mon.-Fri.; 9 am.—7 pm.
Sat. 12—5 pm.

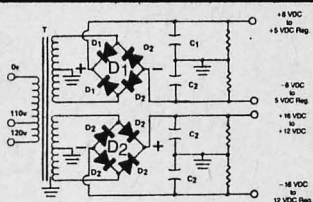
VR Data corp.
777 Henderson Boulevard N-6
Folcroft Industrial Park
Folcroft PA 19032
(215) 461-5300



TOLL FREE

1-(800) 345-8102 *Orders only!


FOREIGN and DOMESTIC DISTRIBUTORSHIPS AVAILABLE . . .



BUILD YOUR OWN LOW COST

MICRO-COMPUTER POWER SUPPLIES

FOR S-100 BUS, FLOPPY DISCS, ETC.



POWER TRANSFORMERS (WITH MOUNTING BRACKETS)

ITEM NO.	USED IN KIT NO.	PRI. WINDING TAPS	SECONDARY WINDING OUTPUTS			SIZE W x D x H	UNIT PRICE
			2x8 Vac	2x14 Vac	2x24 Vac		
T ₁	1	0V, 110V, 120V	2x9A	2x2.5A	—	3 3/4" x 3 5/8" x 3 1/8"	19.95
T ₂	2	0V, 110V, 120V	2x12.5A	2x3.5A	—	3 3/4" x 4 3/8" x 3 1/8"	25.95
T ₃	3	0V, 110V, 120V	2x9A	2x2.5A	2x2.5A	3 3/4" x 4 3/8" x 3 1/8"	27.95
T ₄	4	0V, 110V, 120V	2x4.5A	—	2x4.5A	3 3/4" x 3 5/8" x 3 1/8"	19.95

POWER SUPPLY KITS (OPEN FRAME WITH BASE PLATE, 3 HRS. ASSY. TIME)

ITEM	USED FOR	@+8 Vdc	@-8 Vdc	@+16 Vdc	@-16 Vdc	@+28 Vdc	SIZE WxDxH	UNIT PRICE
KIT 1	18 CARDS SOURCE	18A	—	2.5A	2.5A	—	12" x 6" x 4 7/8"	46.95
KIT 2	SYSTEM SOURCE	25A	—	3A	3A	—	12" x 6" x 4 7/8"	54.95
KIT 3	DISC SYSTEM	18A	1A	2A	2A	4A	14" x 6" x 4 7/8"	62.95
KIT 4	DISC SOURCE	8A	1A	—	—	8A	10" x 6" x 4 7/8"	44.95

EACH KIT INCLUDES: TRANSFORMER, CAPACITORS, RESIS., BRIDGE RECTIFIERS, FUSE & HOLDER, TERMINAL BLOCK, BASE PLATE, MOUNTING PARTS AND INSTRUCTIONS.

REGULATED POWER SUPPLY "R2" ASSY. & TESTED, OPEN FRAME, SIZE: 9" (W) x 5" (D) x 5" (H) \$69.95

SPECS: +5V +1%, @ 5A, +24V, +1%, @ 5A. OVERCURRENT PROTECTION AND +5% ADJ. FOR BOTH VOLTAGES.

REMARK: IDEAL FOR ROCKWELL AIM-65 MICROCOMPUTER. ALSO -5V, @ 1A OPTIONAL, \$5.00 ADDITIONAL.

SHIPPING FOR EACH TRANSFORMER: \$4.75. FOR EACH POWER SUPPLY: \$5.00 IN CALIF. \$7.00 IN OTHER STATES. CALIF. RESIDENTS ADD 6% SALES TAX. OEM WELCOME.

SUNNY INTERNATIONAL

(TRANSFORMERS MANUFACTURER)

Telephone: (213) 633-8327

STORE:

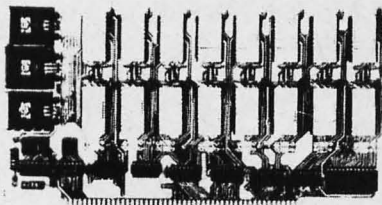
7245 E. ALONDRA BLVD.
PARAMOUNT, CA 90723

STORE HOURS: 9 AM-6 PM



MAIL ORDER:
P.O. BOX 4296
TORRANCE, CA 90510

16K EPROM CARD-S 100 BUSS



\$59.95
KIT

OUR
BEST
SELLING
KIT!


USES 2708's!

Thousands of personal and business systems around the world use this board with complete satisfaction. Puts 16K of software on line at **ALL TIMES!** Kit features a top quality soldermasked and silk-screened PC board and first run parts and sockets. All parts (except 2708's) are included. Any number of EPROM locations may be disabled to avoid any memory conflicts. Fully buffered and has WAIT STATE capabilities.

OUR 450NS 2708'S
ARE \$8.95 EA. WITH
PURCHASE OF KIT

ASSEMBLED
AND FULLY TESTED
ADD \$25

8K LOW POWER RAM KIT-S 100 BUSS 250 NS SALE!



ADD \$5
FOR
250NS!

\$129 KIT

(450 NS RAMS!)

Thousands of computer systems rely on this rugged, work horse, RAM board. Designed for error-free, NO HASSLE, systems use.

KIT FEATURES:

1. Doubled sided PC Board with solder mask and silk screen layout. Gold plated contact fingers.
2. All sockets included.
3. Fully buffered on all address and data lines.
4. Phantom is jumper selectable to pin 67.
5. FOUR 7805 regulators are provided on card.

Blank PC Board w/Documentation
\$29.95
Low Profile Socket Set...**13.50**
Support IC's (TTL & Regulators)
\$9.75
Bypass CAP's (Disc & Tantalums)
\$4.50


ASSEMBLED AND FULLY
BURNED IN ADD \$30

16K STATIC RAM KIT-S 100 BUSS

\$279 KIT

PRICE CUT!

FULLY
STATIC, AT
DYNAMIC PRICES



WHY THE 2114 RAM CHIP?

We feel the 2114 will be the next industry standard RAM chip (like the 2102 was). This means price, availability, and quality will all be good! Next, the 2114 is FULLY STATIC! We feel this is the **ONLY** way to go on the S-100 Buss! We've all heard the HORROR stories about some Dynamic Ram boards having trouble with DMA and FLOPPY DISC DRIVES. Who needs these kinds of problems? And finally, even among other 4K Static RAM's the 2114 stands out! Not all 4K static Rams are created equal! Some of the other 4K's have clocked chip enable lines and various timing windows just as critical as Dynamic RAM's. Some of our competitor's 16K boards use these "tricky" devices. But not us! The 2114 is the **ONLY** logical choice for a trouble-free, straightforward design.

KIT FEATURES:

1. Addressable as four separate 4K Blocks.
2. ON BOARD SELECTABLE WAIT STATES. (Cromemco Standard!). Allows up to 512K on line!
3. Uses 2114 (450NS) 4K Static Rams.
4. ON BOARD SELECTABLE WAIT STATES.
5. Double sided PC Board, with solder mask and silk screened layout. Gold plated contact fingers.
6. All address and data lines fully buffered.
7. Kit includes ALL parts and sockets.
8. PHANTOM is jumpered to PIN 67.
9. LOW POWER: under 2 amps TYPICAL from the +8 Volt Buss.
10. Blank PC Board can be populated as any multiple of 4K.

BLANK PC BOARD W/DATA—\$33


LOW PROFILE SOCKET SET—\$12
SUPPORT IC'S & CAPS—\$19.95

ASSEMBLED & TESTED—ADD \$30
2114 RAM'S—8 FOR \$69.95

16K STATIC RAM SS-50 BUSS

\$295 KIT

FULLY STATIC
AT DYNAMIC PRICES



KIT FEATURES:

1. Addressable on 16K Boundaries
2. Uses 2114 Static Ram
3. Runs at Full Speed
4. Double sided PC Board. Solder mask and silk screened layout. Gold fingers.
5. All Parts and Sockets included
6. Low Power: Under 2 Amps Typical

FOR SWTPC
6800 BUSS!

ASSEMBLED AND
TESTED - \$30

BLANK PC BOARD—\$33

COMPLETE SOCKET SET—\$12
SUPPORT IC'S AND CAPS—\$19.95

NEW! G.I. COMPUTER SOUND CHIP

AY3-8910. As featured in July, 1979 BYTE! A fantastically powerful Sound & Music Generator. Perfect for use with any 8 Bit Microprocessor. Contains: 3 Tone Channel, Noise Generator, 3 Channels of Amplitude Control, 16 Bit Envelope Period Control, 2-8 Bit Parallel I/O. 3 D to A Converters, plus much more! All in one 40 Pin DIP. Super easy to interface to the S-100 or other busses.

SPECIAL OFFER: \$14.95 each Add \$3 for 64 page Data Manual.
Initial stock very limited: FIRST COME FIRST SERVED!

Z-80 PROGRAMMING MANUAL

By MOSTEK, or ZILOG. The most detailed explanation ever on the working of the Z-80 CPU CHIPS. At least one full page on each of the 158 Z-80 instructions. A MUST reference manual for any user of the Z-80. 300 pages. Just off the press.

\$12.95

PROC. TECH. QUILTS THE MICROPROCESSOR BUSINESS!

FACTORY CLOSE OUT - SPECIAL PURCHASE!

#16KRA

16K S-100 Dynamic Ram Board - \$149.⁹⁵

ORIGINALLY PRICED AT \$429 each!

We purchased the remaining inventory of PT's popular 16K Ram Board when they recently closed their plant. Don't miss the boat! These are brand new, fully tested, ASSEMBLED and ready to go. All are sold with our standard 90 day limited warranty!!

72 Page Full Manual, Included Free!

NOT ASSOCIATED WITH DIGITAL RESEARCH OF CALIFORNIA. THE SUPPLIERS OF CPM SOFTWARE.

Digital Research: Computers
(OF TEXAS)

P.O. Box 401565 • GARLAND, TEXAS 75040 • (214) 271-2461

TERMS: Add 50¢ postage. we pay balance. Orders under \$15 add 75¢ handling. No C.O.D. We accept Visa, MasterCard, and American Express cards. Tex. Res. add 5% Tax. Foreign orders (except Canada add 20% P & H. 90 Day Money Back Guarantee on all items.

JADE Computer Products

FREE!

A 12 INCH, BLACK AND WHITE, MONITOR WITH THE PURCHASE OF EVERY SORCERER!

The Exidy SORCERER

Flexibility is the key. The Sorcerer Computer gives you the flexibility of using ready-to-run, pre-packaged programs or doing your own thing and personalizing the programs for yourself. Which ever you choose, the Sorcerer is the personal computer that speaks your language.

The Sorcerer also provides full graphics capabilities. Each character, formed by an 8 x 8 dot cell, can be programmed as a graphic symbol set. High resolution (512 x 240 addressable points) gives a total of 122,880 locations for super animation and extremely light plotting curves. The alphanumeric set gives 64 x 30 characters on the video screen
PART NUMBER: SYO-5016A

With 16K of memory \$1150.00

Rockwell AIM-65: The Head-Start in Microcomputers

A KIM-1 compatible machine with on-board printer and a real key-board!

\$375.00 w/1K RAM
\$450.00 w/4K RAM

4K assembler/editor in ROM: \$80
8K BASIC in ROM: \$100.00
Power Supply: \$59.95
Case of AIM-65: \$49.95

Special Package Price: \$599.00
AIM-65 (4K), Power Supply, Case, and 8K BASIC ROM



NOVATION CAT

ACOUSTIC MODEM

Features Include: 300 Baud
Answer/Originate, Bell 103, Comes Assembled and Tested



\$189.00

PROTO BOARD

Includes gold plated fingers, S-100 size, holds 72-16 pin dips, accommodates all 8 thru 40 pin dip packages.
Reg. \$19.95 Special Price- \$16.95
PART TSX-140B

SD SYSTEMS SBC-100

An S-100 single board computer Z-80 CPU with 1024 bytes of RAM 8 to 32K bytes of PROM Serial I/O port
Kit \$239.95
Assembled \$369.95

SD SYSTEMS Z-80 STARTER KIT

Based on the powerful Z80 CPU, this kit is an ideal introduction to microprocessors. It has an on-board keyboard and display, plus

cassette tape interface and expansion provisions for two S-100 connectors. This "Do-it-all" Board will also program the 2716 2K EPROM
Kit \$249.95
Assembled and Tested \$399.95

TEXT TOOL ZIP DIP® II

PRICES:
16 pin Zip Dip II \$5.50
24 pin Zip Dip II \$7.50
40 pin Zip Dip II \$10.25

Sockets

ZERO INSERTION FORCE

LEEDEX MONITOR

- 12" Black and White
- 12MHZ Bandwidth
- Handsome Plastic Case

\$139.00

TRS-80 APPLE SORCERER TRS-80 APPLE JADE MEMORY EXPANSION KITS For TRS-80, Apple, & Exidy 4116's

Everything a person needs to add 16K of memory. Chips come neatly packaged with easy to follow directions. In minutes your machine is ready for games and more advanced software.

\$82.00

HIGH QUALITY 13 INCH COLOR MONITOR— Specially matched for use with the TI-99/4 console. Uses a simple, sure hook-up.
UP TO 72K TOTAL MEMORY CAPACITY— 16K RAM, plus up to 26K ROM on-board, plus up to 30K ROM in TI's Solid State Software Command Modules.
16-COLOR GRAPHICS CAPABILITY— Easy to access high resolution graphics have special features that let you define your own characters, create animated displays, charts, graphs, etc.
MUSIC AND SOUND EFFECTS— Provides outstanding audio capability. Build three-note chords and adjust frequency, duration and volume quickly and simply. You can build notes with short, straightforward commands. Five full octaves from 110 Hz to beyond 40,000 Hz.
BUILT-IN EQUATION CALCULATOR— Unique convenience feature helps you find quick solutions to everyday math problems, as well as complex scientific calculations.

TEXAS INSTRUMENTS

TI-99/4 HOME COMPUTER



FEATURES INCLUDE A COLOR MONITOR, 16K RAM MEMORY, BASIC BUILT INTO THE CONSOLE, AND TWO COMPREHENSIVE MANUALS EASY FOR THE BEGINNER - CHALLENGING FOR THE EXPERT.

Programs are sealed securely in SOLID STATE SOFTWARE COMMAND MODULES. These ROM packs actually add memory to the TI-99/4 so that the console's memory can be utilized for user input.

The software applications are presently broken down into four areas: 1) Home Management/Personal Finance, 2) Education, 3) Entertainment, 4) BASIC.

SYO-8994A \$1150.00

MICROPROCESSORS	
F80	\$16.95
Z80 (2MHz)	\$10.95
Z80A (4MHz)	\$14.95
CDP1802CD	\$19.95
6502	\$11.95
6800	\$9.75
6802	\$14.00
8008-1	\$15.95
8035	\$24.00
8035-8	\$24.00
8080-A	\$10.00
8085	\$23.00
TMS9900TL	\$49.95
8080A SUPPORT DEVICES	
8212	\$2.90
8214	\$4.65
8216	\$2.75
8224 (2MHz)	\$4.30
8226	\$2.75
8228	\$6.40
8238	\$6.40
8243	\$8.00
8251	\$7.50
8253	\$20.00
8255	\$6.40
8257	\$18.00
8259	\$18.00
8275	\$51.20
8279	\$17.70
USRT	
S2350	\$10.95
UARTS	
AY5-1013A	\$5.25
AY5-1014A	\$8.25
TR1602B	\$5.25
TMS6011	\$5.95
6800 PRODUCT	
6821P	\$5.25
6828P	\$9.50
6834P	\$16.95
6850P	\$4.80
6852P	\$5.25
6860P	\$9.25
6862P	\$12.00
6875L	\$7.30
6880P	\$2.50
CHARACTER GENERATORS	
2513 Upper (1-12+5)	\$6.75
2513 Lower (1-12+5)	\$6.75
2513 Upper (5 volt)	\$9.75
2513 Lower (5 volt)	\$10.95
PROMS	
1702A	\$5.00
2708	\$9.95
2716	\$49.95
2716 (5v)	\$49.95
2758 (5v)	\$30.00
DYNAMIC RAMS	
4115	\$5.00
416D/4116 (200ns)	\$12.50
2104/4096	\$4.00
2107B-4	\$3.95
TMS4027/4096	\$4.00
STATIC RAMS	
2114 (450ns)	\$8.00
2114 (300ns)	\$9.00
TMS4044/	
TMS2571(450ns)	\$8.00
TMS4044/	
MM5257(300ns)	\$9.95
21L02 (450ns)	\$1.50
21L02 (250ns)	\$1.75
4200A (200ns)	\$9.95
410D (200ns)	\$8.25

JADE SERIAL/PARALLEL I/O BOARD

Features Include: S-100 Compatible ■ Two serial I/O Ports using software-programmable UARTS ■ One general purpose latched parallel I/O Port ideal for printer interface or control ■ Switch selectable ■ On board "Kansas City" standard cassette interface useable upto 1200 Baud, allowing storage of up to 180,000 bytes on a 30 minute audio cassette.
Assembled and Tested Kit
IOI-1040A, \$179.95 IOI-1040K, \$124.95
Bare Board with Manual IOI-1040B, \$30.00

SYM-1 \$245

Part Number:CPK-5002A
6502- BASED SINGLE BOARD COMPUTER WITH KEYBOARD/DISPLAY, KIM-1 HARDWARE COMPATIBLE, COMPLETE DOCUMENTATION.
SYM-1 CASE, ENX-000005 \$39.95

THE BIG Z

THE NEW Z-80 CPU BOARD FROM JADE

Features Include: ■ S-100 Compatible, available in 2MHz or 4MHz versions. ■ On-board 2708, 2716, 2516, or 2532 EPROM can be addressed on any 1K, 2K, or 4K boundary, with power-on jump to EPROM. ■ On-board EPROM may be used in SHADOW mode, allowing full 64K RAM to be used. ■ Automatic MWRITE generation if front panel is not used. ■ On-board USART for synchronous or asynchronous RS232 operation (on-board baud rate generator). ■ Reverse-channel capability on USART allows use with buffered peripherals or devices with "not-ready" signal.

2 MHz-	BARE BOARD CPU-30200B.....\$40.00	4 MHz-	
Kit: CPU-30200K, 2 lbs	\$149.95	Kit: CPU-30201K, 2 lbs	\$159.95
Assembled and Tested: CPU-30200A, 2 lbs	\$199.95	Assembled and Tested CPU-30201A, 2 lbs	\$209.95

GRI KEYBOARDS

Features Include: Full 128 character ASCII ■ Tri-Mode Mos encoding ■ MOS/DTL/TTL compatible output ■ Two-key rollover ■ Level and pulse strobe ■ Shift and alpha lock ■ Selectable parity ■ Positive or Negative Logic ■ All new OEM grade components ■ Gold contact, low bounce keyswitches ■ Rugged G-10 printed circuit board ■ Custom 2 shot molded keycaps ■ Low power consumption ■ Optional numeric pad available ■ Custom enclosures available.

Model 756A
Assembled- KBA-30756A \$79.95
Model 753K (53 Key, Teletype Keyboard with lower case)
Kit- KBA-30753K \$65.95

DB25-CONNECTORS

DB25P- CND1251 \$2.25
DB25S- CND1252 \$3.25
DB25C- CND1253 (Cover) \$1.50
RS232 Special: DB25P, DB25S, plus Hood only \$6.50 (Part Number: CND-1250)

PRICES GOOD IN THE UNITED STATES AND CANADA

PLACE ORDERS TOLL FREE:


800/421-5809 Continental U.S.
800/262-1710 Inside California

When visiting the Los Angeles area, visit JADE's retail store at 13340 S. Hawthorne Blvd. in the city of Hawthorne

INTEGRAL DATA SYSTEMS MODEL 440 PRINTER THE PAPER TIGER


\$995.00

- Up to 198 CPS
- 1.75" to 9.5" Adjustable Tractor Feed
- Parallel and Serial Interface
- 96 Character ASCII Set
- 132 columns- 6 or 8 lines/inch
- Eight software selectable Character sizes
- 110, 300, 600, 1200 Baud Rate



FOR THE GRAPHIC OPTION WITH 2K, ADD \$199.00 Part Number: PRM-33440

THE PIGGY MAINFRAME



This sleek new mainframe is neatly trimmed to hold six S-100 boards, three mini-floppy drives, and is available in five colors. Power requirements: 115/220 VAC, 50/60 HZ. Weight: 27 lbs. (with drives). Dimensions: 21.375" Wide X 8.4" High X 15.875" Deep. Power Supply: 8 volts at 18 Amps unregulated, + 16 volts at 3 amps unregulated, - 16 volts at 3 amps unregulated, + 5 volts at 3 amps regulated, + 12 volts at 3 amps regulated.

THE PIGGY IS HERE!

THE PIGGY (Without Drives) . . . \$475.00

PART NUMBER: ENS-106320

MEM-2 16 K Static RAM Board	
Kit- (450ns)	\$250.00
Kit- (250ns)	\$285.00
Assembled- (450ns)	\$325.00
Assembled- (250ns)	\$350.00

DIP SWITCHES					
Part No.	positions	1-9			
SWD-103	3	\$1.18	SWD-107	7	\$1.30
SWD-104	4	\$1.20	SWD-108	8	\$1.34
SWD-105	5	\$1.24	SWD-109	9	\$1.36
SWD-106	6	\$1.28	SWD-110	10	\$1.38

DYNAMIC RAM BOARDS EXPANDABLE TO 64K 32K VERSION • KITS

Uses 4115 (8Kx1, 250ns) Dynamic RAM's, can be expanded in 8K increments up to 32K.

8K	\$159.95	24K	\$249.95
16K	\$199.95	32K	\$299.95

64K VERSION • KITS
Uses 4116 (16Kx1, 200ns) Dynamic RAM's, can be expanded in 16K increments up to 64K.

16K	\$249.95	48K	\$469.95
32K	\$369.95	64K	\$569.95

STATIC RAM BOARDS

JADE 8K			
Kits:	450ns	\$125.95	
	250ns	\$149.75	
Assembled & Tested:	450ns	\$139.75	
	250ns	\$169.75	
Bare Board:		\$ 25.00	

32K Static			
Assembled & Tested:	250ns	\$795.00	
	450ns	\$725.00	
	250ns Kit	\$575.00	

L.S. Engineering EPROM Eraser

Features Include: Erases up to 48 I.C.'s at a time • Uses popular (and readily available 12" shortwave UV bulbs) • Handsome smoke-plastic case • Includes bulb • Just plug it in and you're ready to go!

XME-3200, . . . \$39.95

CABLES

MINI-DISK CABLE KIT: To connect two 5 1/4" drives to disk controller board. Contains assembled and tested 5' long signal cable with 34 pin edge connectors. Also includes cables and connector for D.C. power supply.
WCA-3431K \$34.95

8" DISK CABLE KIT: To connect two 8" disk drives to edge-type controller (e.g., Versafloppy, Double-D). Contains assembled and tested signal cable with connectors plus cable and connectors for both A.C. and D.C. power.
WCA-5031K \$38.45

8" DISK CABLE KIT: Same as WCA-5031K except controller end of signal cable uses "Header" type connector, e.g., for Tarbell Controller.
WCA-5032K \$38.95

SIGNAL CABLE ONLY: For one 5 1/4" drive to edge type controller connector (e.g., TRS-80 to Vista Disk Drive).
WCA-3421A \$24.95
Same as Above, except for two 5 1/4" drives. WCA-3431A \$29.95

JADE FLOPPY DISK SPECIAL

INCLUDES: ■ Two Siemens/GSI 8" Floppy Disk Drives ■ Power Supply ■ Jade Double Density Board (Kit) ■ CP/M™ Operating System with Basic C (CP/M is a registered trademark of Digital Research) ■ Package of 10 Blank 8" Diskettes (Double Density) ■ Interface Cables.
If purchased separately this package would cost: \$1544.95.

JADE SPECIAL
\$1225.00

SPECIAL

5 1/4" Diskettes
\$29.95/Box of TEN
SPECIFY SOFT, 10, or 16 SECTOR

8" SINGLE SIDE, SINGLE DENSITY
\$34.95/Box of TEN

THE JADE "DOUBLE-D" INTELLIGENT DISK CONTROLLER

- READ WRITE IN SINGLE OR DOUBLE DENSITY
- 8" or 5 1/4" DRIVES
- CP/M COMPATIBLE IN EITHER DENSITY
- ON-BOARD Z80 CPU ALLOWS UNIVERSAL SYSTEM COMPATIBILITY
- PROGRAMMED DATA TRANSFER - NO DMA
- CONTROLS UP TO 8 DRIVES
- SOFTWARE SELECTABLE DENSITY

Our new controller utilizes the IBM standard formats for proven reliability. Data recovery is enhanced through use of a phase-locked-loop data separation circuit and write precompensation. Single and double density diskettes can be mixed in the same system.

Assembled and Tested	IOD-1200A, 2 lbs. . .	\$299.95
Kit	IOD-1200K, 2 lbs. . .	\$249.95
Bare Board w/Manual	IOD-1200B, 2 lbs. . .	\$55.00
Manual	IOD-1200M, 1 lb. . .	\$10.00

POWER SUPPLIES

PSD-249A For a Single 5 1/4" Disk Drive. By Power-One or Alpha Power. +5V at 7A, +12V at 1.1A . . . \$52.00

PSD-205A For Single 8" Disk Drive. By Power-One 5V at 1A - 5V at 5A, 24V at 1.5A . . . \$89.95

PSD-206A For Two 8" Disk Drives. By Power-One or Alpha Power 5V at 2.5A - 5V at 5A - 24V at 3A . . . \$125.00

JADE ISO-BUS MOTHERBOARDS

Comes in either 6, 12, or 18 slot sizes. These boards with a special ground plane assure a silent operation
JADE 6 Slot
Kit \$49.95
Assembled \$59.95
Bare Board \$24.95

JADE 12 Slot
Kit \$89.95
Assembled \$99.95
Bare Board \$39.95

JADE 18 Slot
Kit \$129.95
Assembled \$149.95
Bare Board \$59.95

JADE Computer Products

4901 W. ROSECRANS AVE., HAWTHORNE, CALIFORNIA, 90250
(213) 679-3313

ORDER TOLL FREE
800-262-1710 800-421-5809
INSIDE CALIFORNIA CONTINENTAL U.S.

WRITE FOR OUR FREE CATALOG
Cash, checks, money orders, and credit cards accepted. Minimum order: \$10.00, California residents add 6% sales tax. Minimum shipping and handling charge: \$2.50. Discounts available at OEM quantities.

PRICES SUBJECT TO CHANGE WITHOUT PRIOR NOTICE
For Export Information send for a JADE INTERNATIONAL CATALOG

VB-1B VIDEO INTERFACE
S-100 Compatible Serial Interface with Sockets Included.
Kit \$117.95
Assembled & Tested \$159.95
Bare Board w/manual \$ 35.00

FLOPPY DISK INTERFACE
JADE FLOPPY DISK (Tarbell board)
JADE KIT \$190.00
Assembled & Tested \$260.00

S.D. Computer Products
VERSA-FLOPPY
Kit \$159.95
Assembled & Tested \$239.00

DISK DRIVES
MPI B51 5 1/4" MSM-155100 \$295.00
Single or double density, up to 40 tracks, track to track access time only 5ms.

MPI B52 5 1/4" MSM-155200 . \$450.00
Double head version of MPI B51

Shugart SA400 5 1/4" \$325.00
Single Density, 35 Track

Siemens FDD100-8 8" \$495.00
Shugart 801R replacement, Single or double density, runs cooler and quieter.

Siemens FDD200-8 8" \$575.00
Double head version of FDD100-8 capable of double density, double sided storage.

Shugart 801R 8" \$575.00
Hard or soft sectored, 400K BYTE drive.

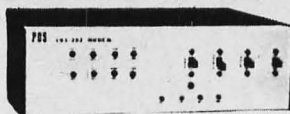
Vista V80 Mini Disk SYSTEM FOR TRS-80 \$395.00




PART NUMBER: MSM-35800
Includes disk drive, power supply, regulator board, and compact case. The V-80 offers 23% more storage capacity. Simply take it out of the box, plug in the cable, and it's ready to run. Requires 16K, Level II, expansion interface.
Interface Cable . . \$24.95
PART NUMBER: WCA-3421A

COMMERCIAL GRADE PERIPHERALS FOR THE MICROCOMPUTER

PRINTER
TERMINALS



MODEMS



TAPE DRIVES

- **ASCII SELECTRIC PRINTER/TYPEWRITER:** Why settle for less than letter-quality printout from your computer? Refurbished IBM Model 725 can be used as off-line typewriter or on-line printer. Complete with solenoids, power supply, case and ASCII interface card (TTL to CPU parallel port.) Interface includes programmable ASCII translation table on EPROM with up to 8 tables for use with various type spheres. Feedback signals on completion of each print cycle insures fastest printing speed (15 cps.) Price: programmed w/3 translation tables (one type sphere): \$795.00
- **SELECTRIC I/O TERMINALS** (by GTE/Information Systems). Both ASCII & IBM code versions with microcomputer interface software & hardware (RS-232 connector.) Cassette drive models permit up to 2400 baud data transfer rate as well as off-line data storage, use as memory typewriter, & use as data entry device for office personnel familiar with Selectric typewriters but not computers. Wide-carriage, interchangeable type spheres; optional built-in modem. All units cleaned, adjusted & warranted.
 - Model 5541 (IBM Correspondence code) \$795.00
 - Model 5550 (corres. code, built-in cassette drive) \$1195.00
 - Model 5560 (ASCII code, built-in cassette drive) \$1295.00
- **DIABLO MODEL 1550 "DAISY-WHEEL" TERMINAL:** Refurbished letter-quality terminal with Hytype I printer (30 cps), full ASCII keyboard, RS-232 serial prot, 110, 150, 300 baud, 768 char. print buffer, software controlled graphics mode (1/60 in. spacing), built-in stand. SHIP WT. 200 lb. Price, refurbished: \$1895.00
- **DIABLO HYTYPE I Model 1200 PRINTER MECHANISM:** used, complete and tested. Requires power supply, case & mCPU interface. 15 day return privilege — no other warranties. LIMITED QUANTITY! \$750.00
 - 6' Ribbon cable & connector for printer Main Logic PCB \$10.00
 - 14-pin Winchester connector & 18" power supply cable \$5.00
 - "As-is" spare printer PCB's for parts (Logic, Heat Sink, Control): ea. \$20.00
 - New Pin-feed Platen (14"): \$50 if bought w/printer; separately . . . \$100.00

- **POS 103/202 "MIX or MATCH" MODEM:** BELL 103 and/or BELL 202 FREQUENCIES: Unique POS control design permits use in one housing of both Bell-compatible 103 (0 — 300 baud) and 202 (0 — 1200 baud) modem modules originally made by VADIC Corp. for a telephone company subsidiary. FEATURES: RS-232 serial interface, auto-answer, auto-dial, LED display, telephone line interface via acoustic coupler, manual DAA, or auto-answer DAA (sold separately.) FULLY ADJUSTED; no special tools required. 3,000 mile range over standard dial-up telephone lines.
 - POS 103 MODEM (with Auto Answer, Auto Dial) \$179.95
 - POS 202 MODEM (Half-Duplex with Reverse Channel) \$249.95
 - POS 202 MODEM (Half-Duplex w/Rev. Ch., Auto-Answer) \$279.95
 - POS 103/202 MODEM (Auto-Answer, Auto-Dial) \$399.95
- **POS-100 NRZ1 TAPE DRIVE CONTROLLER/FORMATTER:** Designed as interface between S-100 bus mCPU and 9-track, 800 BPI, NRZ1 tape drive. Allows microcomputerist to read and write IBM-compatible ½" mag tapes. Software provided for 8080 or Z-80 systems. Requires modification for drives of various mfrs. Price: (Includes S-100 card, controller card, 10' cable, software listing) . \$750.00
- **NRZ1 TAPE DRIVE by WILLARD LABS.** 9-track, 800 BPI, NRZ1 format, 12"/sec., 1200 ft. reels (10 megabyte capacity) Fully tested and warranted \$599.00
- **CONVERT 15" IBM OFFICE SELECTRIC TO I/O TYPEWRITER:** Kit includes assembled solenoids, switches, wire harness, magnet driver.PCB plus instructions for installation and mCPU interface \$200.00
- **DIGITAL CASSETTE DRIVE** (from GTE/IS Terminal): 1800 baud, 6"/sec. AC motor; fwd/rewnd circuitry plus tape head, no read/write electronics \$25.
- **FORMS TRACTORS,** Moore Variable width "Form A-Liner" for print terminals:
 - a) Model 565P for 15" Carriage IBM Selectrics (new): \$75.00
 - b) Model K81 for QUME or DIABLO Hytype I or II printers (new): \$90.00
- **POWER SUPPLIES** for Disk Drive, mCPU, tested under load shown:
 - No. 519 (w/fan & AC cord): +5V reg., ±12V reg., +24V, @4A (10 lb.) . . \$39.95
 - LAMBDA No. LMEE5 w/OV protect: +5V reg. @ 25A (35 lb.) \$69.95

NO RISK! 15 DAY APPROVAL ON ALL MAIL-ORDERS

Full documentation included PLUS interface instructions where indicated. All equipment is shipped insured FOB Palo Alto within 14 days after check clears or COD order is received. Prices may change without notice.

PACIFIC OFFICE SYSTEMS, INC.
918 Industrial Ave.
Palo Alto, CA 94306
(415) 321-3866

Call or write for details, quantity prices, catalog. 15 day return privilege PLUS 90 day no charge replacement of defective parts. All orders shipped from stock. No back orders, no substitutions. M/C & VISA accepted.

ProComp/New England



announces **IMNET... (IMSAI Multi-user NETWORK Operating System)**
True Microcomputer Networks....
Better than timeshared mini- or micro-systems....
And less expensive. Stop by and see for yourself,
Or write or call for our IMNET brochure.



10 Megabyte Winchester Disk, Integrated Video Computer... \$10,995. Other Micromation Integrated Video Computer Systems from \$5995.

Specials

- **Micromation Doubler Disk Controller... \$395.**
- **Measurement Systems & Controls**
- **48K Dynamic Ram... \$595.**

(617) 482-4450
120 Boylston Street
4th Floor
Boston, MA/02116

Write, call or stop in (M-F 9-5; S 10-4) for our catalog and Grand Opening Sale Price List.

ProComp/New England

Wire Wrap Tools




BATTERY HOBBY TOOL*

- Auto Indexing
- Anti-Overwrapping
- Modified Wrap

BW2628	Tool	\$19.85
BT30	#30 Bit	2.95
BT2628	#26 Bit	7.95
BC1	Batteries & Charger..	11.00


*Requires 2 "C" Niced Batteries



BATTERY INDUSTRIAL TOOL*

- Accepts Industrial Bits and Sleeves (Gardner Denver or equiv.)
- Industrial Motor for Production Wire-wrapping
- Backforce Avail. (Recommended for #30).

BW928	Tool	49.95
BW928BF	Backforce Model	52.95
Bit & Sleeve	Specify #22-#30	29.50
BC1	Batteries & Charger..	11.00




ELECTRIC INDUSTRIAL TOOL

- Accepts Industrial Bits and Sleeves (Gardner Denver or equiv.)
- Industrial Motor for Production Wire-wrapping
- Backforce Avail. (Recommended for #30).


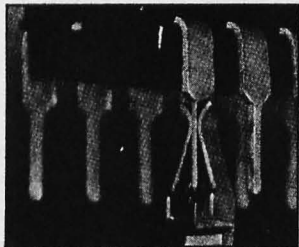
EW8	Tool	85.00
EW28F	Backforce Model	92.90
Bit & Sleeve	#22 or #30.....	29.50

RN IC Sockets

RN HIGH RELIABILITY eliminates trouble. "Side-wipe" contacts make 100% greater surface contact with the wide, flat sides of your IC leads for positive electrical connection.



WIRE WRAP SOCKETS	1-9	10-24	25-99	100-249	250-1K
8 Pin	.40	.36	.34	.31	.27
14 Pin		.39	.37	.34	.32
16 Pin		.42	.40	.36	.34
18 Pin	.70	.60	.55	.50	.45
20 Pin	.90	.80	.75	.65	.62
22 Pin	.95	.85	.80	.70	.65
24 Pin	.95	.85	.80	.70	.65
25 Pin st	1.25	1.15	1.00	.95	.90
28 Pin	1.25	1.15	1.00	.95	.90
40 Pin	1.65	1.45	1.35	1.20	1.10



SOLDER TAIL	1-9	10-24	25-99	100-249	250-1K
Low Profile Tin	8 Pin .21	.18	.16	.15	.14
Closed Entry Design	14 Pin —	.19	.17	.15	.13
	16 Pin —	.21	.19	.17	.15
	18 Pin .30	.28	.27	.26	.25
	20 Pin .35	.34	.33	.32	.31
	22 Pin .36	.34	.30	.27	.26
	24 Pin .38	.36	.32	.29	.28
	28 Pin .45	.44	.43	.40	.39
	40 Pin .63	.62	.61	.58	.57

OK PRODUCTS

WD 30	50 ft. Wire Dispenser, Red, White, Blue or Yellow	\$3.75
WD-30-TRI	TRI Color Dispenser	5.50
R-30-TRI	Refill for TRI Color	3.75
INS 1416	14 & 16 pin Insertion Tool	3.25
MOS 40	40 pin Insertion Tool	7.50
EX-1	IC Extractor Tool	1.49
H-PCB-1	Hobby PC Board	4.99
WSU 30	Hand Wrap/Unwrap/Strip Tool	6.25
WSU 30M	Same as WSU 30 with Modified Wrap	7.50

ORDERING INFORMATION

- Orders under \$25, add \$2 handling
- Blue Label or First Class, add \$1 (up to 3 lbs.)
- CODs, VISA & MC orders will be charged shipping
- Most orders shipped next day.

ADVANCED COMPUTER PRODUCTS

P.O. Box 17329, Irvine, CA 92713
(714) 558-8813

BACK TO SCHOOL COMPUTER SPECIALS

... and it's COLOR SALE \$100.00 OFF "The Compucolor II"

... a personal colorgraphics system for the modern computer man ...


- ★ Color Graphics 13" Color CRT
- ★ Proven 8080A CPU System
- ★ 16K Extended Disk Basic
- ★ Up to 117* Key Keyboard
- ★ Up to 32K* RAM
- ★ Minidisk Drive 51.2K Bytes/Side



*option

Model 3 w/8K, 72 Key Keyboard, RS232	SALE TAKE OFF	(\$1495.00)
Model 4 w/16K, 72 Key Keyboard, RS232	\$100.00	\$1695.00
Model 5 w/32K, 72 Key Keyboard, RS232	OFF	\$1995.00
Options: 101 Key Keyboard	Add	\$150.00
117 Key Keyboard	Add	\$225.00
Formatted Diskettes	2/\$	19.95
Programmed Diskettes		\$19.95
Diskette Library Inc. Hangman, Othello, Math, Chess, Startrek, Blackjack, Cubic Tic Tac Toe, Finance Vol. I, Finance Vol. II, Bonds and Securities, Assembler, Text Editor, Personal Data Base.		

EXIDY SORCERER ONLY \$799.00



\$799 w/8K
\$1099 w/16K
\$1249 w/32K
\$1449 w/48K

User programmable or use cartridges. Combines the desirable features of the PET, APPLE and TRS-80 into a complete expandable computer system.

- ★★ I/O expansion kit \$149.00
- ★★ Vista V-200 add-on mini-floppy for Exidy, (requires exp. module) w/CPM \$699.00

- ★★ New Word Processing Pac \$99.00
- ★ INCLUDES: Keyboard & enclosure, 90 day Warranty, MICROSOFT BASIC, Video & Cassette Cable, Complete Documentation
- ★★ \$100 Expansion Module Add \$299.00
- ★★ Cassette recorder Add \$44.95
- ★★ Sanyo 9" Monitor Add \$169.95

KIM-1 Now only \$179.00



- ★★ Power Supply Add \$59.95
- ★★ Cassette Recorder Add \$44.95
- ★★ Sanyo 9" Monitor Add \$169.95
- Add enclosure \$29.95.

SYM-1 IN STOCK

Reg. \$269.00


Now \$249.00

- ★ KIM-1 Compatible
- ★ 4K ROM Monitor
- ★ 1K Bytes 2114 RAM
- ★ 65K Memory Expansion
- ★ User EPROM 2716
- ★★ Power Supply Add \$59.95
- ★★ Cassette Recorder Add \$44.95
- ★★ Sanyo 9" Monitor Add \$169.95

School & group discounts available. Buy now and receive \$100.00 worth of discount coupons: i.e.,

- ★ SRM-1 1K Static RAM exp. reg. 42.00 disc. \$32.00
- ★ PEX-1 I/O Port, reg. \$60.00, disc. \$50.00
- ★ SYM BAS-1 Basic ROM (Microsoft) reg. \$159.00 disc. \$109.00
- ★ KTM-2 CRT/TV Keyboard, reg. \$349.00 disc. \$319.00
- SYM Enclosure \$39.95

AIM 65



\$375.00

- ADVANCED INTERACTIVE MICROCOMPUTER
- ★ On Board 20 column alphanumeric printer
 - ★ Alphanumeric 20 character display
 - ★ Terminal style Keyboard 54 Keys
 - ★ 6502 based CPU

w/1K RAM \$375.00*
w/4K RAM \$450.00*
Assembler ROM Add \$85.00
BASIC IN ROM Add \$100.00
Power Supply Add \$99.95
Enclosure Add \$44.95

RCA COSMAC VIP



NEW LOW PRICE \$249.00

- Assembled, Regular price \$299.95
- w/Sanyo 9" Monitor \$169.95
- VP-590 Color Board 69.95
- VP-595 Sound Board 49.95
- VP-570 4K Expansion Board 95.95
- VP-580 Expansion Keyboard 15.95
- VP-700 Tiny Basic ROM 49.95
- VP-710 VIP Game Manual 10.95

COMMODORE "PET"

Delivery from stock
Advanced 8K Model



only \$775.00

LOW LOW APPLE II PLUS \$990.00

APPLE's new upgraded APPLE II w/16K is now in stock and available for the lowest price ever, only \$990.00. You can add:

- ★★ M & R Modulator for \$29.95
- ★★ Sanyo tape recorder for \$44.95
- ★★ 16K upgrade kit for only \$74.95 ea.

This is a limited offer and we reserve the right to change without notice.

NORTH STAR HORIZON ★DOUBLE DENSITY★

Now in stock North Star Z-80-based high-performance computer.

- ★ 180K Bytes per Disk
- ★ Z-80 Processor
- ★ Motherboard
- ★ 2 Serial + 1 Parallel Port Avail.
- ★ 16K RAM

Horizon I Kit Reg. \$1599.00 Sale \$1349.00
Horizon II Kit Reg. \$1999.00 Sale \$1749.00



North Star Double Density Disk Subsystem Kit

PROCESSOR TECHNOLOGY SALE SOL-20 DEALERS & USERS INVITED!

We purchased Processor Technology's entire inventory of spare parts, work in process, and finished goods. This material will be sold on a first come first served basis. Advanced will continue to support some SOL products on a limited basis so make sure you get a copy of our complete inventory listing and a place on our SOL mailing list.

- ★ New SOL-20 w/o Memory \$1295.00
- ★ SOL-20 Keyboards \$139.95
- ★ 8KRA Memory Boards Assembled \$129.95
- ★ NKRA Memory Boards up to 64K \$CALL

Plus more endless PTI bargains send for details.

HERE ARE SOME EXAMPLES

WE TAKE B/A, VISA, AM. EXP. • ADD 2.5% HANDLING & POSTAGE • PRICES SUBJECT TO CHANGE W/O NOTICE

Widen the ability of your TRS-80



The Vista V80: \$395

The Vista V80 Mini Disk System is the perfect way to widen the capabilities of your TRS-80* Micro-computer. Quickly and inexpensively. Our \$395 price tag is about \$100 less than the Radio Shack equivalent. Our delivery time is immediate (24 hour turn-around from our Santa Ana, Ca. factory). And our system is fully interchangeable. That's just the start.

It will give you 23% more storage capacity by increasing useable storage from 55,000 to 65,000 bytes per drive with our new software patch.

It can work 8 times faster than the TRS-80 Mini-Disk system, because track-to-track access is 5ms versus 40ms for the TRS-80. You can realize this added speed

once the new double disk expansion interface is available without expensive modification of the existing unit.

It has a better warranty than any comparable unit warranty available – a full 120 days on all parts and service. When you consider how much more goes into the Vista V80, that shows a lot of faith in our product.

A full 3 amp power supply means you have 2½ times the power necessary to operate the V80, and full ventilation insures that there will be no problems due to overheating.

The Vista V80 Mini Disk System requires Level II Basic with 16K RAM Expansion interface (it operates from the Radio Shack interface system. It

comes complete with a dependable MPI Minifloppy disk drive, power supply, regulator board and vented case. It's shipped to you ready to run – simply take it out of the box and plug it in. You're in business. From the company that means business – Vista Computer Company.



The Vista Computer Company.
Manufacturers of Quality
Computer Systems
and Software.

714/751-9201
1320 East St. Andrews Place
Suite I, Santa Ana, Ca. 92705



The NEW Owners Of

Radio Hut

P.O. BOX 2015 GARLAND, TEXAS 75041
ORDER BY PHONE—214-324-5509

ANNOUNCE:
THE RETURN OF
RADIO HUT
SUPER SPECIALS!

The EXPANDORAM is available in versions from 16K up to 64K, so for a minimum investment you can have a memory system that will grow with your needs. This is a dynamic memory with the invisible on-board refresh, and IT WORKS!

- Bank Selectable
- Phantom
- Power 8VDC, +16VDC, 5 Watts
- Lowest Cost Per Bit
- Uses Major Brand 16K RAMS
- PC Board is doubled solder masked and has silk-screen parts layout
- Extensive documentation clearly written

SD EXPANDORAM



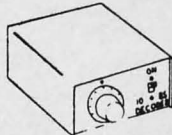
- Complete kit includes all Sockets for 64K
- Memory access time: 375ns, Cycle time: 500ns.
- No wait states required
- 16K boundaries and Protection via Dip Switches
- Designed to work with Z-80, 8080, 8085 CPU's

EXPANDORAM 64K Kit (16K Ram)

16K	\$219.00
32K	\$279.00
48K	\$359.00
64K	\$419.00
WITHOUT MEMORY	\$159.00

We carry a full line of SD Systems Products. Please write for catalog or call for prices

UNSCRAMBLER KIT



Interfaces with any monitor or scanner

- Easily tuned • Full instructions included • Drilled fiberglass P.C. Board • One hour assembly • Easy to install • Punched case

This unit can unscramble most any scrambled frequency such as the new Motorola scramble and so on.

Only \$37.95 A&T

TELE TAPE

Record important telephone conversations now with Tele Tape and your recorder. Each time your telephone receiver is picked up your recorder will start automatically and when you hang up it stops. Tape will be extra clear so you can refresh your memory at a later date. Kit includes everything except case and phono plugs.

**Assembled and Tested only
\$29.95**

"VERSAFLOPPY" KIT

The Versatile Floppy Disk Controller
Only \$139.00

FEATURES: IBM 3740 Soft Sector Disk Compatible. S-100 BNS Compatible for Z-80 or 8080. Controls up to 4 Drives (single or double sided). Directly controls the following drives:

1. Shugart SA400/450 Mini Floppy
2. Shugart SA800/850 Standard Floppy
3. PERSCI 70 and 277
4. MFE 700/750
5. CDC 9404/9406

BOWMAR 4 DIGIT READOUT ARRAY

4 Jumbo .50" Digits in One "Stick"!

The Bowmar Opto-Stick. The best readout bargain we have ever offered. Has four common cathode jumbo digits with all segments and cathodes brought out. Increased versatility since any of the digits may be used independently to fit your applications. Perfect for any clock chip, especially direct drive units like 50380 or 7010. Also use in freq. counters, DVM's etc. For 12 or 24 hour format. (With colons and AM/PM indicator.)

\$1.99



FLOURESCENT* READOUTS

No. DG8F. Seven segments, blue-green in color. Can be directly driven by many MOS IC's. .3" character.

.49 Ea.

LED'S

Jumbo Reds	10/\$1.00
Jumbo Green & Amber	5/\$1.00
Mini Red	8/\$1.00
Mini Green, Amber & Clear	6/\$1.00

LED WIRING HARNESS*

A \$10 VALUE!

Has one of our LED Rocket switches, one rotary switch, two jumbo LED lamps and two PC edge connectors from desk top calculator plant!

79¢ EACH

POWER SUPPLY

A very fortunate purchase. One of the best industrial quality REGULATED supplies we have seen. High performance, small size. Input is 120VAC, 60 HZ. Has the following regulated outputs: -5VDC at 800 MA; -15VDC at 1.25 AMP; -25 VDC at 180MA.

\$10.95

MINIATURE SPEAKER SPECIAL!

2 INCH — .8 OHM.

PERFECT FOR CLOCKS! \$.79

TO -5 HEATSINKS*

Similar to Thermalloy 2205G
Finned with insert.

5 for \$1

ROCKER SWITCH* HEAVY DUTY

S.P.D.T. 3A. 125 V.A.C.

New, modern styling! **5 for \$1**

Z80 STARTER KIT

SD System's Z80 Starter Kit enables the novice to build a complete microcomputer on a single board. Featuring the powerful Z80 microprocessor the Z80 Starter Kit features: • Keyboard and Display • Audio Interface • PROM Programmer • Expansion and Wire Wrap Area • On Board RAM • 4 Channel Counter/Timer • Z-BUG Monitor in PROM • I/O Ports.

This month's Special:

\$219.95 Kit

\$369.95 A&T

SD SYSTEMS'
STATE-OF-
THE ART
SBC-100
KIT
\$219.00

Color Burst Crystal
3.57 MHz **89¢**

COMPUTER CORNER

Z80	CPU's	10.99
Z80A		13.99

RELATED CHIPS

2114 (300ns)	5.99
Z80 PIO	9.95
Z80 CTC	11.95
2708	8.99
4115	8/34.95
4116 (200ns)	8/80.00
4116 (150ns)	8/100.00

DISC CONTROLLER

1771	29.95
------------	-------

While in Dallas visit our retail store at Treehouse Shopping center. Garland Road and Jupiter.

Reader Service

To get information on the products advertised in *BYTE*, fill out the reader service card with your name and address. Then circle the appropriate numbers for the advertisers you select from the list. Add a 15-cent stamp to the card, then drop it in the mail. Not only do you gain information, but our advertisers are encouraged to use the marketplace provided by *BYTE*. This helps us bring you a bigger *BYTE*.

Inquiry No.	Page No.	Inquiry No.	Page No.	Inquiry No.	Page No.	Inquiry No.	Page No.
1	AB Computers 245	89	Data Access Corp 165	204	Micro Mike's 224	310	RACET Computes 136
8	Administrative Systems 80	91	Data Discount Center 221	*	Micropolis 108, 109	317	Radio Hut 255
5	Advanced Access Group 110	96	Data/Print Publishing Co 168	*	Micro Pro International 56, 57	318	Radio Shack 137
4	Advanced Computer Products 252, 253	93	Datasearch 222	218	Microsette 172	314	Radio Shack Auth Sales Center 171
3	Aladdin Automation 77	94	Datasouth Computer Corp 194	*	Microsoft 127	322	RCA 103
6	Altos 21	97	Data Terminals & Communications 185	198	MicroSoftware (CAI) 210	334	RCA 132
16	American Square Computers 174	126	Data-Trans 238	222	Microsource 13	324	RNB 146
12	Anderson Jacobson 215	99	Diablo (Div of Xerox) 79	209	Microtek Inc 59	325	RNB 160
15	Apparat 234	86	Digital Pathways 167	224	Microtel Inc 147	316	S-100 Inc 218
9	Apple Computer 25	102	Disks Etc 213	225	Microware 164	331	S C Digital 204
10	AP Products 63	101	Dontho Scientific 210	231	The Micro Works 158	*	St Jude 217
11	ASAP Computer Products 230	95	DRC (CA) 221	230	Mikos 231	320	Sara-Tech Electronics 134
19	ATV Research 172	100	DRC (TX) 247	236	Mini Computer Suppliers 176	329	Frank Schiele 174
7	Automated Computer Software Serv 123	115	Electrolabs 228	237	Mission Control 189	336	Scientific American 81
18	Automated Simulations 212	120	Electronic Control Technology 213	255	Morrow/Thinker Toys 31	330	Seattle Computer Products 224
21	Avionic Enterprise 172	125	Electronic Systems 236, 237, 238	256	Morrow/Thinker Toys 43	319	Michael Shrayder Software 145
13	Axiom 144	130	Electronics Warehouse 244	257	Mountain Hardware 143	*	Shugart Associates 6, 7
14	Basic Time 187	132	Escon 83	258	Mountain Hardware 186	337	68 Micro Journal 175
34	Beta (Div of Measurement Systems & Controls) 154	133	Falcon Publishing 210	278	MVT Microcomputer Systems 45	328	Smoke Signal Broadcasting 122
31	Biotech Electronics 152	134	FMG Corp 32	279	National Technical Schools 210	*	Software Development and Training 156
*	Bits Inc. 191, 200	141	Gimix 88	281	NEECO 94, 95	327	Software Dynamics 212
32	Buss/Charles Floto 172	150	Godbout Electronics 173	289	NEECO 159	332	Software Exchange 222
*	Byte Back Issues 213	159	H & E Computers 197	280	Netronics 87	333	The Software Farm 174
36	BYTE Books 113, 114	160	Hamilton-Avnet 85	*	New England Recruiters 174	335	Solid State Music 61
*	Byte Subscriber 217	161	Hayden Book Co 138	282	New World Books 134	340	Solid State Sales 231
*	Byte WATS 172	216	Heath Company 17	283	Newman Computer Exchange 225	351	SONTEX Inc 174
38	California Comp Systems 37	*	Heath Company 105	284	North Star Computers 27	352	Southern Systems of Birmingham 140
39	California Digital 235	170	Hobby World 226, 227	285	North Star Computers 27	353	SubLOGIC 83
41	Roy J Canon 174	169	Industrial Micro Systems 139	286	NRI Schools/Electronics Div 193	354	Sunny International 246
43	CAP Electronics 52	175	Information Unlimited 150, 151	290	Ohio Scientific Instrument CIV	357	SuperSoft 175
45	Central Data 169	176	Integral Data Systems 49	291	OK Machine and Tool 220	359	SuperSoft 212
46	Centronics 73	177	Integrand 178	288	Oliver Advanced Engineering 178	356	SWTPC CII
47	Chrislin Industries 142	178	International Design Engineering Assoc (IDEA) 217	287	Omikron 211	349	Sybox 125
53	COMPSCO 183	*	Intersystems 157	293	Omni Computer Corp 179	358	Sybox 159
54	COMPSCO 192	180	Intertec Data Systems 135	295	onComputing 97	355	Synchro Sound 119
55	COMPSCO 195	195	Jade Co 248, 249	292	Organic Software 174	350	System Engineering Enterprise 131
56	Compucolor Corp 39	200	Jameco 232	*	Osborne & Associates 199	362	Tano 133
*	Computer Factory NY 155, 229	201	Jameco 233	294	Owens Associates Inc 124	360	Tarbell Electronics 11
70	Computer Furniture & Accessories 161	202	KML Marketing Inc 184	296	Pacific Exchanges 172	365	Technical Software Inc 174
*	Computer Headware 215	203	Kybe Corporation 69	298	Pacific Office Systems 250	363	Technical Systems Consultants 117
75	Computerland 68, 141, 153	*	Lifeboat Associates 90, 91, 149	299	Page Digital 55	364	Technology Transfer Inc 207
66	Computer Mart of NJ 93	207	Loweco Computer 217	297	Page Digital 251	367	Thermax 217
68	Computer Service Center 217	206	Macrotronics 217	304	PAIA Electronics 221	368	3M Company 19
72	Computer Tax Service 223	205	Marketline Systems 171	304	PerCom Data CIII	369	Robert Tinney Graphics 36
74	Computer Warehouse 217	208	Matrox Electronic System Ltd 44	305	PerCom Data 111	*	Tora Systems Inc 174
73	Compuex 148	227	Paul McCoy Enterprises Inc 220	306	PerCom Data 239	366	TransNet Corp 166
76	CT micro Computer 60	215	Measurement Systems & Controls 209	301	Personal Computing 79 180, 181	313	TRS-80 Software Exchange 162
77	CT Micro Computer 146	212	Micro Age 201	302	Personal Software Inc 51	379	US Robotics 72
78	CT Micro Computer 147	213	Micro Ap 205	302	Personal Software Inc 53	377	Vector Electronic Co Inc 126
79	CT Micro Computer 221	211	Micro Applications Group 222	308	Pickles and Trout 177	378	Vista Computer 254
82	Contract Service Associates 211	214	Micro Architect 212	309	Potomac Micro Magic 219	384	V R Data 246
83	Corvus Systems 47	217	Microcomputing Technology Inc 234	303	Power One Inc 89	387	Wameco 245
84	Cover Craft 176	220	MicroDaSys 26	312	Practical Applications 179	388	Whitesmith's Ltd 222
*	Creative Software 223	221	MicroDaSys 75	312	Priority I 241, 242, 243	389	Wintek Corp 172
80	Cromemco 1, 2	226	Micro Designs 170	*	Pro Comp/New England 250	391	Worldwide Electronics 172
40	CTC 104	*	Micro Diversions 5	374	Prog 80 163	393	X-Comp 92
87	Cybernetic Micro Systems 177	210	Micro Focus 64	315	P S Software House 172	394	X-Comp 170
85	Cybernetics Inc 224	211	Micro Integration 128	321	Quality Software 224	401	Z _s Systems 204
88	Cygot 217	223	MICROMAIL 219	311	Quest Electronics 240		
				323	RSI 33		

*Correspond directly with company.

BOMB— BYTE's Ongoing Monitor Box

Article No.	ARTICLE	Page
1	Ciarcia: Joystick Interfaces	10
2	Dahmke: Introduction to Multiprogramming	20
3	Teeters: Interface a Chessboard to Your KIM-1	34
4	Ellis: Some Musings on Hardware Design	62
5	Hallgren: A Low-Speed Analog-To-Digital Converter	70
6	Trimmer: Soldering Techniques	84
7	Powers: The Nature of Robots, Part 4	96
8	Harron: Inexpensive, Optical Paper-Tape Reader	118
9	Albus: A Model of the Brain for Robot Control, Part 4	130
10	Chrisp: Handy Pulser	160
11	Kasser: The Amsat-Golem-80	182
12	Barbier: Add Some Control to Your Computer	196

June BOMB

William D. Johnston again dazzled our readers with "Computer Generated Maps," Part II, page 100. Second place was taken by James Albus for contributing "A Model of the Brain for Robot Control," page 10. Placing a very close third and fourth, respectively, were G. A. Van den Bout, "Designing a Command Language" and T. Radhakrishnan and M. V. Bhat, "Stacks in Microprocessors."

From PERCOM

One-Drive System:
\$399. (40-track) & \$675. (77-track)
Two-Drive System:
\$795. (40-track drives) & \$1350. (77-track drives)
Three-Drive System:
\$1195. (40-track drives) & \$2025. (77-track drives)
Requires Expansion Interface, Level II BASIC & 16K RAM.



Low Cost Add-On Storage for Your TRS-80*. In the Size You Want.

When you're ready for add-on disk storage, we're ready for you.
Ready with six mini-disk storage systems — 102K bytes to 591K bytes of
additional *on-line* storage for your TRS-80*.

- Choose either 40-track TFD-100™ drives or 77-track TFD-200™ drives.
- One-, two- and three-drive systems immediately available.
- Systems include Percom PATCH PAK #1™, on disk, at no extra charge. PATCH PAK #1™ de-glitches and upgrades TRSDOS* for 40- and 77-track operation.
- TFD-100™ drives accommodate "flippy disks." Store 205K bytes per mini-disk.
- Low prices. A single-drive TFD-100™ costs just \$399. Price includes PATCH PAK #1™ disk.
- Enclosures are finished in system-compatible "Tandy-silver" enamel.

Whether you need a single, 40-track TFD-100™ add-on or a three-drive add-on with 77-track TFD-200™s, you get more data storage for less money from Percom.

Our TFD-100™ drive, for example, lets you store 102.4K bytes of data on one side of a disk — compared to 80K bytes on a TRS-80* mini-disk drive — and 102.4K bytes on the other side, too. Something you can't do with a TRS-80* drive. That's almost 205K bytes per mini-disk.

And the TFD-200™ drives provide 197K bytes of on-line storage per drive

— 197K, 394K and 591K bytes for one-, two and three-drive systems.

PATCH PAK #1™, our upgrade program for your TRSDOS*, not only extends TRSDOS* to accommodate 40- and 77-track drives, it enhances TRSDOS* in other ways as well. PATCH PAK #1™ is supplied with each drive system at no additional charge.

The reason you get more for less from Percom is simple. Peripherals are not a sideline at Percom. Selling disk systems and other peripherals is our main business — the reason you get more engineering, more reliability and more back up support for less money.

In the Product Development Queue . . . a *printer interface* for using your TRS-80* with any serial printer, and . . . the *Electric Crayon*™ to map your computer memory onto your color TV screen — for games, animated shows, business displays, graphs, etc. Coming PDQ!

™ TFD-100, TFD-200, PATCH PAK and Electric Crayon are trademarks of PERCOM DATA COMPANY.

*TRS-80 and TRSDOS are trademarks of Tandy Corporation and Radio Shack which have no relationship to PERCOM DATA COMPANY.

PERCOM

PERCOM DATA COMPANY, INC.
211 N. KIRBY • GARLAND, TX. • 75042

To order add-on mini-disk storage for your TRS-80*, or request additional literature, call Percom's toll-free number: 1-800-527-1592. For detailed Technical information call (214) 272-3421.

Orders may be paid by check or money order, or charged to Visa or Master Charge credit accounts. Texas residents must add 5% sales tax.

Percom 'peripherals for personal computing'

The Microcomputers you should take seriously.

The Challenger III Series is the microcomputer family with the hardware features, high level software and application programs that serious users in business and industry demand from a computer system, no matter what its size.

Since its introduction in August, 1977, the Challenger III has become one of the most successful microcomputer systems in small business, educational and industrial development applications. Thousands of Challenger III's have been delivered and today hundreds of demonstrator units are set up at systems dealers around the country.

Now the Challenger III systems offer features which make their performance comparable with today's most powerful mini-based systems. Some of these features are:

Three processors today, more tomorrow.

The Challenger III Series is the only computer system with the three most popular processors—the 6502A, 68B00 and Z-80. This allows you to take maximum advantage of the Ohio Scientific software library and the tremendous number of programs offered by independent suppliers and publishers. And all Challenger III's have provisions for the next generation of 16 bit micros via their 16 bit data BUS, 20 address bits, and unused processor select codes. This means you'll be able to plug a CPU expander card with two or more 16 bit micros right in to your existing Challenger III computer.

Systems Software for three processors.

Five DOS options including development, end user, and virtual data file single user systems, real time, time share, and networkable multi-user systems.

The three most popular computer languages including three types of BASIC plus FORTRAN and COBOL with more **C3-B**
Circle 290 on inquiry card.

languages on the way. And, of course, complete assembler, editor, debugger and run time packages for each of the system's microprocessors.

Applications Software for Small Business Users.

Ready made factory supported small business software including Accounts Receivable, Payables, Cash Receipts, Disbursements, General Ledger, Balance Sheet, P & L Statements, Payroll, Personnel files, Inventory and Order Entry as stand alone packages or integrated systems. A complete word processor system with full editing and output formatting including justification, proportional spacing and hyphenation that can compete directly with dedicated word processor systems.

There are specialized applications packages for specific businesses, plus the vast general library of standard BASIC, FORTRAN and COBOL software.

OS-DMS, the new software star.

Ohio Scientific has developed a remarkable new Information Management system which provides end user

intelligence far beyond what you would expect from even the most powerful mini-systems. Basically, it allows end users to store any collection of information under a Data Base Manager and then instantly obtain information, lists, reports, statistical analysis and even answers to conventional "English" questions pertinent to information in the Data Base. OS-DMS allows many applications to be computerized without any programming!

The new "GT" option heralds the new era of sub-microsecond microcomputers.

Ohio Scientific now offers the 6502C microprocessor with 150 nanosecond main memory as the GT option on all Challenger III Series products. This system performs a memory to register ADD in 600 nanoseconds and a JUMP (65K byte range) in 900 nanoseconds. The system performs an average of 1.5 million instructions per second executing typical end user applications software (and that's a mix of 8, 16 and 24 bit instructions!).

Mini-system Expansion Ability.

Challenger III systems offer the greatest expansion capability in the microcomputer industry, including a full line of over 40 expansion accessories. The maximum configuration is 768K bytes RAM, four 80 million byte Winchester hard disks, 16 communications ports, real time clock, line printer, word processing printer and numerous control interfaces.

Prices you have to take seriously.

The Challenger III systems have phenomenal performance-to-cost ratios. The C3-S1 with 32K static RAM, dual 8" floppies, RS-232 port, BASIC and DOS has a suggested retail price of under \$3600. 80 megabyte disk based systems start at under \$12,000. Our OS-CP/M software package with BASIC, FORTRAN and COBOL is only \$600. The OS-DMS nucleus package has a suggested retail price of only \$300, and other options are comparably priced.

To get the full story on the Challenger III systems and what they can do for you, contact your local Ohio Scientific dealer or call the factory at (216) 562-3101.

C3-B wins Award of Merit at WESCON '78 as the outstanding microcomputer application for Small Business

The Challenger III Series from Ohio Scientific.



C3-S1

C3-OEM

OHIO SCIENTIFIC
1333 S. Chillicothe Road • Aurora, Ohio 44202