


# BYTE

the small systems journal



# BYTE

# BYTE

# BYTE

# BYTE

# BYTE

# BYTE

# BYTE

# BYTE

# BYTE


# BYTE

# BYTE


# BYTE

# BYTE

# BYTE



*Eduardo Kellerman*





**SYSTEM B**  
**\$4,495.00**




40K Bytes RAM Memory  
1,200,000 Bytes Disk Storage  
Desk with laminated plastic surface  
DOS and BASIC with random and sequential files  
TERMINAL—Upper-Lower case and full control character decoding



SOUTHWEST TECHNICAL PRODUCTS CORPORATION  
219 W. RHAPSODY  
SAN ANTONIO, TEXAS 78216

Circle 350 on inquiry card.





**Model Z-2**  
Up to 512K of RAM/ROM

**Model Z-2D**  
One or two disks  
Up to 512K of RAM/ROM  
Up to 184K of disk

**System Two**  
Dual disk  
Up to 512K of RAM/ROM  
Up to 184K of disk

## Fill your computer needs with the industry's most professional microcomputers

### #1 IN RELIABILITY

When you choose Cromemco you get not only the industry's finest microcomputers but also the industry's widest microcomputer selection.

What's more, you get a computer from the manufacturer that computer dealers rate #1 in product reliability.\*


Your range of choice includes our advanced System Three with up to four 8" disk drives. Or choose from the System Two and Z-2D with 5" drives. Then for ROM-based work there's the Z2. Each of these computers further offers up to 1/2 megabyte of RAM (or ROM).

We say these are the industry's most professional microcomputers because they have outstanding features like these:

- **Z-80A microprocessor** — operates at 250 nano second cycle time — nearly twice the speed of most others.

\*Rated in *The 1977 Computer Store Survey* by Image Resources, Westlake Village, CA.

### Up to 512 kilobytes of RAM and 1 megabyte of disk storage



**System Three**  
Two to four disks  
Up to 512K of RAM/ROM  
Up to 1 megabyte of disk

- **30-amp power supply** — more than adequate for your most demanding application.
- **21 card slots** to allow for unparalleled system expansion using industry-standard S-100 cards.
- **S-100 bus** — don't overlook how important this is. It has the industry's widest support and Cromemco has professionally implemented it in a fully-shielded design.

- **Cromemco card support** of more than a dozen circuit cards for process control, business systems, and data acquisition including cards for A-D and D-A conversion, for interfacing daisy-wheel or dot-matrix printers, even a card for programming PROMs.
- **The industry's most professional software support**, including COBOL, FORTRAN IV, 16K Disk-Extended BASIC, Z-80 Macro Assembler, Cromemco Multi-User Operating System — and more coming.
- **Rugged, professional all-metal construction** for rack (or bench or floor cabinet) mounting. Cabinets available.

### FOR TODAY AND TOMORROW

Cromemco computers will meet your needs now and in the future because of their unquestioned technical leadership, professionalism and enormous expandability.

See them today at your dealer.

There's no substitute for getting the best.

see next  
page



**Cromemco**  
i n c o r p o r a t e d

Specialists in computers and peripherals

280 BERNARDO AVE., MOUNTAIN VIEW, CA 94040 • (415) 964-7400



# SEE YOUR LOCAL CROMEMC DEALER

- Anchorage, AK 99502  
**ALASKA DIVERSIFIED DIGITAL**  
1700 West Horizon Avenue  
907 277-4112
- Hannibal, MO 63401  
**COMPUTERLAND OF HUNTSVILLE**  
3020 University Drive, N.W.  
501 538-1200
- Jonestown, AR 72401  
**BUSINESS COMPUTER SYSTEMS**  
1122 Huntington Ave.  
501 927-3400
- Little Rock, AR 72206  
**COMPUTER PRODUCTS UNLIMITED**  
242 South Broadway  
501 371-0449
- Phoenix, AZ 85013  
**BYTE SHOP OF PHOENIX**  
24 W. Camelback Rd.  
602 261-0000
- Phoenix, AZ 85021  
**COMPUTER RESEARCH CORP.**  
2225 W. Min. View Road—No. 6  
602 941-1714
- Tempe, AZ 85281  
**BYTE SHOP TEMPE**  
8731 Scottsdale Rd.  
602 894-1129
- Tempe, AZ 85282  
**COMPUTERWARE, INC.**  
214 W. Southern  
602 968-4117
- Tucson, Arizona 85718  
**BYTE SHOP OF TUCSON**  
2632 East Broadway  
602 337-8729
- Carroll, CA 95746  
**SUNSHINE COMPUTER COMPANY**  
307 South Greenwood Avenue  
913 327-2118
- Citrus Heights, CA 95610  
**BYTE SHOP SACRAMENTO**  
401 Greenwood Lane  
916 961-8171
- Dublin, CA 94566  
**COMPUTERLAND DUBLIN**  
6411 Dublin Blvd.  
415 328-8000
- El Cerrito, CA 94538  
**COMPUTERLAND EL CERRITO**  
11074 Sun Pablo Avenue  
415 231-5010
- Fountain Valley, CA 92708  
**ADVENTURES IN COMPUTING**  
4756 Huron Avenue  
714 848-4188
- Hayward, CA 94542  
**COMPUTERLAND OF HAYWARD**  
238 W. Boulevard  
415 538-8000
- Huntington Beach, CA 92647  
**COMPUTER PERSONAL COMPUTERS**  
781 Elmore Drive  
714 773-8000
- Imperial, CA 92521  
**COMPUTERLAND OF W. LOS ANGELES**  
6441 La Corona Boulevard  
714 776-8000
- Lewistown, CA 92066  
**BYTE SHOP OF LANWADE**  
5208 Hawthorne Boulevard  
714 371-7144
- Lincoln, CA 95650  
**KINGCOMB ENTERPRISES, INC.**  
900 King Road  
916 598-1819
- Los Altos, CA 94022  
**COMPUTERLAND LOS ALTOS**  
494 E. Camino Real  
415 941-8154
- Los Angeles, CA 90025  
**AMERICAN RECORDER COMPUTER**  
1655 Saxeille Boulevard  
213 477-2663
- Madison, CA 92630  
**COMPUTERLAND SADDLEBACK VLY**  
2400 Via Labyrinth—No. 904  
714 776-8111
- Moraga, CA 94556  
**ACCOUNTING BY COMPUTER**  
1701 Leach Ave.  
415 376-1730
- Mountain View, CA 94040  
**BYTE OF MT. VIEW**  
103 W. El Atanito Road  
415 969-5464
- Orange, CA 92667  
**COMPUTER MART**  
633 W. West Katella Boulevard  
714 633-1222
- Palo Alto, CA 94366  
**BYTE SHOP PALO ALTO**  
2271 California Rd.  
415 327-6000
- Palo Alto, CA 94301  
**MICROTECH EXPORTS**  
312 Cooper Street  
415 328-1712
- Pasadena, CA 91101  
**BYTE SHOP PASADENA**  
496 South Lake Avenue  
714 684-1111
- San Ramon, CA 94583  
**MICROCOMPUTER APPLICATIONS 575**  
1760 California Avenue  
916 431-4844
- San Diego, CA 92131  
**COMPUTERLAND OF SAN DIEGO**  
4233 Conroy Street  
714 566-9912
- San Diego, CA 92111  
**THE COMPUTER CENTER**  
8209 Roman Road  
714 292-5302
- San Francisco, CA 94105  
**COMPUTERLAND OF SAN FRANCISCO**  
177 Fremont Street  
415 384-1192
- San Francisco, CA 94103  
**THE COMPUTER STORE OF S.F.**  
1091 Mission Street  
415 431-6640
- San Francisco, CA 94118  
**THE NETWORK**  
495 Third Avenue—No. 8  
415 221-1212
- San Jose, CA 95124  
**BYTE SHOP OF SAN JOSE**  
2620 Union Avenue  
408 377-6441
- San Jose, CA 95129  
**COMPUTERLAND SAN JOSE**  
1077 Santa Clara/San Jose Road  
408 273-8000
- San Jose, CA 95123  
**THE COMPUTER ROOM**  
12414 Blossom Hill Road  
408 226-8181
- San Mateo, CA  
**COMPUTERLAND SAN MATTEO**  
4153 52nd Avenue  
415 372-0000
- San Mateo, CA 94401  
**COMPUTER TERMINAL**  
8025 San Mateo Drive  
415 347-8091
- San Mateo, CA 94403  
**DATA BUSINESS SYSTEMS**  
1202 W. Hillside Blvd.  
415 341-4235
- San Mateo, CA 92018  
**ADVANCED MICROCOMPUTER PROD.**  
1730 East Edinger  
714 558-8813
- Santa Clara, CA 95051  
**THE BYTE SHOP OF SANTA CLARA**  
3900 E. Camino Real  
408 249-4231
- Santa Clara, CA 95054  
**GRANITE BUSINESS SYSTEMS**  
2225 S. Broadway  
408 528-2002
- Santa Clara, CA 95051  
**COMPUTER STORE**  
300 Broadway  
408 451-0713
- Sunnyvale, CA 95066  
**RECREATIONAL COMPUTER CENTER, INC.**  
1234 South Main Avenue  
408 735-7480
- Thousand Oaks, CA 91320  
**COMPUTERLAND 1000 OAKS**  
271 Thousand Oaks Blvd.  
805 495-1154
- Torrey Pines, CA 92090  
**COMPUTERLAND OF TUSTIN**  
304 West First Street  
714 544-0442
- Van Nuys, CA 91411  
**COMPUTER COMPONENTS**  
648 Sepulveda Boulevard  
818 786-7411
- Walnut Creek, CA 94596  
**BYTE SHOP COMPUTERS OF DIABLO VLY**  
2908 N. Main Street  
415 933-4252
- Walnut Creek, CA 94598  
**COMPUTERLAND WALNUT CREEK**  
1815 Regency Valley Rd.  
415 933-4202
- Denver, CO 80222  
**COMPUTERLAND DENVER**  
3427 S. Colorado Blvd.  
303 739-6441
- Englewood, CO 80110  
**BYTE SHOP OF ARAPAHO COUNTY**  
480 South Arapahoe Street  
303 783-4122
- Fairfield, CA 94504  
**COMPUTERLAND OF FAIRFIELD**  
425 Black Rock Turnpike  
707 374-2727
- Windsor Locks, CT 06096  
**THE COMPUTER STORE**  
83 South Main Street  
203 627-6718
- Newark, DE 19711  
**COMPUTERLAND OF NEW CASTLE CITY**  
Arlow Shopping Center  
Kirkwood Highway  
302 738-5656
- L. Lauderdale, FL 33334  
**BYTE OF FLA LAUDERDALE**  
5044 Oakland Park Blvd.  
305 561-2981
- L. Lauderdale, FL 33312  
**COMPUTERS FOR YOU, INC.**  
800 N. Broad Blvd.  
305 581-9945
- L. Lauderdale, FL 33334  
**DATA ADMINISTRATORS, INC.**  
27 N.E. 46th Street  
305 491-8600
- Mt. Myers, FL 32091  
**MICRO COMPUTER SYSTEMS, INC.**  
1200 U.S. 91 South  
813 481-1278
- Plantation, FL 33317  
**COMPUTER AGE**  
1005 W. 10th Avenue  
305 791-8000
- Tempe, FL 33099  
**MICRO COMPUTER SYSTEMS**  
4183 67th Avenue  
813 879-4225
- Venice, FL 33595  
**SABA TECH ELECTRONICS**  
400 Rose Ave. Suite 228  
813 465-3579
- Atlanta, GA 30340  
**ATLANTA COMPUTER MART**  
5015 Buford Highway  
404 453-5647
- Marinetta, CA 30060  
**EDUCATIONAL DATA SERVICES**  
111 Orchard Road  
404 928-5419
- Smethport, PA 16820  
**COMPUTERLAND MARIETTA**  
421-628 Parkway  
404 955-0406
- P. H. Rank, PA 16708  
**CAPACITY, INC.**  
P.O. Box 4  
800 275-2930
- Kalpa, Ohio 44197  
**MICROCOMPUTER ENTERPRISES**  
1808 361-2811
- Arlington Heights, IL 60004  
**COMPUTERLAND ARLINGTON HTS.**  
80 Lee Road Road  
714 255-4408
- Chicago, IL 60612  
**BROSCH & BRATTON, INC.**  
517 S. Midland Avenue  
312 735-0200
- Urbana, IL 61802  
**COMPUTER & CONTROL AFFILIATES, INC.**  
478 N. Adams, No. 401  
312 768-4548
- Lombard, IL 60148  
**MIDWEST MICROCOMPUTERS, INC.**  
706 South Main Street  
312 455-9869
- Pepperdine, IL 60136  
**ELUM MICROCOMPUTERS**  
1333 Oak Ridge Avenue  
312 420-4611
- Urbana, IL 61806  
**COMPUTERLAND NILES**  
3111 N. Milwaukee Avenue  
312 967-1714
- Oak Lawn, IL 60453  
**COMPUTERLAND OF OAK LAWN**  
10075 South Cicero Avenue  
714 222-4000
- Rockford, IL 61101  
**EMERALD COMPUTER SYSTEMS**  
2155—2nd Avenue  
815 226-6000
- Schaumburg, IL 60195  
**DATA DOMAIN SCHAUMBURG**  
612 East Algonquin Road  
312 397-4700
- Springfield, IL 62701  
**COMPUTER**  
1706 West Levee  
217 546-7951
- Bloomington, IN 47401  
**DATA DOMAIN**  
221 W. Douds St.  
317 334-3607
- Fort Wayne, IN 46820  
**DATA DOMAIN OF FORT WAYNE**  
285 East State Boulevard  
317 484-7811
- Indianapolis, IN 46208  
**DATA DOMAIN OF INDIANAPOLIS**  
1027 Michigan Road  
317 251-3139
- West Lafayette, IN 47906  
**DATA DOMAIN OF WEST LAFAYETTE**  
270 West Columbia  
317 743-3951
- Missoua, KS 66202  
**COMPUTERLAND**  
5815 Johnson Drive  
913 432-9883
- Overland Park, KS 66206  
**PERSONAL COMPUTER CENTER, INC.**  
3017 W. 96th Street  
913 649-3142
- Leawards, KY 40501  
**DATA DOMAIN OF LEXINGTON**  
206 S. 22nd Avenue  
606 233-1346
- Lexington, KY 40522  
**COMPUTERLAND OF LOUISVILLE**  
813 S. Landon Lane  
606 425-1200
- Lexington, KY 40528  
**DATA DOMAIN OF LOUISVILLE**  
3028 Homopoli Lane  
606 486-2424
- Louisville, KY 40206  
**PRAGMATECH**  
1200 Midland Avenue  
502 895-1230
- Crownpoint, LA 71056  
**MICRO BUSINESS SYSTEMS, INC.**  
7721 Crosswell Rd.  
225 341-3700
- Burlington, MA 01803  
**THE COMPUTER STORE**  
123 Cambridge Street  
617 272-4770
- Concord, MA 01742  
**ZEPHYRUS DATA SYSTEMS INC.**  
11 Bradford St.  
617 369-8641
- College Park, MD 20740  
**INTELLIGENT BUSINESS MACHINES**  
718 Baltimore Avenue, Suite 200  
301 779-7998
- Alexandria, MD 21004  
**MODULAR SYSTEMS, INC.**  
605 Seven Mile Lane  
301 684-2122
- Rockville, MD 20852  
**COMPUTER WORKSHOP**  
1714 Lee Highway  
301 468-0461
- Rockville, MD 20853  
**COMPUTERLAND OF GAITHERSBURG**  
1600 Frederick Road, Room 105  
301 948-7676
- Silver Spring, MD 20901  
**C&M ENGINEERING, INC.**  
9310 North Avenue  
301 589-1775
- Towson, MD 21284  
**COMPUTER ETC.**  
13A Allday Avenue  
301 286-2900
- Ann Arbor, MI 48104  
**NEWARK COMPUTER EXCHANGE**  
1250 North Main Street  
313 994-4445
- Ann Arbor, MI 48104  
**THE COMPUTER STORE**  
118 East Washington  
313 995-7416
- Ann Arbor, MI 48104  
**UNITED MICROSYSTEMS CORP.**  
301 South State Street  
313 668-6008
- Berlin, MD 20813  
**THE ARCADE**  
Route No. 1, Box 793, (Hill Avenue)  
301 629-3034
- Grand Rapids, MI 49508  
**JEPSAN, GROUP**  
4706 Annapolis Drive, S.E.  
616 466-9057
- Keweenaw, MI 49808  
**COMPUTERLAND GRAND RAPIDS**  
2277—28th Street, S.E.  
616 940-2011
- Kroy Oak, MI 48071  
**COMPUTER MART OF ROYAL OAK**  
1800 West 16 Mile Road  
313 578-0900
- Southfield, MI 48034  
**COMPUTERLAND SOUTHFIELD**  
2827 Northparkem Highway  
313 356-8111
- Minneapolis, MN 55454  
**MINNESOTA MICRO SYSTEMS, INC.**  
514 Cedar Avenue South  
612 338-5608
- Chesapeake, MD 20817  
**COMPUTER SYSTEMS CRTS ST. LOUIS**  
1340 Ohio Boulevard  
314 376-8028
- Lake St. Louis, MO 63107  
**DATA DYNAMICS, INC.**  
1003 Lake Saint Blvd., No. 214  
314 625-4200
- Nashua, NH 03060  
**COMPUTERLAND OF NASHUA**  
411 Broadway  
603 889-3238
- Cherry Hill, NJ 08034  
**COMPUTERLAND CHERRY HILL**  
1442 E. Route 70  
609 795-0900
- Clark, NJ 07066  
**S-100, INC.**  
1 White Place  
908 382-1114
- Irving, NJ 08033  
**COMPUTER MART OF NEW JERSEY**  
601 Route No. 27  
908 381-8600
- Morrisstown, NJ 07960  
**COMPUTERLAND OF MORRISTOWN**  
2 De Hart Street  
908 539-2077
- Kenosha, WI 53102  
**BYTE SHOP OF RENO**  
4104 Koralee Lane  
708 826-8000
- Buffalo, NY 14210  
**COMPUTERLAND OF BUFFALO**  
1022 Niagara Falls Boulevard  
716 838-6511
- Buffalo, NY 14226  
**CORSON COMPUTER CORP., INC.**  
3834 Main Street  
716 837-6462
- De Witt, NY 13214  
**COMPUTER SHOP OF SYRACUSE**  
8070 Lee Blvd.  
315 446-1288
- Herkon, NY 11957  
**LOUIS SCHAEFER**  
310 Hamilton Avenue  
516 374-1286
- Holts, NY 13423  
**SYNCHRO-SOUND ENTERPRISES**  
79-25 Jamaica Avenue  
516 448-7907
- Ithaca, NY 14850  
**COMPUTERLAND OF ITHACA**  
225 Elmira Road  
607 277-4888
- New York City, NY 10015  
**BYTE SHOP EAST**  
130 E. 40th Street  
212 689-4204
- New York City, NY 10018  
**COMPUTER MART OF NEW YORK**  
118 Madison Avenue  
212 686-7923
- Rochester, NY 14609  
**COMPUTER HOUSE, INC.**  
271 Madison Avenue  
716 634-9238
- Syracuse, NY 13202  
**MINIMICROMART**  
118 Laves Street  
315 422-4467
- Cincinnati, OH 45249  
**DIGITAL DESIGN**  
2584 Carnegie Rd. (Madison)  
513 561-6733
- Cincinnati, OH 45202  
**21ST CENTURY SHOP**  
St. Catherine Way  
513 551-2111
- Columbus, OH 43201  
**MIDWESTERN DIGITAL ELECTRONICS**  
10 West Lane Avenue, Suite 11  
614 294-2991
- Dayton, OH 45409  
**COMPUTER SOLUTIONS**  
1932 Brown Street  
513 223-2233
- Kent, OH 44240  
**OHIO MICRO SYSTEMS**  
233 South Water Street  
216 478-5200
- Mayfield Heights, OH 44124  
**COMPUTERLAND OF CLEVELAND EAST**  
1388 Sison Center Road  
216 461-1200
- Oklahoma City, OK 73106  
**HIGH TECHNOLOGY**  
811 Northwest 2nd Street  
405 528-8000
- Beaverton, OR 97007  
**BYTE SHOP OF BEAVERTON**  
3483 W. Cedar Hills Boulevard  
503 644-5647
- Eugene, OR 97401  
**REAL ORIGIN COMPUTER CO.**  
305 West North Street, P.O. Box 52  
503 484-1400
- Tigard, OR 97223  
**COMPUTERLAND PORTLAND**  
1200 S.W. Main Street  
503 620-6170
- Tulalip, OR 97140  
**CREATIVE SYSTEMS**  
8101 S.W. Nyberg Road  
503 638-4400
- Albany Park, PA 15001  
**R.D. BROWN CORP.**  
3400 Springfield Drive  
412 844-9945
- Huntington Valley, PA 15006  
**MARLENE SYSTEMS, INC.**  
237 Pittman Avenue  
412 947-4670
- King of Prussia, PA 19406  
**COMPUTER MART OF PENNSYLVANIA**  
150 East 42nd Pl. (Route 202)  
610 257-2620
- Pittsburgh, PA 15217  
**ELECTRONICS PLACE**  
7200 McHugh Road  
412 847-7900
- Warwick, RI 02886  
**COMPUTER POWER, INC.**  
100 Brook Road  
401 738-4477
- Columbia, SC 29205  
**BYTE SHOP OF COLUMBIA**  
Crown Street  
803 771-7824
- Memphis, TN 38103  
**COMPUTER STORE**  
7322 Courtland Place  
901 274-1138
- Nashville, TN 37206  
**COMPUTER WORLD**  
623 Main Street  
615 244-8094
- Nashville, TN 37211  
**SURVA CORPORATION**  
5755 Nolensville Road  
615 834-6600
- Annapolis, TN 37019  
**COMPUTER CORNER, INC.**  
1000 South Georgia St., No. 3  
866 355-8118
- Knox, TN 37927  
**COMPUTERLAND ALSTIN**  
1200 Anderson Lane  
615 432-7971
- Austin, TX 78731  
**COMPUTER'S THINGS**  
8251 Hancock Drive  
512 433-9793
- Corpus Christi, TX 78411  
**MICRO SYSTEMS SERVICES, INC.**  
1301 Everhart, Suite H—P.O. Box 6335  
361 565-6716
- Dallas, TX 75241  
**COMPSHOP**  
211 Krypton Park, 1933 North Central  
214 334-3412
- Houston, TX 77027  
**COMPUTERLAND OF S.W. HOUSTON**  
6429 Westheimer  
713 977-9069
- Houston, TX 77006  
**COMPUTERTECH**  
2400 Richmond Avenue  
713 526-6534
- Houston, TX 77006  
**INTERACTIVE COMPUTERS**  
7846 E. Dabrowski, P.O. Box 3634  
713 977-7937
- Houston, TX 77098  
**THE MDS**  
183 Richmond Avenue  
713 527-8000
- Lubbock, TX 79412  
**COMPUTER MART OF W. TEXAS**  
306 S. Avenue 2  
806 765-7134
- Richardson, TX 75080  
**THE MICRO STORE**  
834 South Central Expressway  
214 331-1006
- Provo, UT 84601  
**THE COMPUTER WORKS**  
225 South State Street, P.O. Box N  
801 373-7522
- Alexandria, VA 22304  
**COMPUTER PLUS, INC.**  
1783 Pickett Street  
703 751-5656
- McLean, VA 22101  
**COMPUTER SYSTEMS STORE**  
1948 Chain Bridge Road  
703 871-8133
- Bellevue, WA 98007  
**COMPUTERLAND BELLEVUE**  
6140 N.E. 20th  
206 746-2070
- Federal Way, WA  
**COMPUTERLAND SOUTHWING KING CITY**  
1000 South 336th St.  
Parkway Center, Suite 12  
206 836-5363
- Seattle, WA 98115  
**THE RETAIL COMPUTER STORE**  
401 E. 2nd Street  
206 324-4103
- Tacoma, WA 98409  
**COMPUTERLAND TACOMA**  
8791 South Tacoma Way  
206 561-0281
- Appleton, WI 54911  
**SOUND WORLD, INC.**  
3015 W. Wisconsin Avenue  
414 734-7308
- Madison, WI 53711  
**THE MADISON COMPUTER STORE**  
186 Monmouth Street  
608 255-5152
- Madison, WI 53712  
**COMPUTERLAND MADISON**  
605 S. Winslow Way  
608 277-2020
- Milwaukee, WI 53208  
**MILWAUKEE MICROCOMPUTER STORE**  
1740 West North Avenue  
414 445-4200
- Orlando, FL 32805  
**MICROCOM MICROCOMPUTERS**  
5181 U.S. 19 North  
408 783-1808
- Racine, WI 53405  
**COMTEK TRON TV**  
2111 Lafayette Avenue  
414 637-2003
- Carrollton, VA, Australia  
**COMTEK TRON TV**  
2111 Lafayette Avenue  
414 637-2003
- Croydon, VA, Australia, 2136  
**REAL ORIGIN ART & EDUCATION**  
P.O. Box 99
- Prattville, Victoria, Australia, 391  
**GENIUS MICRO COMPUTERS**  
P.O. Box 99
- Lydney, NSW, Australia, 2000  
**COMPUTERLAND SYDNEY**  
52-54 Clarence St.  
111-1A-2467
- West Perth, WA, Australia  
**AUSTRALIAN COMPUTER PRODUCTS**  
1300 Hay Street  
091 222-6927
- 3-2401 Fishburne, Australia  
**KREBS G.E. M.B.H.**  
Hamburgher Strasse 14  
022 32681823
- Calgary, Alberta, Canada  
**ROB-TRONICS**  
59-A Avenue N.W.  
403 267-9696
- Montreal, Quebec, Can. H3B 3C3  
**FUTUR BITE, INC.**  
1191 Phillips Square  
514 661-1120
- Toronto, Ont., Can. M4C 2B1  
**COMPUTER MART, LTD.**  
1243 Bayview Avenue  
416 464-9708
- Toronto, Ont., Can. M4R 1A1  
**FIRST CANADIAN COMPUTER STORE**  
841 Eglinton Avenue West  
416 462-8000
- Toronto, Ont., Can. M5Y 1Z1  
**TECHNOCRON, LTD.**  
186 Queen Street West  
416 598-2600
- Calgary, Alta., Can. T2T 4T1  
**THE COMPUTER SHOP**  
1113 Eglinton Street, S.W.  
403 243-2901
- Little Paxton, Huntingdon, Cambs,  
Cambs., England PE18 6J1  
**COMARK LIMITED**  
24A Market Street  
0480 275-940
- Paris 75017, France  
**COMPUTER BOUTIQUE**  
149 Avenue de Wagram
- Chiyodaku, Tokyo 100, Japan  
**BYTE SHOP SAGOH**  
1-8-4 Sotomanda  
03 258-1194
- Kaifuwa City, Chiba Pr. 227, Japan  
**BELKITTE K.K.**  
1-5-2 Chome Kapp  
0476 386-1000
- IEE CORPORATION  
4-3-3 Chome, Roppongi, Minato-ku  
03 556-1111
- Mexico 10, D.F., Mexico  
**INTELEX, S.A.**  
P.O. Box 10 Santos 70  
053 516-9970
- Makati, Rizal, The Philippines  
**DECISION SYSTEMS CORP.**  
100 Antonio St., 4/F, Rizal  
Village
- 10052 Stockholm 79, Sweden  
**DATARESEARCH KONVULT AB**  
Fack 2  
403 Basel, Switzerland  
061-567-213
- 403 Basel, Switzerland  
061-567-213
- 801 Zurich, Switzerland  
**COMICO AC**  
Baldenerstrasse 281
- 11890 4400, Munster, W. Germany  
**BASIS MICROCOMPUTER VETREIB**  
Vom-Jordan-Strasse 35  
02501-4000
- 2000 Neudorf, Westphalia, W. Germany  
**DIGITRONIC COMPUTER SYSTEMS**  
Im Der Doppelstrasse 3-5  
04103-7391

INTERNATIONAL

• DENOTES SYSTEMS THREE DEALER





## Foreground

- 58 A "TINY" PASCAL COMPILER, Part 1: The P-Code Interpreter  
*Software—Chung-Yuen*
- 94 LET YOUR FINGERS DO THE TALKING: Scanner Applications  
*Software—Ciarcia*
- 102 S2L: AN ALTAIR (S-100) TO LSI-11 BUS ADAPTER  
*Hardware Design—Bondy*
- 166 WADUZITDO: How To Write a Language in 256 Words or Less  
*Languages—Kheriaty*

## Background

- 22 THE MATHEMATICS OF COMPUTER GRAPHICS  
*Graphics—Posdamer*
- 40 APL AND GRAPHICS  
*Software—Kellerman*
- 68 SOME WORDS ABOUT PROGRAM STRUCTURE  
*Software—Hearn*
- 82 ANTIQUE MECHANICAL COMPUTERS: The Torres Chess Automaton  
*History—Williams*
- 114 MATH IN THE REAL WORLD  
*Software—Boney*
- 156 GRAPHIC MANIPULATIONS USING MATRICES  
*Graphics—Hungerford*

## Nucleus

- 4 In This BYTE
- 6 On Entering Our Fourth Year
- 10 The NCC '78 Personal Computer Show
- 17 Letters
- 54 BYTE's Bits
- 54 BYTE's Bugs
- 120 Event Queue
- 123 Programming Quickies: Plugging the KIM-2 Gap
- 124 Clubs and Newsletters Directory
- 145 Book Reviews
- 147 Technical Forum: Making an H9 Understand Lower Case
- 177 What's New?
- 206 Unclassified Ads
- 208 BOMB
- 208 Reader Service



BYTE is published monthly by BYTE Publications Inc, 70 Main St, Peterborough NH 03458. Address all mail except subscriptions to above address: phone (603) 924-7217. Address all editorial correspondence to the editor at the above address. Unacceptable manuscripts will be returned if accompanied by sufficient first class postage. Not responsible for lost manuscripts or photos. Opinions expressed by the authors are not necessarily those of BYTE. Address all subscriptions, change of address, Form 3579, and fulfillment complaints to BYTE Subscriptions, PO Box 590, Martinsville NJ 08836. Second class postage paid at Peterborough NH 03458 and at additional mailing offices—USPS Publication No. 102410. Canadian second class registration No. 9321. Subscriptions are \$15 for one year, \$27 for two years, and \$39 for three years in the USA and its possessions. In Canada and Mexico, \$17.50 for one year, \$32 for two years, and \$46.50 for three years. \$25 for a one year subscription by surface mail worldwide. Air delivery to selected areas at additional rates available upon request. \$25 for a one year subscription by air delivery to Europe. Single copy price is \$2.00 in the USA and its possessions, \$2.40 in Canada and Mexico, \$3.50 in Europe, and \$4.00 elsewhere. Foreign subscriptions and sales should be remitted in United States funds. Printed in United States of America. Each separate contribution to this issue and the issue as a collective work copyright © 1978 by BYTE Publication Inc. All rights reserved.

**PUBLISHERS**  
Virginia Londoner  
Gordon R Williamson  
**EDITOR IN CHIEF**  
Carl T Helmers Jr  
**VICE-PRESIDENT, PRODUCTION**  
Judith Havey  
**PRODUCTION MANAGER**  
Karen Gregory  
**ADVERTISING DIRECTOR**  
John Hayes  
**CIRCULATION MANAGER**  
Gregory Spitzfaden  
**SENIOR EDITOR**  
Christopher P Morgan  
**EDITOR**  
Raymond G A Cote  
**PRODUCTION EDITORS**  
Nancy Salmon  
David William Hayward  
**PRODUCTION ASSISTANT**  
Cheryl A Hurd  
**PRODUCTION ART**  
Stephen Kruse  
Wai Chiu Li  
Dorothy Shamonsky  
Ellen Shamonsky  
**NEW PRODUCTS EDITOR**  
**CLUBS, NEWSLETTERS**  
Laura A Hanson  
**ASSISTANT ADVERTISING DIRECTOR**  
Patricia Clark  
**ADVERTISING PRODUCTION COORDINATOR**  
Thomas Harvey  
**ADVERTISING ASSISTANTS**  
Noreen Bardsley  
Jill Callihan  
**COMPROLLER**  
Kevin Maguire  
**ASSISTANT TO COMPROLLER**  
Ruth M Walsh  
**EDITORIAL ASSISTANT**  
Gale Britton  
**CIRCULATION ASSISTANTS**  
Christine Dixon  
Ann Graves  
Pamela R Heaslip  
Agnes E Perry  
**DEALER SALES**  
Ginnie F Boudrieau  
**TRAFFIC MANAGER**  
Rick Fuelle  
**RECEPTIONIST**  
Jacqueline Earnshaw  
**DRAFTING**  
Techart Associates  
**DRAWING EDITOR**  
Kent Richard  
**TYPOGRAPHY**  
Goodway Graphics  
**PHOTOGRAPHY**  
Ed Crabtree  
**PRINTING**  
The George Banta Company  
**ASSOCIATE EDITOR**  
Daniel Fylstra  
**ASSOCIATES**  
Walter Banks  
Steve Ciarcia  
David Fylstra  
Portia Isaacson

**BOOK DIVISION:**  
**PUBLISHER**  
Thomas J Herman  
**PRODUCTION MANAGER**  
Edmond C Kelly Jr  
**EDITOR**  
Richard Shuford  
**PRODUCTION ASSISTANT**  
Katherine LaHive

**ADVERTISING SALES REPRESENTATIVES:**  
**EAST, MIDWEST**  
Hajar Associates Inc  
17 Durant St  
West Roxbury MA 02132  
(617) 325-5380

100 W Chicago Av  
Chicago IL 60610  
(312) 337-8008

**WEST, SOUTHWEST**  
Buckley/Boris Associates Inc  
912 South Barrington, Suite 202  
Los Angeles CA 90049  
(213) 826-4621

**DISTRIBUTORS:**  
**EASTERN CANADA**  
RS-232 Distribution Company  
186 Queen St W, Suite 232  
Toronto ONTARIO

**WESTERN CANADA**  
Kitronic Ltd  
26236 26th Av RR 5  
Aldergrove BC V0X 1A0

Subscription WATS Line: (800) 258-5485



# In This


# BYTE

## About the Cover. . .

The computer artwork for the cover of this issue of BYTE is the work of Ed Kellerman, whose article appears on page 40. It was done using the facilities of IBM in Endicott NY, with the APL language as the major tool and a Tektronix plotter for producing the black images for the various colors of the line drawing component of the cover.

But we looked at the resulting artwork, and then asked Ed if he would allow us to provide some additional hand coloration by Ellen Shamonsky of our art department. (Ellen is the person responsible for the airbrush work on July 1978's cover, which we forgot to credit in that issue.) Ellen provided the multi-colored airbrush background for the present cover, using the artwork supplied by Ed as the guide for positioning the various zones.

A background in vectors and matrices can give you a set of powerful tools for manipulating shapes on a graphics display. Read Jeffrey L. Posdamer's **The Mathematics of Computer Graphics**. You may find that the mathematics is not as difficult as you think. *page 22*



As other articles in this issue demonstrate, matrix operations are one

method of manipulating graphics. The manipulations become simpler when the implementation language is designed to work with matrices. APL is such a language. Eduardo Kellerman gives us a taste of what happens when you mix APL and Graphics. *page 40*

In this issue Kin-Man Chung and Herbert Yuen start a series of articles detailing the design and construction of A "Tiny" Pascal. Part 1 contains an overall view of the project along with a detailed look at an interpreter for pseudocode which is what the Pascal source program will be compiled into. The Pascal project emphasizes the portability of the language by compiling from Pascal to pseudocode which will then have an individual interpreter for every different machine. *page 58*

What constitutes a program, and what is the proper way to write one? Proper is a loaded word, but if ease of thought and unambiguity are goals of the effort, **Some Words About Program Structure** by Albert D Hearn will be a good starting point for the novice. *page 68*

This month we conclude Dr James Williams's three part series on **Antique Mechanical Computers** with Part 3: **The Torres Chess Automaton**. Incredible as it may seem, Leonardo Torres built a working chess automaton in 1911. After a discussion about early concepts in the first "thinking" machines, the chess automaton is described in detail in this article. Dr Williams concludes the series with some philosophical speculations about automata. *page 82*


Steve Ciarcia completes his description of a non-contact scanner by describing the software that will **Let Your Fingers Do the Talking**. *page 94*

In an extended Technical Forum discussion, Jonathan Bondy presents a preliminary design for **S2L: An**

**Altair (S-100) to LSI-11 Bus Adapter**. Here is a starting point for those interested in taking advantage of numerous personal computing peripherals in combination with the 16 bit Digital Equipment Corporation LSI-11 computer. *page 102*

If you intend to use your computer for arithmetic operations it is necessary to have a floating point arithmetic package. Joel Boney's article on implementing a binary floating point package will help you implement **Math in the Real World** if you don't have an appropriate package at your fingertips in a high level language or program library. *page 114*


A displayed object can be defined within a matrix in a program. Once the object has been so defined it is a simple matter to perform **Graphic Manipulations Using Matrices** as described by Joel Hungerford.



*page 156*

Are you faced with the prospect of owning a just built computer system bare of all niceties such as BASIC or even assembler? Somehow, it is difficult to impress noncomputer people by adding 1 to 1 to get 10. Larry Kheriaty has an interesting language to solve this problem. For Larry's solution read **WADUZITDO: How to Write a Language in 256 Words or Less**. *page 166*





## WE'RE FIRST IN TWO... AND WE THANK YOU.

We are what our friends, you the ComputerLand customer, make us.

You support growth. And ComputerLand expands. There are stores across the nation serving you.

You're quality oriented. That's why your ComputerLand store has the widest selection of the finest computer systems and software anywhere.

You have high professional standards.

These set the guidelines for your ComputerLand staff... experts who can analyze and fill needs at all levels.

You settle for nothing less than complete solutions. That's what gives your store national recognition for its products and service.

In short, you give direction for growth. This is what has made your store #1, in just two short years.

## COME TO THE PARTY

And, we're hosting a gigantic birthday party... To celebrate our shared success. On September 23, all day. At your local ComputerLand store.

Bring your family, your friends. And join in the fun.

It's our way of saying thanks... for yesterday, today and tomorrow.

### ComputerLand™

14400 Catalina Street, San Leandro, CA 94577 (415) 895-9363

- |                       |   |   |                      |                   |                       |                                       |                    |                     |                              |                         |   |                      |                                    |                        |                   |   |                              |                      |                      |                     |                       |                   |  |  |
|-----------------------|---|---|----------------------|-------------------|-----------------------|---------------------------------------|--------------------|---------------------|------------------------------|-------------------------|---|----------------------|------------------------------------|------------------------|-------------------|---|------------------------------|----------------------|----------------------|---------------------|-----------------------|-------------------|--|--|
| <b>AL:</b> Huntsville | <b>CA:</b> Dublin<br>El Cerrito<br>Hayward<br>Inglewood | <b>LA:</b> Lawndale<br>Los Altos<br>Mission Viejo<br>San Bernardino<br>San Diego<br>San Francisco<br>San Jose | <b>CT:</b> Fairfield | <b>DE:</b> Newark | <b>FL:</b> Boca Raton | <b>Ft. Lauderdale:</b> Ft. Lauderdale | <b>GA:</b> Atlanta | <b>HI:</b> Honolulu | <b>IL:</b> Arlington Heights | <b>IN:</b> Indianapolis | <b>IA:</b> Downers Grove<br>Niles<br>Oak Lawn<br>Peoria | <b>MD:</b> Rockville | <b>MI:</b> Detroit<br>Grand Rapids | <b>MN:</b> Minneapolis | <b>NH:</b> Nashua | <b>NJ:</b> Cherry Hill<br>Morristown<br>Paramus | <b>NY:</b> Buffalo<br>Ithaca | <b>NC:</b> Charlotte | <b>OH:</b> Cleveland | <b>OR:</b> Portland | <b>PA:</b> Harrisburg | <b>TX:</b> Austin | <b>WA:</b> Bellevue<br>Federal Way<br>Tacoma | <b>WI:</b> Madison<br>INT'L: Sydney, Australia<br>Winnipeg, Canada |
|-----------------------|---|---|----------------------|-------------------|-----------------------|---------------------------------------|--------------------|---------------------|------------------------------|-------------------------|---|----------------------|------------------------------------|------------------------|-------------------|---|------------------------------|----------------------|----------------------|---------------------|-----------------------|-------------------|--|--|



# Editorial

## On Entering Our Fourth Year

### Articles Policy

BYTE Publications Inc is continually seeking quality manuscripts written by individuals who are applying personal computer systems, designing such systems, or who have knowledge which will prove useful to our readers. For a more informal description of procedures and requirements, potential authors should send a self-addressed, stamped envelope to BYTE Authors' Guide, 70 Main St, Peterborough NH 03458.

Articles which are accepted are purchased with a rate of \$45 per published page, based on technical quality and suitability for the intended readership. As to articles appearing in BYTE magazine, each month, the authors of the two leading articles in the reader poll (BYTE's Ongoing Monitor Box or "BOMB") are presented with bonus checks of \$100 and \$50. Unsolicited materials should be accompanied by full name and address, as well as return postage. ■

By Carl Helmers

With this issue, we begin our fourth year of publication of BYTE magazine. The project remains as exciting, if not more so, than when we first put together an issue of the magazine in the summer of 1975. A lot has changed as the people involved with this publication have grown and learned about the process of magazine production. Yet a lot remains similar.

The basic goal of this magazine is not likely to change: to provide readers with a continuing stream of novel ideas and information about computers and related fields.

The assumption made about the BYTE reader is that he or she possesses curiosity combined with a willingness to experiment with and learn about topics related to computers and computing. To this end we provide a wealth of tutorials on hardware and software aspects of computer science — as well as specific "do it yourself" items on neat projects which can be done by the reader. And all this is tied together with an emphasis on the fun which can be had through the use of computing technology in various ways.

We started out with this idea about the goals of the magazine, and no real knowledge about how far we could take it. After all, the skeptics (on occasion including myself) would ask, can there be that many people interested enough in computers to buy your magazine? But, reflecting the growth of personal computing manufacturing, we went from a 96 page black and white first issue to a 208 page typical current issue, from essentially 0 circulation as of the decision to start the magazine to a present circulation in excess of 140,000 paid copies per month. Perhaps we even played a small part in promoting that growth by providing our advertising and editorial content as a service to the industry. ■





# HORIZON

## THE COMPLETE COMPUTER



### Look To The North Star HORIZON Computer.

**HORIZON™**— a complete, high-performance microprocessor system with integrated floppy disk memory. HORIZON is attractive, professionally engineered, and ideal for business, educational and personal applications.

To begin programming in extended BASIC, merely add a CRT or hard-copy terminal. HORIZON-1 includes a Z80A processor, 16K RAM, minifloppy™ disk and 12-slot S-100 motherboard with serial terminal interface — all standard equipment.

#### WHAT ABOUT PERFORMANCE?

The Z80A processor operates at 4MHz — double the power of the 8080. And our 16K RAM board lets the Z80A execute at full speed. HORIZON can load or save a 10K byte disk program in less than 2 seconds. Each diskette can store 90K bytes.

#### AND SOFTWARE, TOO

HORIZON includes the North Star Disk Operating System and full extended BASIC on diskette ready at power-on. Our BASIC, now in widespread use, has everything desired in a BASIC, including sequential and random disk files, formatted output, a powerful line editor, strings, machine language CALL and more.

#### EXPAND YOUR HORIZON

Also available—Hardware floating point board (FPB); additional 16K memory boards with parity option. Add a second disk drive and you have HORIZON-2. Economical serial and parallel I/O ports may be installed on the motherboard. Many widely available S-100 bus peripheral boards can be added to HORIZON.

#### QUALITY AT THE RIGHT PRICE

HORIZON processor board, RAM, FPB and MICRO DISK SYSTEM can be bought separately for either Z80 or 8080 S-100 bus systems.

HORIZON-1 \$1599 kit; \$1899 assembled.

HORIZON-2 \$1999 kit; \$2349 assembled.


16K RAM—\$399 kit; \$459 assembled; Parity option \$39 kit; \$59 assembled. FPB \$259 kit; \$359 assembled. Z80 board \$199 kit; \$259 assembled. Prices subject to change. HORIZON offered in choice of wood or blue metal cover at no extra charge.

Write for free color catalogue or visit your local computer store.

**NORTH STAR ★ COMPUTERS**

2547 Ninth Street • Berkeley, California 94710 • (415) 549-0858







# Sol.<sup>®</sup> The small computer that won't fence you in.

A lot of semantic nonsense is being tossed around by some of the makers of so-called "personal" computers. To hear them tell it, an investment of a few hundred dollars will give you a computer to run your small business, do a great amount of financial planning, analyze a host of data in the engineering or scientific lab and when day is done play games by the hour.

Well, the games part is true. The rest of the claims should be taken with a grain of salt. All of the personal computers will help you learn about computers and how they work in general and the kinds of things they can do for you. Only a few have the capacity to grow and handle meaningful work in a very real sense. And they don't come for peanuts.

## **Remember, there's no free lunch.**

So before you buy any personal computer, consider Sol,<sup>®</sup> the small computer. Consider it because it costs more at the start so in the end it costs less. Consider it because it can grow with the complexity of the tasks you ask it to perform and grow with your ability to use it. No, it's not cheap. But it's not a delusion either.

From the very beginning, Sol small computer systems were designed to be at the very top of the microcomputer spectrum. We designed them so you wouldn't have to add costly extras to do many jobs. We designed them so you could add quality peripherals and more memory to take care of more complex tasks. We designed them

to use the best fully supported disk operating system on the market today, PTDOS, which we also designed. We designed them to use our Helios II mass memory. And for Sol small computer systems we designed new and adapted existing software to give you the choice of the best on the market today.

## **Build computer power with our software.**

No system is complete without software, and at Processor Technology we have tailored a group of high level languages, and assembler and other packages to suit the wide capabilities of our hardware.

Take a look at our exclusive Extended BASIC as an example. In cassette form, this BASIC features string and advanced file handling, special screen commands, timed input, complete matrix, logarithmic and trigonometric functions, 8 digit precision and square root. The language handles serial access files, provides tape rewind and offers cursor control for graphics capability.

The disk version has all the number crunching talents of the cassette BASIC plus instant access to data and programs on floppy disks. It includes random as well as sequential files and a unique ability to update sequential data in place.

Processor Technology FORTRAN is similar to FORTRAN IV and has a full set of extensions designed for the "stand alone" computer environment. Thousands of special application programs available through books and periodicals have

already been written in this well established language.

Processor Technology PILOT is an excellent language for teachers. It is a string-oriented language designed expressly for interactive applications such as programmed instruction, drill and testing.

## **No wonder we call it the serious solution to the small computer question.**

It's the small computer system to do the general ledger and the payroll. Solve engineering and scientific problems. Use it for word processing. Program it for computer aided instruction. Use it anywhere you want versatile computer power!

## **Sold and serviced only by the best dealers.**

Sol Systems are sold and serviced by an outstanding group of conveniently located computer stores throughout the United States and Canada. They are also available in Australia, Europe, the United Kingdom, Central America, South America, Japan and Singapore.

For more information contact your nearest dealer listed on page 123. Or write Department B, Processor Technology Corporation, 7100 Johnson Industrial Drive, Pleasanton, CA 94566. Phone (415) 829-2600.

## **In sum, all small computers are not created equal and Sol users know it to their everlasting satisfaction.**

Circle 305 on inquiry card.

**Processor Technology**



# The NCC '78 Personal Computer Show

Chris Morgan, Senior Editor




Photo 1: Complex high resolution graphics created with UCSD Pascal.



Photo 2: Color graphics being generated by Exidy's new Sorcerer personal computer.




Photo 3: 8 K content addressable memory board from Semionics. The \$525 price tag is the lowest we've seen for this type of memory.

The official attendance was 57,240—that's how many people came to the National Computer Conference in Anaheim CA June 5 thru 8.

Easily the biggest computer show in history, the NCC overflowed the huge Anaheim convention center into a neighboring garage annex converted to handle the extra booths. The personal computing section of the show has grown into a major show of its own in just two years: the crowds there were no less impressive than at the main show.

A diversity of products greeted visitors to the show: everything from digitizers to compilers; Pascal to peripherals; color video systems to surplus parts; and so on. One of the most significant hardware devices on view was an 8 K content addressable memory board for the S-100 bus from Semionics in Berkeley CA. In a normal memory, the address of data is input, and the memory reads from (or writes to) its



# The \$6,995 DP Center.



## The IMSAI VDP-80

Until now, owning real computing power meant paying unreal prices. The IMSAI VDP-80 Video Data Processor is a complete computer, intelligent terminal and megabyte floppy disk mass storage system including disk operating system (IMDOS) and BASIC software. All in one compact cabinet. All for just \$6995.\* A complete desk top DP center.

For small business applications, the VDP-80 places a stand-alone computer at your fingertips. And, our full line of add-on peripherals assures that the system can be expanded as your needs do.

For the large business user, with an existing central mainframe, the VDP-80 is the ultimate remote processor. You have the advantage of powerful local processing capability, plus the epitome in cost-effectiveness for implementing a distributed data communications network.

Take a close look at the following features. Then you'll know why we call our VDP-80 the desk top DP center.

□ **Powerful, High-Speed, Central Processor.** 3mHz Intel 8085 microprocessor. 32K or 64K RAM memory. Parallel and serial I/O. Asynch, synch, and bisynch communications. Programmable baud rates (.05-56 KB).

□ **Megabyte Mass Storage.** PerSci dual floppy, double density disk drives standard. One million byte storage capacity. Three dual floppy drives can be added-on providing 4 million bytes of on-line storage.

□ **Drives, Printers, Plotters, Terminals, Modems and Tape Drives.** Supports up to six terminals or modems, and four tape drives. Drives plotters, serial printers and line printers (up to 300 lpm).

□ **12" CRT, 24x80 Field, Memory-Mapped, EPROM Controlled Font.** Character and line insert/delete allows fast program correction and text editing. Inverse video and programmable field allows highlighting or enlarging graphic information display. Titled fields protect information blocks from being written over accidentally. EPROM controlled font (up to 256 different characters) allows foreign language and special purpose character forms. Video board includes 4K memory-mapped refresh RAM.

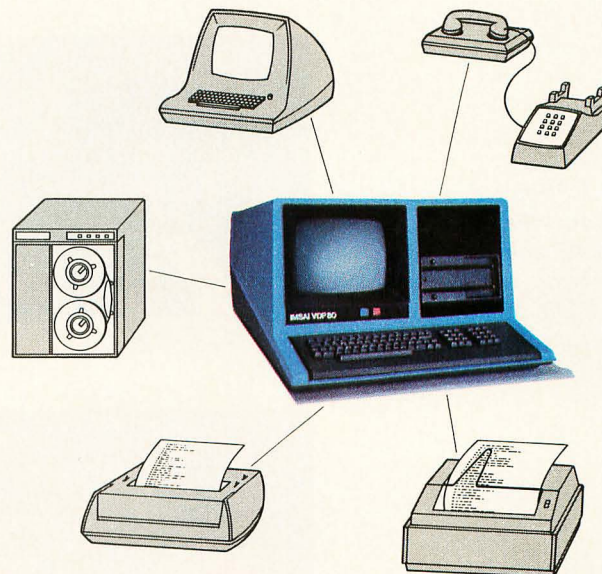
□ **Alphanumeric Intelligent Keyboard.** 62-pad main keyboard. Programmable 12-pad control keyboard. Standard typewriter and calculator keyboard layouts. N-key rollover reduces operator error during high-speed data entry.

□ **Commercial BASIC, FORTRAN IV, IMDOS Software.** Built-in ROM monitor allows extensive debugging and diagnostics. BASIC, interactive or compiler version. FORTRAN IV, Level 2 Ansi compiler. IMDOS-IMSAI's multi-disk operating system.

Distributed processing, financial reporting and analysis, word processing, whatever your application, the VDP-80 is your answer.

**Visit your dealer for information, or dial (415) 483-2093 and we'll tell you how you can put our \$6,995 DP Center on your desk top. When it comes to small business computers, Just Ask IMSAI.**

\*Base price VDP-80/1000 \$6,995, with 32K RAM memory and dual double density floppy disk drive. U.S. Domestic Price Only. Features and prices subject to change without notice.



IMSAI Manufacturing Corporation  
14860 Wicks Boulevard  
San Leandro, CA 94577  
(415) 483-2093 TWX 910-366-7287

**IMSAI®**  
The Standard of Excellence  
in Microcomputer Systems

IMSAI EUROPE  
Europa Terrassen  
8 Rue Jean Engling  
Dommeldange, Luxembourg 43-67-46  
Telex 1428



Photo 4: A throng of people attends the Micro Mouse Maze heat being run by James Hamblen's large economy size "mouse," shown, which traversed the maze in 4:32:28 minutes — the second best time for the show.




Photo 5: Compucolor Model 3 with optional keyboard displaying some unseasonal color graphics. The unit is undoubtedly one of the most cost effective full color graphics systems on the consumer market. Only 117 more shopping days left.




Photo 6: Color expansion board for the RCA Cosmac VIP computer. The board costs \$89 and generates eight colors as well as musical tones.



Photo 7: Homebrew 3 voice computer controlled music synthesizer built by John Pratt and Don Shertz of Monterey CA.



contents at that address. In a content addressable memory, the data being sought is presented to the memory, and the memory returns the address of that data (or a suitable code if the data cannot be found.)

The UCSD Pascal Project people were on hand with some impressive graphics displays generated using the Pascal language, and John Pratt and Don Shertz of Monterey CA displayed their homebrew computer music synthesizer which sounded very good.


Mary Ann Duganne and Hal Glicksman displayed a program designed to help Mary's 7 year old son John who has cerebral palsy. Two widely spaced keys on the keyboard are activated by John's fists to move a cursor on a screen and spell out words. For more information, write Hal Glicksman, 76 Market St, Venice CA 90291.

The first entries competed in the amazing Micro Mouse Maze contest, cosponsored by *IEEE Computer* and *Spectrum* magazines. The object was to design a self-powered electronic "mouse" that could solve a maze in the fastest possible time. The sponsors of the contest were amazed (pun intended) at the response to the contest call: over 6000 people wrote for contest kits. Maze trials will be conducted at various computer shows over the next two years before a winner is declared.

These are just some of the highlights of a tremendous show. Next year the NCC will be in New York City. If attendance figures continue to climb at this rate, they'll have to hold the show in Madison Square Garden. ■



# "Our goal was to produce 100% reliable business programs."



"What do we mean by reliable programs? Three things: good program design, documentation, and full support.


**DESIGN** Good program design meets a wide variety of customer needs without reprogramming.

Our programs are comprehensive yet retain their flexibility. They allow convenient backup, are easy to use and have been thoroughly tested and field proven.

**DOCUMENTATION** We consider the quality of the documentation to be as important as the programs themselves. That's why our manuals are clear, concise and complete.

**SUPPORT** And when it comes to support we're second to none. We release periodic updates, answer your questions and are available to provide technical assistance. Now *that's* reliable."

Our growing Business Systems series currently includes: **GENERAL LEDGER**, **ACCOUNTS RECEIVABLE**, **NAD** (Name and Address File system), **QSORT** (full disk sort/merge), and **CBASIC** (a powerful business Basic). For details, contact our sales manager, Richard Ellman.



Keith Parsons, President  
Alan Cooper, VP, Systems Development

Circle 351 on inquiry card.

## Structured Systems Group

5615 KALES AVE. DEPT. B6 OAKLAND, CA 94618 (415) 547-1567

All systems are compatible with any Z-80 or 8080 CP/M™ system.



# Why Apple II is the world's best selling personal computer.



satisfaction a personal computer can bring, today and in the future.

## 15 colors & hi-resolution graphics, too.

Don't settle for a black and white display! Connect your Apple to a color TV and BASIC gives you instant command of three display modes: Text, 40h x 48v Color-graphics in 15 colors, and a 280h x 192v High Resolution array that lets you plot graphs and compose 3-D images. Apple gives you the added capability of combining text and graphics, too.

## Back to basics, and assembly language too.

Apple speaks three languages: fast integer BASIC, floating point BASIC for scientific and financial applications, and 6502 assembly language. That's maximum programming flexibility. And, to preserve user's space, both integer BASIC and monitor are permanently stored in 8K bytes of ROM, so you have an easy-to-use, universal language instantly available. BASIC gives you graphic commands: COLOR=, VLIN, HLIN, PLOT and SCRN. And direct memory access, with PEEK, POKE and CALL commands.

## Software: Ours and yours.

There's a growing selection of pre-programmed software from the Apple Software Bank — Basic Finance, Checkbook, High Resolution Graphics and more. Now there's a User Section in our bank, to make it easy for you to obtain programs developed

Apple II Reference Manual January 1978



owners on top of what's new.

Apple is so powerful and easy to use that you'll find dozens of applications. There are Apples in major universities, helping teach computer skills. There are Apples in the office, where they're being programmed to control inventories, chart stocks and balance the books. And there are Apples at home, where they can help manage the family budget, control your home's environment, teach arithmetic and foreign languages and, of course, enable you to create hundreds of sound and action video games.

When you buy an Apple II you're investing in the leading edge of technology. Apple was the first computer to come with BASIC in ROM, for example. And the first computer with up to 48K bytes RAM on one board, using advanced, high density 16K devices. We're working to keep Apple the most up-to-date personal computer money can buy. Apple II delivers the features you need to enjoy the real

**W**hich personal computer will be most enjoyable and rewarding for you? Since we delivered our first Apple® II in April, 1977, more people have chosen our computer than all other personal computers combined. Here are the reasons Apple has become such an overwhelming favorite.

Apple is a fully tested and assembled mainframe computer. You won't need to spend weeks and months in assembly. Just take an Apple home, plug it in, hook up your color TV\* and any cassette tape deck — and the fun begins.

To ensure that the fun never stops, and to keep Apple working hard, we've spent the last year expanding the Apple system. There are new peripherals, new software, and the Apple II Basic Programming Manual. And wait till you see the Apple magazine to keep





by other Apple owners. Our Software Bank is your link to Apple owners all over the world.

## Alive with the sound of music.

Apple's exclusive built-in speaker delivers the added dimension of sound to your programs. Sound to compose electronic music. Sound to liven up games and educational programs. Sound, so that any program can "talk" back to you. That's an example of Apple's "people compatible" design. Another is its light, durable injection-molded case, so you can take Apple with you. And the professional quality, typewriter-style keyboard has n-key rollover, for fast, error-free operator interaction.



## Apple is the proven computer.

Apple is a state-of-the-art single board computer, with advanced LSI design to keep component count to a minimum. That makes it more reliable. If glitches do occur, the fully socketed board and built-in diagnostics simplify troubleshooting. In fact, on our assembly line, we use Apples to test new Apples.

\*Apple II plugs into any standard TV using an inexpensive modulator (not included).

\*\*In California, call 408/996-1010.

## Apple peripherals are smart peripherals.

Watch the far right column of this ad each month for the latest in our growing family of peripherals. We call them "intelligent interfaces." They're smart peripherals, so you can plug them in and run them from BASIC without having to develop custom software. No other personal computer comes close to Apple's expandability. In addition to the built-in video interface, cassette I/O, and four A/D inputs with two continuously variable game paddles, Apple has eight peripheral slots, three TTL inputs and four TTL outputs. Plus a powerful, state-of-the-art switching power supply that can drive all your Apple peripherals.

## Available now.

Apple is in stock and ready for delivery at a store near you. Call us for the dealer nearest you. Or, for more details and a copy of our "Consumer's Guide to Personal Computers," call 800/538-9696\*\* or write Apple Computer, Inc., 10260 Bandley Drive, Cupertino, CA 95014.



Circle 14 on inquiry card.




*Programming is a snap! I'm halfway through Apple's BASIC manual and already I've programmed my own space wars game.*

*Those math programs I wrote last week—I just rewrote them using Apple's mini-assembler and got them to run a hundred times faster.*

## New from Apple.

### Introducing Disk II™ : instant access to your files.

Our newest peripheral is Disk II, a high-density 5¼" floppy disk drive for fast, lowcost data retrieval. It's perfect for storing large bodies of data such as household finances, address files and inventories; you can find any record in just half a second. No more searching through stacks of cassettes; with a few keystrokes, your system will load, store and run any file by name.



Disk II consists of an intelligent interface card, a powerful Disk Operating System (DOS), and one or two mini floppy drives. Your Apple will handle up to seven interface cards and fourteen drives, for control of nearly 1.6 megabytes of data, with no expansion chassis. The combination of ROM-based bootstrap loader and an operating system in RAM provides complete disk handling capability, including these special features:

- Soft sectored
- Random or sequential file access
- Program chaining capability
- Universal DOS command processor works with existing languages and monitor
- Full disk capability in systems with as little as 16K RAM
- Storage capacity: 113 kilobytes/diskette.

See Disk II now at your Apple dealer. Sold complete with controller and DOS at \$495.†

### Peripherals in stock

Hobby Board (A2B0001X), Parallel Printer Interface (A2B0002X), Communication Interface (A2B0003X), Disk II (A2M0004X).

### Coming soon

High speed Serial Interface, Printer II, Printer IIA, Monitor II, Modem IIA.

†Price subject to change without notice.

Circle 15 on inquiry card.

*Apple's smart peripherals make expansion easy. Just plug 'em in and they're ready to run. I've already added two disks, a printer and the communications card.*





---

# A Solid State Keyboard as Modern as Your Computer

Solid state electronics has moved the computer quickly from the business world into personal uses. Meanwhile, computer keyboards have hardly moved at all.

Now TASA introduces a keyboard as modern as your computer. Don't confuse it with ordinary flex switches. It is fully solid state and self-contained, ready to plug in and use. Since it has no mechanical moving parts, it responds quickly to your touch. And it provides full ASCII coding in TASA's exclusive color-keyed layout that makes it easier to say what you want to say to your computer.

This is the TASA Micro Proximity Keyboard, and it sells for only \$49.95. Despite the price, CMOS/LSI integrated circuits make it totally reliable inside. With the sensors behind a shield of polycarbonate—the most rugged plastic ever developed—it is also durable and reliable outside.

The TASA Keyboard contains all the features you would expect in a professional keyboard—shift, shift lock, control functions, and a normal typewriter format.


If you're tired of costly mechanical keyboards and kits you have to assemble, bring your computer up to date the easy way. Plug in a TASA Keyboard. It will never come between you and your computer.

---

the **tasa**

## Micro Proximity Keyboard

\$49.<sup>95</sup>





# The TASA Keyboard

## Features:

- 51 Keys, with entire 128 position ASCII code output.
- All keys identified as to Un-shift, Shift and Control outputs.
- Full 8-bit ASCII output with selectable positive or negative parity.
- Single power supply, 12.5 - 20V unregulated.
- Output TTL, DTL and CMOS-compatible.
- Full solid state design with no moving parts.
- Standard PC edge connector.
- Use on any flat surface, or with
- Optional plastic support stand (as shown)

Touch Activated Switch Arrays, Inc.  
2346 Walsh Avenue, Santa Clara  
California 95050 (408) 247-2301

NAME \_\_\_\_\_

ADDRESS \_\_\_\_\_

CITY \_\_\_\_\_

STATE \_\_\_\_\_ ZIP \_\_\_\_\_

Enclosed is my check for \$ \_\_\_\_\_  
to cover:

\_\_\_\_\_ TASA Keyboards  
@ \$49.95— \$ \_\_\_\_\_

\_\_\_\_\_ Optional stands  
@ \$12.00— \$ \_\_\_\_\_

Shipping and handling  
charge at \$5.00  
per keyboard— \$ \_\_\_\_\_

SUBTOTAL—\$ \_\_\_\_\_

Sales Tax, 6%—\$ \_\_\_\_\_  
(California residents only)

TOTAL ENCLOSED \$ \_\_\_\_\_

9/78

Price subject to change without notice

Circle 363 on inquiry card.

# Letters

## WANTED: A RANDOM NUMBER CIRCUIT

Writing a really good pseudorandom number generator is not an easy thing to do; Knuth devoted half a volume to the process. Also, if you base a computer game on a pseudorandom number generator, you have the awkward problem of supplying a seed for each game. For these reasons, I would like a way of getting truly random numbers into a micro-processor. One way to do this is to have the computer increment a counter while waiting for the user to enter something. If the computer is fast enough, the low order bits of the counter will be random. However, this method is not good for generating large numbers of random numbers, since the user must be consulted for each one. What I really want is a circuit which generates random bits. I've heard that such circuits exist, based on something called "noisy" diodes. Where can I get details?

Scott D Johnson  
241 Linden Av  
Ithaca NY 14850

*Certain processors, like the Zilog Z-80, have methods of apparently forming a random seed number. Since the hidden refresh counter for dynamic memory is always in operation it can be paged whenever a seed for a pseudorandom number generator is required. Within certain constraints it may also be possible to use a series of these numbers as pseudorandom numbers.*

## WHAT A SMALL COMPUTER CAN DO FOR THE MULTIPLY HANDICAPPED

Being extremely green at this computer game and having no hardware experience (come to think of it no experience whatever) I have only had my Apple about three weeks, but I have a glimpse of the tremendous possibilities now open to me.

Since breaking my neck whilst on National Service in Germany, I've been able to move my head, left, right and slightly backwards and forwards and that's my lot. If anyone tries lying on the floor on his back, using the above movements and tries writing his name with a pen in his mouth (holding a pad above) they will quickly realise there's not a big variety of things someone in my position can do.

Now imagine the same person with the keyboard of a computer in front of him you find the limits go up tenfold.

I know there are machines like "Possom" issued in certain cases by the UK government. It will connect the disabled to TV telephone, it will open doors and curtains, and work a typewriter, about a dozen functions and it costs between £1,400 and £1,600 depending on the number of functions.

The processor I have is an "Apple II" 16 K and because I have to work with a stick in my mouth, the shift and control keys have had to be modified so that they work like a typewriter and use two movements to lock and release.

The Apple has opened up a new world I didn't know existed. It now makes jobs possible, the design and colour graphics and all the games (and don't knock the games, remember your capabilities while lying on the floor) and all this at a touch with a stick, and at costs comparable with "Possom."

All I have to do now is buckle down and do a lot of studying and practicing.

I hope this gives some of your readers a glimpse of what a computer could do for the disabled and severely disabled. Also wonder if they have the same problem I have of doing a bit more, and a bit more to find it's 3 AM, or later, and that you have to force yourself to turn that switch off.

Charles Smith  
222 West Ct  
The Thistle Foundation  
Edinburgh EH16 4EB  
SCOTLAND

## SOME NOTES FROM JAPAN

You may be interested in details of two recent Tokyo shows. At the Business Machines Show Sharp featured a new programmable calculator, the PC1300. This features magnetic card program storage, alphanumeric printer and display. It has 26 memories (A thru Z), program size is up to "256 steps," two levels of subroutine nesting are allowed, size is 44 by 123 by 220.5 mm (1.7 by 4.8 by 8.7 inches), weight is 680 grams (8 ounces). Numeric format is 10 digit mantissa, 2 digit exponent. Display scrolling (programmed?) was demonstrated at the show. Display and printer are both 16 characters wide.

Continued on page 66



# Considering a Microcomputer?

## Be Sure to Check Out the Product Offerings of the World's Largest Full Line Microcomputer Company.

All Ohio Scientific machines come with microcomputing's fastest full feature BASIC-in-ROM or on-Disk for instant use.

### Challenger I Series

Economical computer systems that talk in BASIC. Ideal for hobbyists, students, education and the home.

	Minimum Configuration	Base Price
Superboard II — World's first complete system on a board including keyboard, video display, audio cassette, BASIC-in-ROM and up to 8K RAM	4K RAM	\$ 279
Challenger IP — Fully packaged Superboard II with power supply	4K RAM	\$ 349
Challenger IP Disk — Complete mini-floppy system expandable to 32K RAM	16K RAM	\$1190

### Challenger IIP Series

Ultra high performance BUS oriented microcomputers for personal, educational, research and small business use.

	Minimum Configuration	Base Price
C2-4P — The professional portable	4K RAM	\$ 598
C2-8P — The world's most expandable personal machine for business or research applications	4K RAM	\$ 799
C2-4P Disk — The ultimate portable	16K RAM	\$1464
C2-8P Single Disk — Ideal for education, advanced personal users, etc.	16K RAM	\$1738
C2-8P Dual Disk — Most cost effective small business system	32K RAM	\$2597

### Challenger II Serial Interface Series

Same great features as Challenger IIP Series for those who have serial terminals: small business, education, industry.

C2-0 — Great starter for users with a terminal	4K RAM	\$ 298
C2-1 — Great timeshare user accessory; cuts costs by running simple BASIC programs locally	4K RAM	\$ 498
C2-8S — Highly expandable serial machine, can add disks, etc.	4K RAM	\$ 545

### Challenger III The Ultimate in Small Computers

The unique three processor system for demanding business, education, research and industrial development applications.

C3-S1 — World's most popular 8" floppy based microcomputer	32K RAM dual floppys	\$3590
C3-OEM — Single package high volume user version of C3-S1	32K RAM dual floppys	\$3590
C3-A — Rack mounted multi-user business system directly expandable to C3-B	48K RAM dual floppys	\$5090
C3-B — 74 million byte Winchester disk based system. World's most powerful microcomputer	48K RAM dual floppys	\$11,090

OHIO SCIENTIFIC also offers you the broadest line of expansion accessories and the largest selection of affordable software!

Compare the closest Ohio Scientific Model to any other unit you are considering. Compare the performance, real expansion ability, software and pricing, and you will see why we have become the world's largest full line microcomputer company.

I'm interested in OSI Computers. Send me information on:

- Personal Computers       Small Business Computers  
 Educational Systems       Industrial Development Systems  
 I'm enclosing \$1.00 for your 64-page small computer buyer's guide.

Ohio residents add 4% tax.

Name \_\_\_\_\_  
 Address \_\_\_\_\_  
 City \_\_\_\_\_  
 State \_\_\_\_\_ Zip \_\_\_\_\_  
 Phone \_\_\_\_\_

**OHIO SCIENTIFIC**  
 1333 S. Chillicothe Road  
 Aurora, Ohio 44202  
 (216) 562-3101



**The C2-4P**  
 The Professional Portable by Ohio Scientific

Ohio Scientific now offers you the world's most powerful portable personal computer in both BASIC-in-ROM and mini-floppy configurations.

**C2-4P Mini Standard Features:**

- Minimally equipped with 8K BASIC-in-ROM, 4K RAM, machine code ROM, video display interface, cassette interface and keyboard with upper and lower case characters, video monitor and cassette recorder (optional extra)
- The fastest full feature BASIC in the microcomputer industry
- The C2-4P Mini B features the most sophisticated video interface in personal computing with 32 lines by 64 columns of upper case, lower case, graphics and printing characters on an effective screen resolution of 256 x 256 elements
- The C2-4P Mini B offers screen access, coupled with its ultra fast BASIC and high resolution, makes the C2-4P capable of handling video animation directly in BASIC
- The C2-4P features computer BASIC architecture to minimize software development time. Two slots are used in the base machine leaving 2 slots open for expansion

Comes fully assembled and tested. BASIC and machine code are always accessible immediately after power-up.

A new high density static RAM board and two economical memory options give the C2-4P tremendous expansion capability without sacrificing portability.

The C2-4P offers the user maximum performance in a portable package. This performance makes the C2-4P suitable for both home computing, education, scientific and financial research, and small Business applications.

Other small personal computers can satisfy the requirements of the computer novice, but no other personal portable can make the C2-4P an professional and computer enthusiast application.

For more information, contact your local Ohio Scientific dealer or the factory at (216) 562-3101.

**OHIO SCIENTIFIC**  
 1333 S. Chillicothe Road • Aurora, Ohio 44202



**The C2-8P**  
 An exceptional value in personal computing

If you are interested in an ultra high performance personal computer which can be fully expanded to a mainframe class micro-computer system, consider the C2-8P.

**Features:**

- Minimally equipped with 8K BASIC-in-ROM, 4K RAM, machine code ROM, video display interface, cassette interface and keyboard with upper and lower case characters, video monitor and cassette recorder (optional extra)
- The fastest full feature BASIC in the microcomputer industry
- Offers the most sophisticated video display in personal computing with 32 lines by 64 columns of upper case, lower case, graphics and programming characters and a native screen resolution of 256 x 256 elements
- The C2-8P dual screen access, coupled with its ultra fast BASIC and high resolution, makes the C2-8P capable of handling video animation directly in BASIC
- Fully assembled and tested. It is not machine class microcomputer, but open architecture. Supports Ohio Scientific's ultra high density static RAM boards in ultra high reliability static RAM.

The C2-8P can support more input expansion than its four nearest competitors combined.

The C2-8P offers you your BASIC-in-ROM computer that can be directly expanded today to a complete business system with low price and 8" floppy disk drives.

It is the only personal class computer that can be expanded to support a Hard Disk Drive.

The C2-8P is the fastest in BASIC, has the most sophisticated video display and is the most reasonably expandable personal computer. Therefore, it should be the highest priced.

Wrong. The C2-8P is priced considerably below several models described in this magazine. The C2-8P is just one of several models of personal computers by Ohio Scientific, the company that has introduced full feature BASIC-in-ROM personal computers.

For more information, contact your local Ohio Scientific dealer or the factory at (216) 562-3101.

**OHIO SCIENTIFIC**  
 1333 S. Chillicothe Road • Aurora, Ohio 44202



**The C3-B**  
 by Ohio Scientific  
 The world's most powerful microcomputer system is far more affordable than you may think.

**STANDARD FEATURES:**

- 74 million byte Winchester technology disk drive yields mainframe class file access speeds and capacity
- High level data file software makes high performance file structures like multikey ISAM easy to use
- Triple processor CPU with 6502A, 6800 and 280 gives the programmer the best of all worlds in performance and versatility
- Included 6502A based extended disk BASIC by Microsoft on non-chip disks, every micro available including a MHz-280 and LS-11 with extended antenna
- 48K of high reliability static RAM is standard
- High density 8" floppy drive program and data mobility from machine to machine
- Completely integrated mechanical system with UL recognized power supply, continuous duty cycle cooling, modular construction and rack, slide mounted subassemblies
- Based on a 30 pin Bus oriented architecture with only 7 IC's used in the base machine
- Directly expandable to 320 megabytes of disk, 768K of RAM in 16 partitions, 16 communication ports, plus console and three printers
- C3-B's have been in production since February, 1978, and are available on very reasonable delivery schedules.
- The C3-B was designed by Ohio Scientific as the state of art in small business computing. The system places its power where it's needed in the small business environment: in the data files. The C3-B's advanced Winchester technology disk, coupled with its smart controller and dedicated high speed memory channel, gives the C3-B data file performance comparable with today's most powerful mainframes.
- Yet, the C3-B costs only slightly more than every floppy only computer.
- C3-B's have been at least a thousand times performance improvement over such machines OS/2's storage capacity multiplied by 20 times access speed improvement.
- But what if your business client cannot justify starting with a C3-B?

Then start with Ohio Scientific's inexpensive C3-S1 floppy disk based system. Upgrade to C3-B. Or, when ready, add the C3-B's big disk and directly transfer programs and files from floppy to big disk with NO modifications.

That's upward expandability! Back as shown above complete with 74 megabyte disk, dual floppys, 48K of static RAM, OS/2-65U operating system and one CRT terminal under \$13,000.

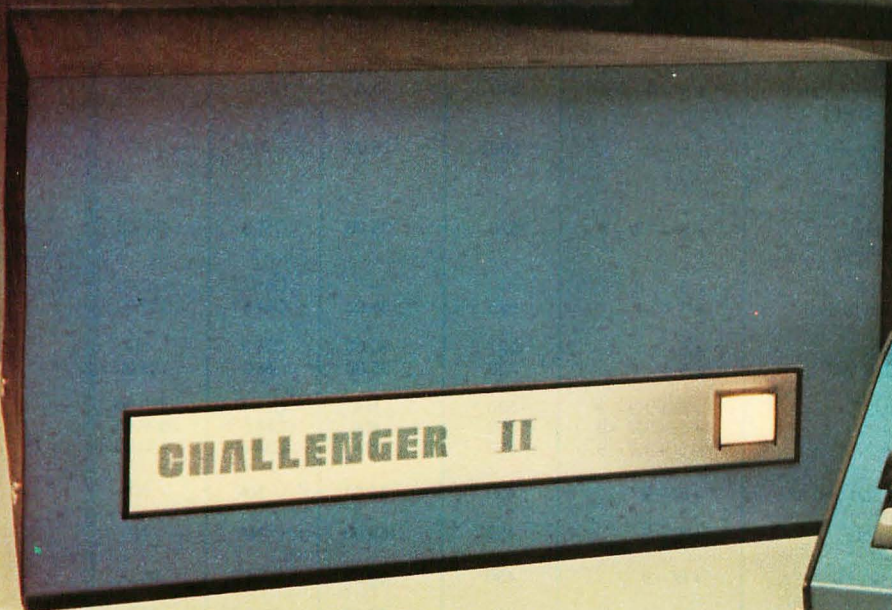
Multiple terminal systems with printers and applications software are priced in the \$20's.

**OHIO SCIENTIFIC**  
 1333 S. Chillicothe Road • Aurora, Ohio 44202  
 (216) 562-3101



# The C2-8P

An exceptional value  
in personal computing



If you are interested in an ultra high performance personal computer which can be fully expanded to a mainframe class micro-computer system, consider the C2-8P.

#### Features:

- Minimally equipped with 8K BASIC-in-ROM, 4K RAM, machine code monitor, video display interface, cassette interface and keyboard with upper and lower case characters. (Video monitor and cassette recorder optional extras.)
- The fastest full feature BASIC in the microcomputer industry.
- Boasts the most sophisticated video display in personal computing with 32 rows by 64 columns of upper case, lower case, graphics and gaming elements for an effective screen resolution of 256 by 512 elements.
- The CPU's direct screen access, coupled with its ultra fast BASIC and high resolution, makes the C2-8P capable of spectacular video animation directly in BASIC.
- Fully assembled and tested: 8 slot mainframe class microcomputer, six open slots for expansion. Supports Ohio Scientific's ultra low cost dynamic RAM boards or ultra high reliability static RAMs.

- The C2-8P can support more in-case expansion than its four nearest competitors combined.
- The C2-8P is the only BASIC-in-ROM computer that can be directly expanded today to a complete business system with line printer and 8" floppy disk drives.
- It is the only personal class computer that can be expanded to support a Hard Disk! (CD-74)

The C2-8P is the fastest in BASIC, has the most sophisticated video display and is the most internally expandable personal computer. Therefore, it should be the highest priced?

Wrong: The C2-8P is priced considerably below several models advertised in this magazine. The C2-8P is just one of several models of personal computers by Ohio Scientific, the company that first offered full feature BASIC-in-ROM personal computers.

For more information, contact your local Ohio Scientific dealer or the factory at (216) 562-3101.

## OHIO SCIENTIFIC

1333 S. Chillicothe Road • Aurora, Ohio 44202



# The OSI 48 Line BUS

**OHIO SCIENTIFIC** offers the broadest line of BUS compatible micro-computer boards. This line includes several new and exciting products which are not available anywhere else, such as a three processor CPU board, dual port memories and a multi-processing CPU expander.

**OHIO SCIENTIFIC** has delivered approximately 100,000 boards based on our 48 line BUS and is now delivering thousands per week in 17 models of computers and dozens of accessories.

**OHIO SCIENTIFIC'S** BUS design incorporates high band width, high density and mass production technology to achieve a truly remarkable performance to cost ratio.

Here is just a sampling of the many OSI 48 BUS compatible boards available for the systems user, prototyper, OEM user and experimenter.

Product Description	Special Features	Power Supply Voltages Req'd	Board & Doc. Part #	Price	Assembled Product Part #	Price
<b>CPU</b>						
• Challenger II CPU BASIC-in-ROM 6502 based CPU with serial I/O 4K RAM, machine code monitor	• Can use four 2716 EPROMS instead of BASIC or can be configured for disk	+ 5/ - 9	500	39.00	C2-0	298.00
• Challenger III CPU has 6502A, 6800 and Z80 micros, RS-232 serial port, machine code monitor	• 1 megabyte memory manager, software programmable vectors	+ 5/ - 9	510	NA	C3-0	490.00
• 560Z multi-processing CPU expander runs PDP-8, Z80 and 8080 code	• Runs concurrently with another OSI CPU	+ 5/ - 9	560Z	125.00	NA	NA
<b>RAM</b>						
• 16K static RAM (Ultra low power)	• 215NS access time automatic power down standby mode	+ 5/ + 12/ - 9	520	35.00	CM-3	498.00
• 8K static RAM (low cost)	• Expandable to 16K	+ 5	—	—	CM-7	198.00
• 16K static RAM (low cost)	• Can be expanded to dual port operation	+ 5	525	35.00	CM-8	339.00
• 24K static RAM (high density)	• 20 address bits	+ 5	527	35.00	CM-9	NA
• 4K static RAM (2102 based)	• Can be populated for 4K by 12 bits	+ 5	420	35.00	CM-2	125.00
• 16K dynamic (ultra low cost)	• Uses 4027 RAMS	+ 5/ + 12/ - 9	530	NA	CM-4	249.00
• 32K dynamic	• 20 address bits	+ 5/ + 12/ - 9	530	NA	CM-5	698.00
• 48K dynamic (high density)	• 20 address bits	+ 5/ + 12/ - 9	530	NA	CM-6	990.00
<b>EPROM Boards</b>						
• 8K 6834 EPROM board	• 16 line parallel port and on board programmer	+ 5/ - 9	450	35.00	NA	NA
• 4K 1702A EPROM board	• 16 line parallel port	+ 5/ - 9	455	35.00	NA	NA
<b>I/O Boards</b>						
• Audio Cassette interface Kansas City standard 300 baud	• Expandable to CA-7C	+ 5/ - 9	430	35.00	CA-6C	99.00
• RS-232 port board	• Expandable to CA-7S	+ 5/ - 9	430	35.00	CA-6S	99.00
• Combination audio cassette two 8 bit DACs, one fast A/D and 8 channel input mux	• Also Features 8 parallel I/O lines	+ 5/ - 9	430	35.00	CA-7C	399.00
• Combination RS-232 two 8 bit DACs, one fast A/D and 8 channel input mux	• Also features 8 parallel I/O lines	+ 5/ - 9	430	35.00	CA-7S	399.00
• 32 by 32 character video display interface	• Keyboard input port	+ 5/ - 9	440	35.00	NA	NA
• 32 by 64 character video display interface	• Upper/lower case graphics and keyboard port	+ 5	540	NA	CA-11	249.00
• 16 port serial board RS-232 and/or high speed synchronous	• 75 to 19,200 baud and 250K and 500K bit rates individually strappable	+ 5/ - 9	550	35.00	CA-10X	200.00 to 900.00
• Parallel (Centronics) Line Printer Interface	• With cable	+ 5/ - 9	470	NA	CA-9	249.00
• 96 Line Remote Parallel Interface	• Interface "Front End" removable via 16 pin ribbon cable	+ 5	—	—	CA-12	249.00
• Voice I/O board with Votrax* module	• Fully assembled voice output, experimental voice input	+ 5/ - 9	—	—	CA-14	525.00
<b>DISKS</b>						
• Single 8" floppy disk, 250 Kbytes storage	• Complete with operating system software and disk BASIC	+ 5/ - 9	470	NA	CD-1P	790.00
• Dual 8" floppy disk, 500 Kbytes storage	• Complete with operating system software and disk BASIC	+ 5/ - 9	470	NA	CD-2P	1390.00
• 74 Million byte Winchester disk and interface	• Complete with OS-65U operating system	+ 5/ - 9	—	—	CD-74	6000.00
<b>OTHER</b>						
• 8 slot backplane board with connectors	• Can be daisy-chained to n-slots	—	580	39.00	NA	NA
• Prototyping board	• Handles over 40 16 pin IC's	—	495	29.00	—	—
• Card Extender	• With connectors	—	498	29.00	—	—

For more information, contact your local OHIO SCIENTIFIC Dealer or the factory at (216) 562-3101

**OHIO SCIENTIFIC**  
1333 S. Chillicothe Road • Aurora, Ohio 44202



# The C3-B

by Ohio Scientific

**The world's most powerful  
microcomputer system  
is far more affordable  
than you may think\*.**

## STANDARD FEATURES:

■ 74 million byte Winchester technology disk drive yields mainframe class file access speeds and capacity.

■ High level data file software makes high performance file structures like multikey ISAM easy to use.

■ Triple processor CPU with 6502A, 6800 and Z-80 gives the programmer the best of all worlds in performance and versatility.

■ The included 6502A based extended disk BASIC by Microsoft out-benchmarks every micro available, including 4 MHz Z-80 and LSI-11 with extended arithmetic.

■ 48K of high reliability static RAM is standard.

■ High density 8" floppys provide program and data mobility from machine to machine.

■ Completely integrated mechanical system with UL-recognized power supplies; continuous duty cycle cooling; modular construction and rack slide mounted subassemblies.


■ Based on a 16 slot Bus-oriented architecture with only 7 slots used in the base machine.

■ Directly expandable to 300 megabytes of disk, 768K of RAM in 16 partitions, 16 communication ports, plus console and three printers.

■ C3-B's have been in production since February, 1978, and are available now on very reasonable delivery schedules.

The C3-B was designed by Ohio Scientific as the state of art in

Circle 290 on inquiry card.



small business computing. The system places its power where it's needed in the small business environment; in the data files. The C3-B's advanced Winchester technology disk, coupled with its smart controller and dedicated high speed memory channel, gives the C3-B data file performance comparable with today's most powerful maxi-computers.

Yet, the C3-B costs only slightly more than many floppy only computers but offers at least a thousand times performance improvement over such machines (50 times storage capacity multiplied by 20 times access speed improvement).

But what if your business client cannot justify starting with a C3-B?

Then start with Ohio Scientific's inexpensive C3-S1 floppy disk based system running OS-65U. When he is ready, add the CD-74 big disk and directly transfer programs and files from floppy to big disk with *NO* modifications.

That's upward expandability!

\*Rack as shown above complete with 74 megabyte disk, dual floppys, 48K of static RAM, OS-65U operating system and one CRT terminal under \$13,000.

Multiple terminal systems with printers and applications software are priced in the mid-20's.

**OHIO SCIENTIFIC**

1333 S. Chillicothe Road • Aurora, Ohio 44202  
(216) 562-3101



Jeffrey L. Posdamer  
Dept of Computer Science  
SUNY at Buffalo  
Ridge Lea Rd  
Amherst NY 14226

# The Mathematics of Computer Graphics

Computer graphics by Joel Hungerford

Graphic assistance by Vivian Day

The personal computing literature is filled with material describing the hardware of microprocessors using video graphics. A great deal has also been written about specific graphic applications including video games, computer art, etc. Computer graphics is, however, a powerful tool that requires for its use an understanding of a set of underlying computing and mathematical principles. The purpose of this article is to present some of these principles in the context of personal computing.

The screen of a video display is essentially a space with two dimensions. While a number of schemes exist for dealing with two-dimensional spaces, the most common is

Cartesian coordinates. Each point in the space is represented by a pair of numbers corresponding to its distance from two axes at right angles to each other. On a video display this pair of numbers corresponds to the scan line number and picture element within the scan line. The notation  $[x\ y]$  will be used here to denote the element number and scan line number. Due to the nature of displays, the values for  $x$  and  $y$  are integers of limited range. Each pair of values corresponds to a unique point in the *display space*.

For many problems in which computer graphics is useful, a second space is used. This is the *problem space* (see figure 1). This corresponds to the description of the problem geometry as opposed to the screen. The representation  $[u\ v]$  will be used here for problem spaces. For Space War its dimensions may be measured in parsecs, for a tennis simulation it may be measured in inches, etc. Problem spaces may be integer or real,

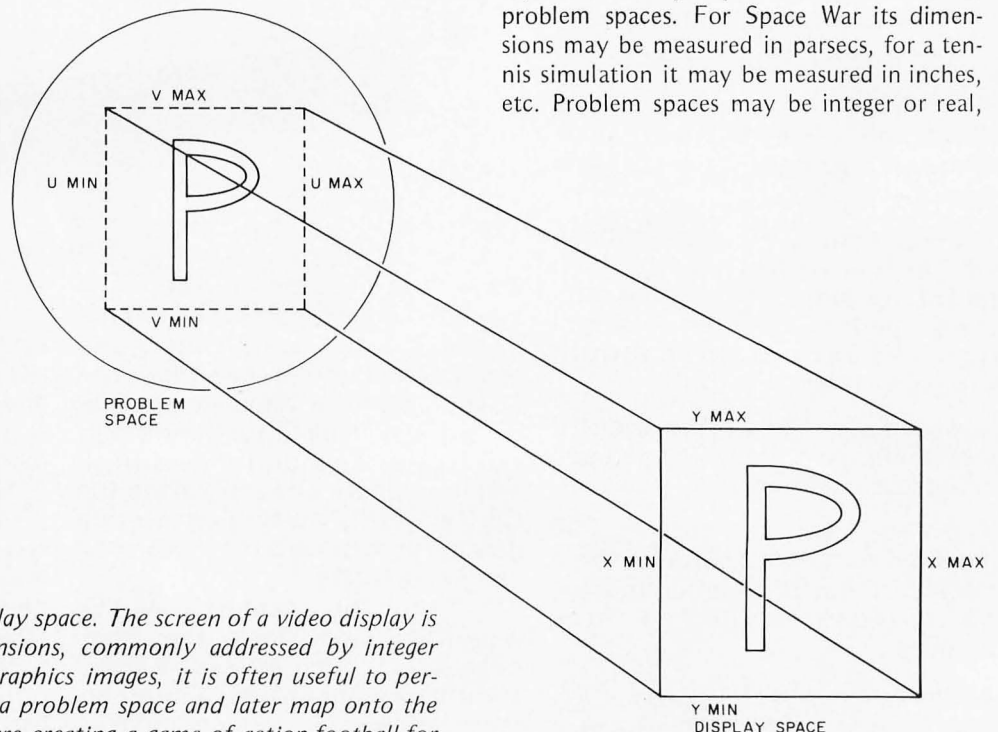


Figure 1: Problem space versus display space. The screen of a video display is essentially a space with two dimensions, commonly addressed by integer Cartesian coordinates. In creating graphics images, it is often useful to perform calculations in what is called a problem space and later map onto the display space. For instance, if you are creating a game of action football for your graphics display, it may be more useful to perform the calculations with  $u$  and  $v$  coordinates measured in yards (your problem space) and later convert to the display space with its integer coordinates.





# Hands-on microprocessor experience from day one ...

## The Instructor 50.

Learning by doing is still the best method of education. And when it comes to learning about the world of microcomputers, you won't find a better method than the Instructor 50.

It's the fast, ready-to-use learning device that immediately provides "hands on" experience for gaining microprocessor knowledge—in your home, office, or in the classroom.

Superior to other microprocessor learning aids, the Instructor 50 is a COMPLETE package—including a built-in power supply (50/60 Hz), an LED prompting display, and both functional and hexadecimal keyboards. You also get S-100 compatibility for adding memory and other peripherals. This lets you expand the machine's capability—and your microprocessing applications knowledge. Moreover, you can easily build a program library by recording your own audio cassettes.

The Instructor 50 comes complete with a *Users' Guide*, along with step-by-step instructions for those with no previous microprocessor experience.


Signetics offers one of the broadest choices of microprocessors in the industry. This knowledge stands behind the Instructor 50. When you need to learn about microprocessors, start with Signetics. Start with the Instructor 50. Send for your descriptive brochure today.

**We can help you understand microprocessors.**

# signetics

a subsidiary of U.S. Philips Corporation

Signetics Corporation  
811 East Arques Avenue  
Sunnyvale, California 94086  
Telephone 408/739-7700





bounded or unbounded and are defined by the nature of the problem, not the use of computer graphics as a tool.

Naturally, there must be a way to convert from one space to the other when both are used. If

$xsmin$  = left screen value  
 $xsmax$  = right screen value  
 $ysmin$  = bottom screen value  
 $ysmax$  = top screen value

and

$upmin$  = minimum problem space u coordinate value  
 $upmax$  = maximum problem space u coordinate value  
 $vpmin$  = minimum problem space v coordinate value  
 $vpmax$  = maximum problem space v coordinate value

then the point  $[u \ v]$  in problem space maps into a point  $[x \ y]$  in screen space as follows:

$$x = \left( \frac{u - upmin}{upmax - upmin} \right) \times (xsmax - xsmin) + (xsmin)$$

$$y = \left( \frac{v - vpmin}{vpmax - vpmin} \right) \times (ysmax - ysmin) + (ysmin)$$

In most cases, operating on individual points is only a beginning. Generally, techniques are needed to deal with line segments that connect points to define figures and regions.

If two points  $P_0 = [x_0 \ y_0]$  and  $P_1 = [x_1 \ y_1]$  are to be connected by a line segment, it is often necessary to compute every point on the connecting line (see figure 2). A traditional representation of the straight line is of the form:

$$y = mx + b$$

where

$$m = \frac{y_1 - y_0}{x_1 - x_0} \text{ and } b = y_0 - (x_0 \times m).$$

To compute the series of points that would represent the line segment connecting  $P_0$  and  $P_1$ , a program would start with the point at  $(x_0, y_0)$  add  $m \times \Delta x$  to  $y_0$  and  $\Delta x$  to  $x_0$  enough times to reach  $x_1$  and  $y_1$  ( $\Delta x$  means a small increment of  $x$ ). It is important to realize that  $m$ ,  $b$  and the intermediate values of  $x$  and  $y$  may take on non-integer values. For each intermediate point, the rounded values of  $x$  and  $y$  are used to designate a picture element to be displayed as part of the line's representation.

An alternative to this scheme is the "parametric" line representation. Here, the mathematical representation of the infinite line that passes through  $P_0$  and  $P_1$  is not used.




Figure 2: The straight line, a basic element in many displays. If two points are to be connected by a line segment, in a raster graphic display it is necessary to calculate every point on the connecting line. In the case of a vector display, only the endpoints of the vector need be computed.

Instead, we represent only the points between  $P_0$  and  $P_1$ :

$$x = (1-t)x_0 + tx_1 = x_0 + t(x_1 - x_0)$$

$$y = (1-t)y_0 + ty_1 = y_0 + t(y_1 - y_0)$$

where  $t$  varies from 0 to 1

$$(x, y) = (x_0, y_0) \text{ at } t = 0$$

$$(x, y) = (x_1, y_1) \text{ at } t = 1$$

A line similar to the above line is generated, but with simpler, more direct computations.

For more advanced systems, a number of hardware schemes for line generation exist. Since hardware is not the topic of discussion in this article, refer to reference 1 for a discussion of binary rate multipliers, digital differential analyzers and multiplying digital to analog converters.

Another basic graphics element is the polygon. The polygon is a plane figure consisting of all points inside and on the boundary of a simply connected series of straight lines. For our purposes it is more convenient to represent a polygon by a list of its vertices than by a list of the entire set of displayed points. Polygons raise the issue of the differences between video or raster displays and line drawing vector or calligraphic displays.

The line drawing display has been a standard graphics device. It contains hardware to draw lines between points in the screen space. The image is drawn by tracing over each line in the image in the order the lines were specified. Thus, only points on displayed lines are scanned.

The raster display uses a fixed scanning pattern that covers the entire screen. At







screen positions which are parts of the displayed image, the scanning beam is intensified, causing images to appear on the screen. On a line drawing display, polygons can be represented by their boundaries; on a raster display they can be "colored in."

### Displaying Polygons

A polygon is represented by an ordered set of points:  $(x_0, y_0), (x_1, y_1), \dots, (x_n, y_n)$ . An alternative notation for this collection is a matrix:

$$M = \begin{bmatrix} x_0 & y_0 \\ x_1 & y_1 \\ \cdot & \cdot \\ \cdot & \cdot \\ y_1 & y_n \end{bmatrix} = \begin{bmatrix} m_{11} & m_{12} \\ m_{21} & m_{22} \\ \cdot & \cdot \\ \cdot & \cdot \\ m_{n1} & m_{n2} \end{bmatrix}$$

Each element of the matrix is a number, specified by its row index and column index. In memory, arrays are typically stored in consecutive locations in either row or column order. It is necessary to calculate an element address from the row and column indices of a particular element in order to access it.

Given the vertices, how can the displayed interior points be calculated? Let us assume (as is usually the case) that the display scans from top to bottom and from left to right. For each line segment in the polygon, determine the vertex with the maximum y value and sort the edges in descending order by the maximum y value. Every vertex in the polygon is now represented in two places: as the beginning and end of two lines. Beginning with the topmost vertex, a line generation algorithm is used on any line that crosses the current y value. Because of the sort that was performed, line segments which begin lower on the screen may be ignored. Since both ends of the line segment are present, a line is dropped from the computation when its "lower" end is passed. For every line passing through the current y value, the x value has been calculated. The points generated are now sorted by x value.

Starting with the minimum x value, fill in picture elements on the scan line until the next value is encountered; leave empty picture elements until another picture element (if any) is encountered. As the program scans from left to right, the x values occupying odd numbered positions (1st, 3rd, . . .) in the x-sorted list cause picture element insertion to begin; the even position elements cause picture element insertion to

be superseded. Figure 3 shows how this process can be generalized and applied to an arbitrary plane figure in outline form, ie: a letter "P." This procedure is repeated as the y value is stepped down the screen space for each scan line until the "lowest" vertex is encountered, ending the figure.

### Transformations

Now that the basic graphic elements have been defined in terms of points and a set of algorithms which generate lines and arbitrary figures from the points, it is necessary to examine the operations needed to manipulate points to perform useful tasks. There are three basic *transformations* in two dimensions: translation, rotation, and scaling or magnification.

Translation is the movement of a point or points by an amount in x and an amount in y. The motion is such that neither the shape, size nor orientation is changed. It may be expressed as:

$$\begin{aligned} x' &= x + \text{changex} \\ y' &= y + \text{changey} \end{aligned}$$

where the *changex* need not equal *changey*.

If all of the points associated with a line or figure are translated by an equal amount, the graphic element is translated without change in size, shape or orientation. Figure 4

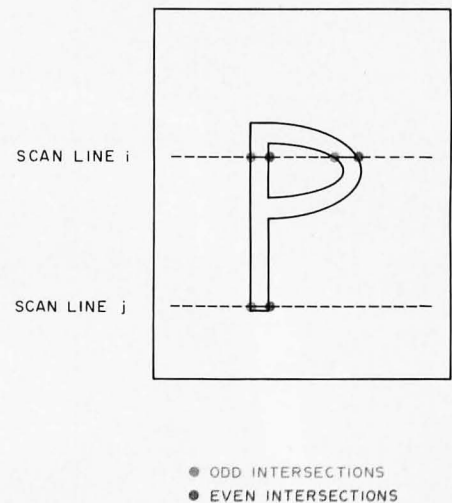



Figure 3: Creating a letter P with a raster scanning video display. During each scan line the program creates blanks until it comes to the first line. After this point it creates solid picture elements until it encounters the next line, whereupon it switches back to blanks. The algorithm states that solid picture elements should follow odd numbered line intersections and that blanks should follow even numbered line intersections.



# NORTH STAR 16K RAM

## A star from our Horizon



**The North Star 16K RAM board** is a star performer in our HORIZON computer. Just as important, it is the ideal memory for most other S-100 bus systems. No other RAM board can surpass the speed, reliability, and quality features of the North Star 16K RAM at any price.

**SPEED** — The North Star 16K RAM is the fastest S-100 bus memory board available. No wait states are required, even with a Z80 at 4MHz. And, of course, this outstanding 16K RAM will operate with both 8080 and Z80 processors at 2MHz. Industry standard 200ns dynamic RAM chips are used. Invisible on-board refresh circuitry allows the processor to run at full speed.

**RELIABILITY** — The North Star 16K RAM is designed to match the same high standards as our MICRO DISK SYSTEM and HORIZON computer. For example, all address and data signals are fully buffered. A parity check option is available with the 16K RAM for applications requiring immediate hardware error detection. If a memory

error occurs, a status flip/flop is set and an interrupt can inform the processor. Or, if preferred, an error status light will go on.

**FEATURES** — The North Star 16K RAM offers many desirable features. Addressability is switch-selectable to start at any 8K boundary. The board can perform bank switching for special software applications, such as time-sharing. Also, bank switching can be used to expand the amount of RAM beyond 64K bytes. Power consumption is minimal — the maximum power requirements are: .6A @ 8V; .4A @ +16V, and .1A @ -16V.

**PRICES** — \$399 kit. \$459 assembled, tested and burned-in. Parity option: \$39 Kit. \$59 assembled, tested and burned-in.

Write for free color catalog or visit your local computer store.

**NORTH STAR** ★ **COMPUTERS**

2547 Ninth Street • Berkeley, California 94710 • (415) 549-0858



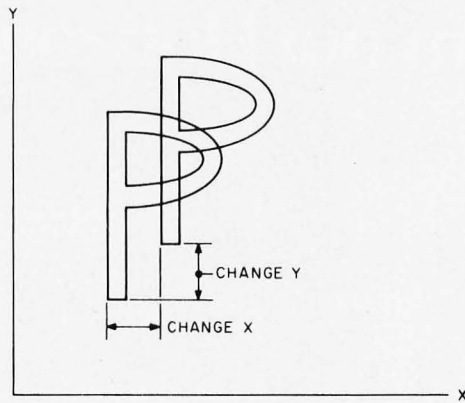


Figure 4: Translation in the xy plane.

shows the effect of a translation applied to our arbitrary figure, the letter "P." Rotation is a somewhat different problem. It involves a computation which maintains shape but changes orientation. A rotation will generally leave only one point in the two-dimensional space with its position unchanged: the center of rotation. For the sake of simplicity, the rotation computation is developed with the point (0,0) as the center of rotation. The polar coordinate representation is used (see figure 5). Later it will be shown how to rotate about any arbitrary point. The point to be rotated,  $P_0$ , is at position  $(x_0, y_0)$  (see figure 6). This is at a distance  $r$  from (0,0) and the line from the origin to  $P$  makes an angle of  $a$  with the  $x$  axis. From trigonometry we know that:

$$\begin{aligned} x_0 &= r \cos(a) \\ y_0 &= r \sin(a) \end{aligned}$$

If  $P_0$  is rotated about (0,0) by an angle of  $b$  to become  $P_1$  then

$$\begin{aligned} x_1 &= r \cos(a+b) \\ y_1 &= r \sin(a+b) \end{aligned}$$

but from trigonometry we may substitute

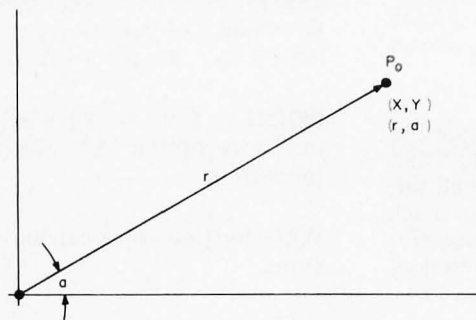


Figure 5: Polar coordinate representation of a point in the xy plane.

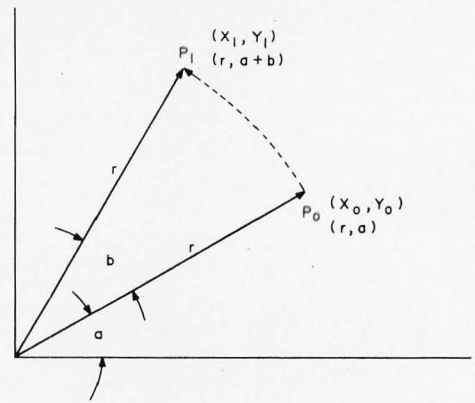


Figure 6: Rotation of vector about the origin.

for the sum-of-angles form:

$$\begin{aligned} x_1 &= r \cos(a) \cos(b) - r \sin(a) \sin(b) \\ y_1 &= r \cos(a) \sin(b) + r \sin(a) \cos(b) \end{aligned}$$

but from above we get

$$\begin{aligned} x_1 &= x_0 \cos(b) - y_0 \sin(b) \\ y_1 &= x_0 \sin(b) + y_0 \cos(b) \end{aligned}$$

The last of the basic transformations is scaling or magnification. This involves a change in size without change in orientation. Depending on the definition of shape, it is either unchanged or changed "without distortion." As in rotation, only a single point in the plane is unchanged by a particular scaling transformation and once again, for convenience, the origin [0 0] is left unchanged. The equations:

$$\begin{aligned} x_1 &= s x_0 \\ y_1 &= s y_0 \end{aligned}$$

will scale  $x$  and  $y$  by a factor  $s$ . The factor may be greater than or less than 1. If a negative value is used for  $s$ , then *reflection* about the origin is performed. If the scale factors for  $x$  and  $y$  are different, then "stretching" is accomplished. Figure 7 illustrates several scaling transformations applied to the "P" figure seen in several earlier illustrations.


### Vectors and Matrices

The use of matrix notation allows simplified extensions and combinations of the basic transformations. A matrix is a rectangular array of numbers identified by row and column numbers. Every row in a particular matrix has the same number of entries, as does every column. The notation  $A(I,J)$  refers to the element of matrix  $A$  in the  $I$ th row and  $J$ th column. A matrix has a size associated with it,  $[r c]$ , which defines the



DEAR BOSS

JUST THOUGHT I'D LET YOU KNOW THAT I'M BACK FROM THE COMPUTER SHOW. THE TERMINAL WE WANT IS THE IQ120 FROM SOROC (SEE SNAPSHOT). THIS UNIT IS



NOT ONLY SMART LOOKING, BUT HAS ALL THE FEATURES WE NEED IN THE BASIC PRICE. FOR EXAMPLE: THE IQ 120 INCLUDES NUMERIC KEYPADS AND PROTECT FIELDS AS STANDARD.

I LOOKED AT THE OTHER TERMINALS AS YOU SUGGESTED, BUT FOUND THEM TO BE EITHER "PAPER TIGERS", OR TOO "DUMB" FOR OUR CONSIDERATION.

ANYWAY, YOU ASKED ME TO DECIDE AND AT \$995\* FOR THE IQ 120, IT WAS THE EASIEST ASSIGNMENT I'VE HAD.

REGARDS

Chief Buyer

\* P.S. 1-4 \$995 / 5-49 \$800 / 50-99 \$750



number of rows and number of columns. For matrices **A**, **B** and **C** each having the same number of rows and columns, the following rules are true:

- A = B** if  $A(I,J) = B(I,J)$  for all elements
- A = B+C** when  $A(I,J) = B(I,J) + C(I,J)$  for all elements
- A = B-C** when  $A(I,J) = B(I,J) - C(I,J)$  for all elements

While addition and subtraction of matrices follow in fairly simple fashion from *scalar* (nonmatrix) arithmetic rules, multiplication and operations similar to division are not at all similar. (A scalar is a quantity that is completely specified by a single number, compared with multiple number data constructs, which are vectors and matrices.)

A matrix with only one row is called a *row vector*. Similarly, a matrix with only one column is called a *column vector*. The subject of matrix multiplication is first examined with these simplified forms. While

there are two forms of vector multiplication, only the *dot product* (also called the *vector-inner-product*) is presented here. Again, using a matrix **A** (the row vector), **B** (the column vector) and **C** (their product) the vector product computation will be described. A vector product can exist only if the number of elements in **A** and the number of elements in **B** are equal. If each of these has **N** elements then

$$C = A(1,1) \times B(1,1) + A(2,1) \times B(1,2) \dots + A(N,1) \times B(N,1).$$

This is called the *dot product* of the two vectors. It is the sum of the pairwise products of their elements. **C**, the dot product of the two vectors, is a single number (a scalar) not a vector or matrix. For example:

let

$$A = [1 \ 2 \ 3 \ 4] \quad \text{row vector}$$

$$B = \begin{bmatrix} 3 \\ 5 \\ 7 \\ 11 \end{bmatrix} \quad \text{column vector}$$

then

$$A \cdot B = C = 1 \times 3 + 2 \times 5 + 3 \times 7 + 4 \times 11 = 78$$

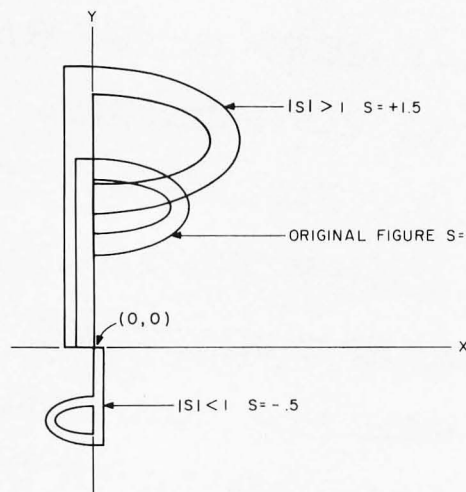


Figure 7: Scaling an arbitrary figure in the xy plane.

Now suppose that **A** and **B** are not restricted to one column and one row, respectively. Instead, we let **A** have size  $[r_A \ c_A]$  and **B** have size  $[r_B \ c_B]$ . The matrix product can only be computed if  $c_A = r_B$ : that is, the number of columns in **A** is equal to the number of rows of **B**. Two matrices for which this is true are called *conformable*. **C** will now have size  $[r_A \ c_B]$ , inheriting its size from both **A** and **B**. Each element in **C** (which is no longer a scalar) results from the dot product of a row in **A** with a column in **B**:

$$C(I,J) = A(I,1) \times B(1,J) + A(I,2) \times B(2,J) \dots + A(I,N) \times B(N,J)$$

where

$$N = c_A = r_B$$

**KEYBOARD:** fully professional. Full 128 ASCII upper & lower case characters with 79 keys including a 16 key numeric pad.

**GRAPHICS:** 64 pre-defined graphic chars. and 64 user defined chars. alternately all 128 graphic chars. may be user defined. Resolution 240 x 512 points, cursor control, and 64 chars. by 30 lines.

**MEMORY:** 4K byte power-on monitor, 8k byte user RAM, and 8k byte PROM external cartridge with Microsoft BASIC standard. Cartridges allow you to change operating systems & languages



**PS-80**

without any modification to the standard hardware by simply inserting a PROM cartridge in a side slot.

I/O: serial RS232 300/1200 baud port, 8 bit parallel port, dual cassette recorder port at 300/1200 baud.

**EXPANSION:** up to 32 k RAM on board, I/O to 5-100 8 slot extension box for additional memory and any other 5-100 peripheral boards.

**PRICE:** \$895.00 (does not include CRT or cassette.) Order by C.O.D.

**EDUCATIONAL AND CLUB DISCOUNTS AVAILABLE  
PERSONAL CONSULTANT AND DEALER INQUIRIES INVITED**

For complete information write to: **PERSONAL SYSTEMS CONSULTING** P.O. Box 20286 El Cajon, California 92021

Ad Design, Joanne De Vore, Kwik Kopy Printing #215



**A COMPLETELY REFURBISHED "SELECTRIC"  
ASCII TERMINAL FOR THE SMALL BUSINESSMAN  
OR SERIOUS HOBBYIST.**

# The AJ 841 I/O Terminal. Now with RS 232 interface. Now available from dealers.

Demand for our AJ 841 I/O computer terminal has been great. And now that we've finally added RS 232 interface, it will get even greater. So while you can still order it direct from us, now you can also buy it from dealers around the country.

**The AJ 841 features:**

- Choice of Serial RS 232 or parallel interface
- ASCII code
- 14.9 cps printout
- High quality Selectric printing
- Reliable, heavyduty Selectric mechanism
- Off-line use as typewriter
- Documentation included
- 30-day warranty — parts and labor
- Mail order shipments to AJ office or direct to you.



**Warranty and service  
available from your local AJ dealer—  
or from AJ offices in:**

Atlanta/Boston/Chicago/Cincinnati/  
Cleveland/Columbus/Dallas/  
Detroit/Hackensack/Houston/  
Los Angeles/New York/Philadelphia/  
San Jose/Washington, D.C.

Full warranty information  
available on request.

**Order with coupon—or from  
your local AJ dealer**

For location of your nearest AJ dealer  
call toll-free: 800/538-9721.  
(Calif. residents call 408/263-8520)



**HOW TO ORDER DIRECT  
FROM THE FACTORY**

1. Make cashier's check or money order payable to Anderson Jacobson, Inc. and mail to:  
Anderson Jacobson, Inc.  
PERSONAL COMPUTER TERMINAL  
521 Charcot Avenue  
San Jose, CA 95131
2. You will be notified when your unit is ready for shipment. Allow six to eight weeks for delivery.
3. Shipments direct to you require a collect freight charge (FOB San Jose) plus \$25 for a special shipping carton. Shipments to nearest AJ office include freight in the \$35 handling charge.
4. For warranty or repair service, return unit to local dealer or to designated AJ service location.

**Available only in U.S.**

**CLIP AND MAIL WITH ORDER**

Select interface:     RS 232 @\$1195 or     Parallel @ \$1095  
Select keyboard:     EBCD or     Correspondence

- Ship direct to me (freight collect, FOB San Jose, + \$25 box)
- Ship to AJ office (shipping and handling \$35 )

Number of units \_\_\_\_\_ \$ \_\_\_\_\_  
Sales tax at delivery location \$ \_\_\_\_\_  
Shipping and handling \$35 each \$ \_\_\_\_\_  
TOTAL \$ \_\_\_\_\_

NAME \_\_\_\_\_


ADDRESS \_\_\_\_\_

CITY \_\_\_\_\_ STATE \_\_\_\_\_ ZIP \_\_\_\_\_

PHONE (    ) \_\_\_\_\_



For Your SWTP 6800 Computer ...



**PERCOM'S** <sup>TM</sup> Assembled and Tested  
**FLOPPY DISK SYSTEM**  
the **LFD-400**

only **\$599<sup>95</sup>** shipping paid

The LFD-400 is ready to plug in and run  
the moment you receive it.  
Nothing else to buy! Not even extra memory!

**YOU GET:**

- 1 The popular Shugart SA 400 minifloppy™ drive. Drive alignment is double checked by PerCom before shipment.
- 2 The drive power supply—fully assembled and tested.
- 3 LFD-400 Controller/Interface—plugs into the SS-50 bus • accommodates three 2708 EPROMs • fully assembled and tested.
- 4 MINIDOS™—the remarkable LFD-400 disk operating system on a 2708 EPROM • plugs into the LFD-400 Controller card • no extra memory required • no "booting" needed.
- 5 Attractive metal enclosure.
- 6 Interconnecting cable—fully assembled and tested.
- 7 Two diskettes—one blank, the other containing numerous software routines including patches for SWTP 8K BASIC and the TSC Editor/Assembler.
- 8 70-page instruction manual—includes operating instructions, schematics, service procedures, and the complete listing of MINIDOS™.
- 9 Technical Memo updates—helpful hints which supplement the manual instructions.
- 10 90-day limited warranty.

Minifloppy is a trademark of Shugart Associates.  
MINIDOS is a trademark of PERCOM Data Company, Inc.

The LFD-400 is readily expanded to either two or three drives.  
Write for details. Send for our free brochure for more information about the LFD-400 Floppy Disk System and LFD-400 software.

To save you money, the LFD-400 Floppy Disk System is available only from PerCom. Because of the special pricing, group and dealer discounts are not available.

MC and VISA welcome. COD orders require 30% deposit plus 5% handling charge. Allow three extra weeks if payment is by personal check. The LFD-400 Floppy Disk System is available immediately. Allow three weeks for testing and transportation. Texas residents add 5% sales tax.

**PERCOM** <sup>TM</sup>

**PERCOM DATA COMPANY, INC.**  
Dept B 318 BARNES • GARLAND, TX. 75042  
(214) 272-3421

**PERCOM™ 'peripherals for personal computing'**

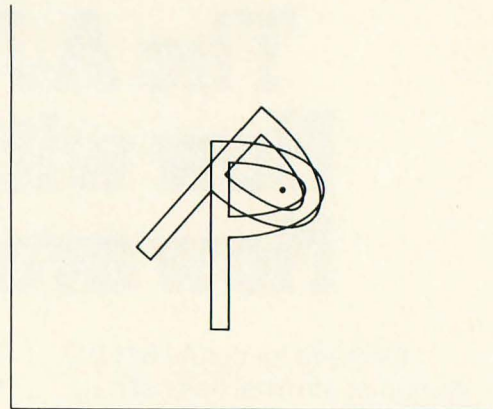


Figure 8: Rotation of an arbitrary figure about an arbitrary point.

and where I takes on all integer values from 1 to  $r_A$  and J takes on all integer values from 1 to  $c_B$ . For example:

let

$$A = \begin{bmatrix} 1 & 2 \\ 5 & 7 \\ 3 & -1 \end{bmatrix}$$

$$r_A = 3$$

$$c_A = 2$$

$$B = \begin{bmatrix} 3 & 1 & 4 & 1 \\ 5 & 9 & 2 & 6 \end{bmatrix}$$

$$r_B = 2$$

$$c_B = 4$$

The number of columns in matrix A is equal to the number of rows in matrix B. In equation form, this means that:

$$c_A = r_B = 2$$

$$[r_c \ c_c] = [3 \ 4]$$

Therefore, we can calculate the matrix result C:

$$C = \begin{bmatrix} 1 \times 3+ & 1 \times 1+ & 1 \times 4+ & 1 \times 1+ \\ 2 \times 5 & 2 \times 9 & 2 \times 2 & 2 \times 6 \\ 5 \times 3+ & 5 \times 1+ & 5 \times 4+ & 5 \times 1+ \\ 7 \times 5 & 7 \times 9 & 7 \times 2 & 7 \times 6 \\ 3 \times 3- & 3 \times 1- & 3 \times 4- & 3 \times 1- \\ 1 \times 5 & 1 \times 9 & 1 \times 2 & 1 \times 6 \end{bmatrix}$$

$$C = \begin{bmatrix} 13 & 19 & 8 & 13 \\ 50 & 68 & 34 & 47 \\ 4 & -6 & 10 & -3 \end{bmatrix}$$

For any matrix M there is a special matrix which, when multiplied by M, yields M. This is called the *identity* matrix (I). It is similar in role to the value 1 in scalar multiplication. Naturally, the identity matrix must be conformable with a particular M. I is a square



matrix, with zeros everywhere but on the diagonal, where the value 1 is placed. The diagonal is the set of elements where the row index equals the column index. For example, if **I** and **M** are both 3 by 3 matrices, then **IM = M**:

$$\begin{bmatrix} 1 & 0 & 0 \\ 0 & 1 & 0 \\ 0 & 0 & 1 \end{bmatrix} \mathbf{M} = \mathbf{M}$$

Now let's turn back to rotations, and see how these may be applied to a collection of points describing a figure on the display screen.

Two comments are worth noting at this stage. It is often useful and necessary to apply the same transformation to several points. This occurs when applying a transformation to items such as polygons or more complex collections of points. Additionally, it is useful to combine basic transformations to create more complex transformations.

A collection of points may be represented as a matrix:

$$\begin{bmatrix} x_0 & y_0 \\ x_1 & y_1 \\ \vdots & \vdots \\ x_n & y_n \end{bmatrix}$$

Recall the basic operations of scaling, rotation and translation:

Scaling (about the origin)

$$x_1 = s_x x_0$$

$$y_1 = s_y y_0$$

Rotation (about the origin)

$$x_1 = x_0 \cos(b) - y_0 \sin(b)$$

$$y_1 = x_0 \sin(b) + y_0 \cos(b)$$

Translation

$$x_1 = x_0 + \text{changex}$$

$$y_1 = y_0 + \text{changey}$$

If these transformations could be represented as appropriate matrices, they could be applied simultaneously to all points in the collection. Scaling may be represented in matrix form as:

$$[x' \ y'] = [x \ y] \begin{bmatrix} s_x & 0 \\ 0 & s_y \end{bmatrix}$$

or, for a collection of points:

$$\begin{bmatrix} x'_0 & y'_0 \\ \vdots & \vdots \\ x'_n & y'_n \end{bmatrix} = \begin{bmatrix} x_0 & y_0 \\ \vdots & \vdots \\ x_n & y_n \end{bmatrix} \begin{bmatrix} s_x & 0 \\ 0 & s_y \end{bmatrix}$$

Rotation through angle *b* about the origin may be represented as:

$$\begin{bmatrix} x'_0 & y'_0 \\ \vdots & \vdots \\ x'_n & y'_n \end{bmatrix} = \begin{bmatrix} x_0 & y_0 \\ \vdots & \vdots \\ x_n & y_n \end{bmatrix} \begin{bmatrix} \cos(b) & \sin(b) \\ -\sin(b) & \cos(b) \end{bmatrix}$$

Translation presents a somewhat more difficult problem. No 2 by 2 transformation matrix can be devised that will transform a group of points by a uniform displacement. An alternative representation of the translation is:

$$x' = (x)1 + (y)0 + 1 \cdot \text{changex}$$

$$y' = (x)0 + (y)1 + 1 \cdot \text{changey}$$

If we now represent all points in two-dimensional space with a 3 element vector of the form  $[x \ y \ 1]$  for the point at  $[x \ y]$ , then the translation operation may be represented in matrix form as

$$\begin{bmatrix} x'_0 & y'_0 & 1 \\ \vdots & \vdots & \vdots \\ x'_n & y'_n & 1 \end{bmatrix} = \begin{bmatrix} x_0 & y_0 & 1 \\ \vdots & \vdots & \vdots \\ x_n & y_n & 1 \end{bmatrix} \begin{bmatrix} 1 & 0 & \text{changex} \\ 0 & 1 & \text{changey} \\ 0 & 0 & 1 \end{bmatrix}$$

Note that a third (unnecessary) column is added to the translation matrix to make the results have the same dimensions as the input points.

The scaling matrix is now rewritten as:

$$\begin{bmatrix} s_x & 0 & 0 \\ 0 & s_y & 0 \\ 0 & 0 & 1 \end{bmatrix}$$

The rotation matrix is now:

$$\begin{bmatrix} \cos(b) & \sin(b) & 0 \\ -\sin(b) & \cos(b) & 0 \\ 0 & 0 & 1 \end{bmatrix}$$

The use of an *n*+1 element vector to represent a point in *n*-dimensional space is known as the use of *homogeneous coordinates*.

Now that a uniform representation, the 3 by 3 matrix, is available for transformations, two questions arise: (1) How can more complex transformations be implemented? (2) What effects are obtained from matrices which do not fit into the special structures generated for the basic transformations?

Most complex geometric operations may



$$\begin{array}{c} \text{Transformed} \\ \text{Coordinate} \\ \text{Matrix (n by 3)} \end{array} \begin{bmatrix} X_0' & Y_0' & 1 \\ \vdots & \vdots & \vdots \\ X_n' & Y_n' & 1 \end{bmatrix} = \begin{array}{c} \text{Coordinate} \\ \text{Matrix} \\ \text{(n by 3)} \end{array} \begin{bmatrix} X_0 & Y_0 & 1 \\ \vdots & \vdots & \vdots \\ X_n & Y_n & 1 \end{bmatrix} \begin{array}{c} \text{Translation to} \\ \text{Origin by } (-X_r, -Y_r) \\ \text{(3 by 3)} \end{array} \begin{bmatrix} 1 & 0 & 0 \\ 0 & 1 & 0 \\ -X_r & -Y_r & 1 \end{bmatrix} \begin{array}{c} \text{Rotation by} \\ \text{Angle } b \\ \text{(3 by 3)} \end{array} \begin{bmatrix} \cos(b) & \sin(b) & 0 \\ -\sin(b) & \cos(b) & 0 \\ 0 & 0 & 1 \end{bmatrix} \begin{array}{c} \text{Translation by} \\ \text{(} X_r, Y_r \text{)} \\ \text{(3 by 3)} \end{array} \begin{bmatrix} 1 & 0 & 0 \\ 0 & 1 & 0 \\ X_r & Y_r & 1 \end{bmatrix}$$

Example 1.

$$T_3 = \begin{bmatrix} a & b & c \\ d & e & f \\ g & i & j \end{bmatrix}$$

(h intentionally omitted)

be implemented as a sequence of basic operations. A few examples are examined next.

### Rotation About an Arbitrary Point $[x_r, y_r]$

Since we know how to rotate about the origin, the point R and the object are first moved to the origin. The object is then rotated and the system moved back so that R is at its original location. A matrix representation of this procedure is shown in example 1. The point R will be unchanged by this sequence of transformations. Transformations are *not* generally commutative; ie: the order of application of the transformations is fixed to achieve a particular combined result.

A similar statement is true for matrix multiplication:

$$AB \neq BA \text{ in general.}$$

But, matrix multiplication is *associative*. That is, if the order of the matrices is fixed, the order in which the individual multiplications is performed does not matter as far as the value of the result is concerned. Thus, in the example shown, we could combine the last three (transformation) matrices by multiplication to yield a single 3 by 3 matrix which represents the combined transformation. If more than three points are represented in the coordinate matrix, this technique will reduce the amount of computation necessary to calculate the result.

As a general comment, it is useful to decompose complex transformations into a series of basic transformations. Any transformation which preserves shape in the sense discussed above can be decomposed into a series of basic transformations represented as matrices. The product of these matrices will be the matrix representation of the complex transformation.

A general 3 by 3 matrix might be represented by:

Three special cases of this matrix have been presented that represent the basic transformations. While the products of such basic transformations can yield many of the cases of the general  $T_3$  matrix, it is useful to examine some other simple cases. The 3 by 3 identity matrix:

$$I_3 = \begin{bmatrix} 1 & 0 & 0 \\ 0 & 1 & 0 \\ 0 & 0 & 1 \end{bmatrix}$$

yields a result identical to the original set of points. This is a *null* transformation. The effect of setting elements  $a$  and  $e$  (referring to the general  $T_3$  matrix elements) equal to other values results in scaling. Setting elements  $g$  and  $i$  to nonzero values creates a translation. The process of setting element  $b$  to a nonzero value is shown in the following equations:

$$\begin{aligned} x' &= x \\ y' &= bx + y
 \end{aligned}$$

The effect of this change on our figure "P" test pattern is shown in figure 9. This type of transformation is known as a *y shear*. Note how the "P" has been distorted in the *y* direction only by this operation.

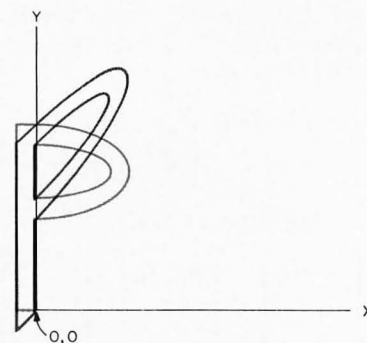


Figure 9: An example of *y shear*.



GET THE **REAL** LOW DOWN BEFORE YOU BUY

# SO YOU WANT TO BUY A COMPUTER??

This new book presents an objective look at the top 24 micro systems sold throughout the world.

It discusses the Pros and Cons of each system in No Uncertain Terms and takes a straightforward look at the micro computer industry as it relates to YOU.

Written especially for the layman in a language he can understand. Profit from the mistakes of others.

Includes hundreds of references.

## Table of Contents

1. Introduction
2. Don't get hung up on the chips
3. Which category do you fit into
4. Now - About the Hardware
5. Peripherals that plug in?
6. What? No Software!
7. Helpful Suggestions before spending money
8. Addresses

\$4.50 per Volume

Volume discounts available



## SCIENTIFIC RESEARCH

P.O. Box 490099-B

Key Biscayne, Florida 33149

Phone Orders Call 800-327-6543

Add \$1 handling, all domestic shipments sent parcel post. Foreign orders add \$4 for air shipment and make payable in U.S. funds.



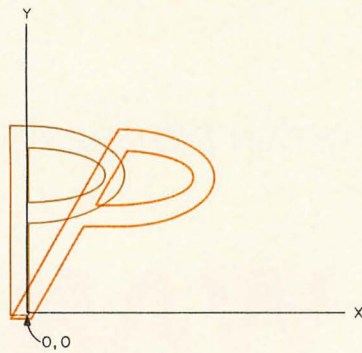


Figure 10: An example of x shear.

Similarly, setting element  $d$  equal to a nonzero value causes an x shear as shown in figure 10:

$$\begin{aligned} x' &= x + dy \\ y' &= y \end{aligned}$$

If element  $c$  or element  $f$  is nonzero, or if element  $i$  is not one, the result of the transformation is of the form:

$$\begin{bmatrix} h & \neq & 1 \\ hx & hy & h \end{bmatrix}$$

Here,  $hx$  and  $hy$  are considered to be *blit-eral* (2 letter) symbols or variable names, *not* products of  $h$  and  $x$  or  $y$ . In this case, we divide each element of the vector by the last (or homogeneous) element. Thus, the coordinates of the point  $(x,y)$  in two-space may be represented by an infinite number of homogeneous representations  $[hx\ hy\ h]$ . The process of dividing through by the homogeneous coordinate is known as homogeneous normalization (see table 1).

A particular problem arises when  $h = 0$ . In this case, division is undefined. An understanding of this situation is attained by letting  $h$  go to zero.

The value of the normalized point in table 1 goes out along a line from the origin through the point  $[a\ b]$ ; as  $h$  approaches zero, the point goes to infinity. Thus the representation  $[a\ b\ 0]$  defines a point at

Homogeneous Representation			Normalized Representation	
$hx$	$hy$	$h$	$x$	$y$
$\underline{a}$	$\underline{b}$	1	$\underline{a}$	$\underline{b}$
$\underline{a}$	$\underline{b}$	.1	$10\underline{a}$	$10\underline{b}$
$\underline{a}$	$\underline{b}$	.01	$100\underline{a}$	$100\underline{b}$
.	.	.	.	.
.	.	.	.	.
$\underline{a}$	$\underline{b}$	0	undefined	undefined

Table 1: Homogeneous versus normalized representation of coordinates in two-dimensional space. The homogeneous representation of the coordinate pairs is a way of encoding the numbers in a general manner using the extra element  $h$  in the matrix row. The values of the coordinates are found by dividing  $h$  into each coordinate (expressed here as variable names, ie: " $hx$ "; this does not mean " $h$  times  $x$ "). The results are shown in the right side of the table. The extra column in the homogeneous form of the matrix is needed to make the matrix conformable with other matrices used for translation operations.

infinity along the line from the origin through  $[a\ b]$ . This representation of points at infinity is completely consistent with all previous discussion and definitions of transformations. The only truly undefined homogeneous value in two-dimensional space is  $[0\ 0\ 0]$ .

In transforming graphic elements, a problem may arise regarding the screen space boundaries. Portions of objects may fall outside the screen space after transformation. A similar situation may arise when objects are converted from problem space to screen space. It is therefore necessary to have a procedure for "clipping" the portions of objects outside the screen space so that the on-screen portion is accurately portrayed. The procedure described operates on the typical 4 sided rectangular screen.

The screen may be defined by four inequalities:

$$\begin{aligned} x &\geq x_l & x_l &= \text{leftmost } x \text{ value} \\ x &\leq x_r & x_r &= \text{rightmost } x \text{ value} \\ y &\geq y_b & y_b &= \text{bottom } y \text{ value} \\ y &\leq y_t & y_t &= \text{top } y \text{ value} \end{aligned}$$

The procedure operates on each line segment in the image and determines what portion, if any, lies in the screen space.

The two endpoints of each line segment are classified as satisfying or not satisfying each of the four inequalities. Three specific

#### Editor's Note: Analogies Between Hardware and Software

Readers with a hardware background are no doubt familiar with the concept of limiting the range of a signal, or "clipping" it. This is often accomplished using a nonlinear device such as a diode. In this article, we find the same concept used in the software which transforms a list of points making up an image so that it will fit on a display screen. Here, instead of an analog signal, the "signal" being limited is the numerical range of the coordinates being computed. The implementation is different, but the concept is identical. . .CH



# COMPUTER SOFTWARE

For Homeowners, Businessmen, Engineers, Hobbyists, Doctors, Lawyers, Men and Women

We have been in business for over nine years building a reputation for providing a quality product at nominal prices - NOT what the traffic will bear. Our software is:

- **Versatile** — as most programs allow for multiple modes of operation.
- **Tutorial** — as each program is self prompting and leads you through the program (most have very detailed instructions contained right in their source code).
- **Comprehensive** — as an example our PSD program not only computes Power Spectral Densities but also includes FFT's, Inverse-transforms, Windowing, Sliding Windows, simultaneous FFT's variable data sizes, etc. and as a last word our software is!
- **Readable** — as all of our programs are reproduced full size for ease in reading.
- **Virtually Machine Independent** — these programs are written in a subset of Dartmouth Basic but are not oriented for any one particular system. Just in case your Basic might not use one of our particular systems. Just in case your Basic might not use one of our functions we have included an appendix in Volume V which gives conversion algorithms for 19 different Basic's; that's right, just look it up and make the substitution for your particular version. If you would like to convert your favorite program in to Fortran or APL or any other language, the appendix in Volume II will define the statements and their parameters as used in our programs.

Over 85% of our programs in the first five volumes will execute in most 8K Basic's with 16K of free user RAM. If you only have 4K Basic, because of its lack of string functions only about 60% of our programs in Volumes I through V would be useable, however they should execute in only 8K of user RAM.

For those that have specific needs, we can tailor any of our programs for you or we can write one to fit your specific needs.

Vol. I	Vol. II	Vol. III	Vol. IV	Vol. V	
Business & Personal Bookkeeping Programs	Binomial Chi-Sq. Coeff Confidence 1 Confidence 2 Correlations Curve Differences Dual Plot Exp-Distri Least Squares Paired Plot Plotpts Polynomial Fit Regression Stat 1 Stat 2 T-Distribution Unpaired Variance 1 Variance 2 XY	Beam Conv. Filter Fit Integration 1 Integration 2 Intensity Lola Macro Max. Min. Navaid Optical Planet PSD Rand 1 Rand 2 Solve Sphere-Trian Stars Track Triangle Variable Vector	Billing Inventory Payroll Risk Schedule 2 Shipping Stocks Switch	Bingo Bonds Bull Enterprise Football Funds 1 Funds 2 Go-Moku Horse Integers Logic Mazes Poker Popul Profits Qubic Rates Retire Savings SBA Tic-Tac-Toe	Andy Cap Baseball Compare Confid 10 Descrip Differ Engine Fourier Horse Integers Logic Playboy Primes Probal Quadromac Red Baron Regression 2 Road Runner Roulette Santa Stat 10 Stat 11 Steel Top Vary Xmas

Vol. VI	Vol. VII	Vol. VIII
Ledger ACBS rev. 80 Users Manual	Chess Medbil Wdproc Utility	1040-Tax Balance Checkbook Inst 1 & 2 Deprec 2

Maintains Company accounts and generates financial reports. Includes routines for: P/yl, Inv, Depr, A/R, A/P.

Designed to challenge the average player, fairly comprehensive. Great fun for all, offers a unique opportunity for beginners in need of an opponent.

For Doctors and Dentists alike, a complete patient billing system which also permits the maintaining of a patient history record.

Wordprocessing for lawyers, publishers, writers, etc. Write, store, and change from rough draft to final copy in a variety of formats.

Disk utility program with memory testing.

Taxpayers return, itemized deductions or standard  
Reconciles bank statements  
Balances your checkbook  
Computes real cost on bank financed items; cars, boats, etc.  
Computes depreciation, 4 methods, any time period

APPENDIX C — FAVORITE PROGRAM CONVERSIONS

Vol. I — \$24.95	Vol. II — \$24.95	Vol. III — \$39.95	Vol. IV — \$9.95	Vol. V — \$9.95	Vol. VI — \$49.95	Vol. VII — \$39.95	Vol. VIII — \$19.95
Bookkeeping	Math/Engineering	Advanced Business	General Purpose	Experimental's Program	Mini-Ledger	Professional Programs	Homeowners Programs
Games	Plotting/Statistics	Billing, Inventory					
Pictures	Basic Statement	Investments					
	Def.	Payroll					

**SCIENTIFIC RESEARCH**  
P.O. Box 490099-B, Key Biscayne, FL 33149  
Phone orders call 800-327-6543  
Information — (305) 361-1153

Available at most computer stores  
Master Charge and Bank Americard accepted.

Our Software is copyrighted and may not be reproduced or sold.



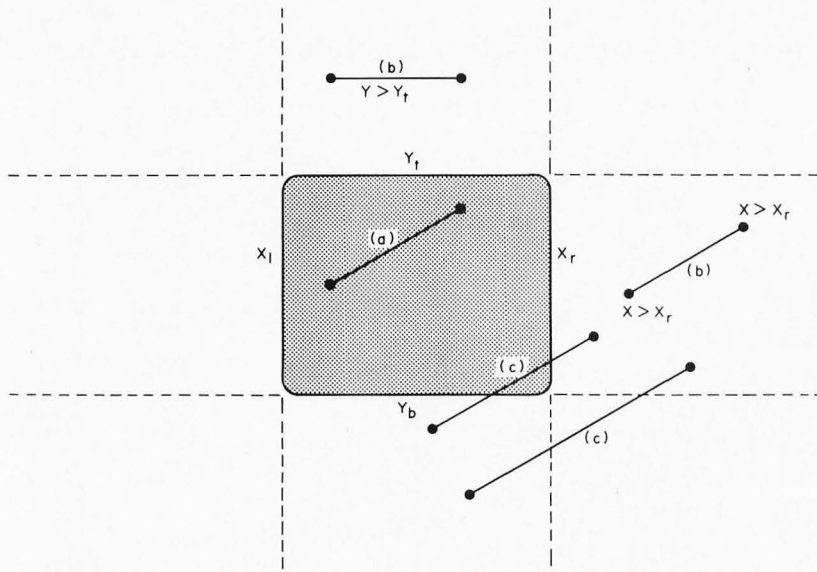


Figure 11: Three different ways a line can appear. Line (a) is completely within the borders of the video screen. The lines labeled (b) are completely outside of the screen area, and the lines labeled (c) are partially within the screen area.

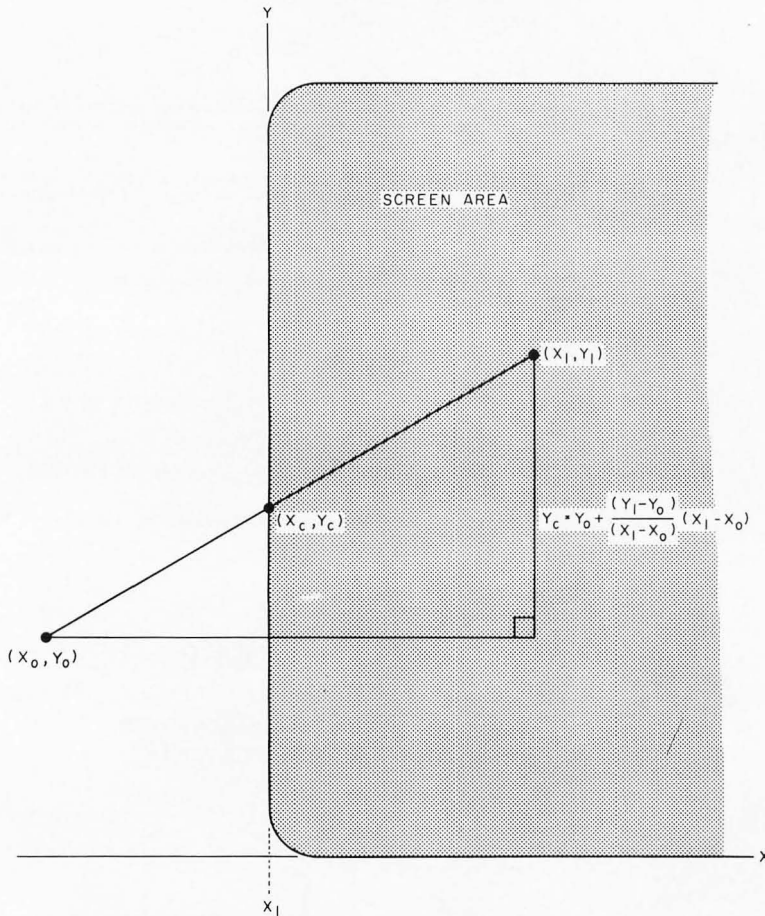


Figure 12a: Clipping. One way of calculating the cutoff point for a line is to use the traditional method of similar triangles. A disadvantage of this method is that it requires multiplication, a relatively time consuming operation on a computer.

cases may result from this endpoint coding:

- (a) Both endpoints satisfy all inequalities.
- (b) Both endpoints do not satisfy the same inequality.
- (c) Neither of the above.

In case (a) the entire line lies within the screen space and is therefore displayed. In case (b) the entire line lies outside the screen space and is therefore not displayed. Case (c) requires further treatment.

The visible portion (if any) of each case (c) line is determined by cutting it with every inequality line (screen boundary) which is violated by either endpoint. Each inequality or clipping boundary not satisfied will cut the line into two portions, visible and invisible. The portion remaining, if any, will be the line segment visible in the screen space.

One approach to determining the point at which a line is cut by a boundary is derived from geometry (see figure 12a). The formulas for the left x boundary can be derived and the  $x_l$ ,  $y_b$  and  $y_t$  results follow in similar fashion. By similar triangles:

$$\frac{y_s - y_0}{x_c - x_0} = \frac{y_1 - y_0}{x_1 - x_0}$$

but

$$x_c = x_l$$

so

$$y_c = y_0 + \left( \frac{y_1 - y_0}{x_1 - x_0} \right) (x_l - x_0)$$

The visible portion of the line is from  $(x_l, y_c)$  to  $(x_1, y_1)$ .

An alternative approach, the clipping divider, is more suitable for microprocessor implementation since it uses neither multiplication nor division. It is actually a type of binary search. Using the example in figure 12b, we define  $(x_m, y_m)$  as the midpoint of the line to be clipped.  $(x_m, y_m)$  is calculated as follows:

$$x_m = (x_0 + x_1) / 2 \quad (\text{add and 1 bit shift})$$

$$y_m = (y_0 + y_1) / 2 \quad (\text{add and 1 bit shift})$$

If  $x_m = x_l$ , then  $y_m$  is the y coordinate of the clipped endpoint and the process is completed. If  $x_m$  violates the inequality, then replace  $(x_0, y_0)$  with  $(x_m, y_m)$ . Recalculate  $(x_m, y_m)$ . If the new  $x_m$  satisfies the inequality, then replace  $(x_1, y_1)$  with  $(x_m, y_m)$ . In either of the last two cases, repeat the procedure with the new line, either  $(x_m, y_m)$  to  $(x_1, y_1)$  or  $(x_0, y_0)$  to  $(x_m, y_m)$ . Because of the shifting used to calculate  $(x_m, y_m)$ , the process continues no



Figure 12b: Clipping. Another method of calculating the cutoff point of a line on the screen is to use a form of binary search. The method involves halving the line segment successively until the y value converges to the correct answer. This method only requires adding and shifting and is thus quicker to compute than the method of similar triangles.

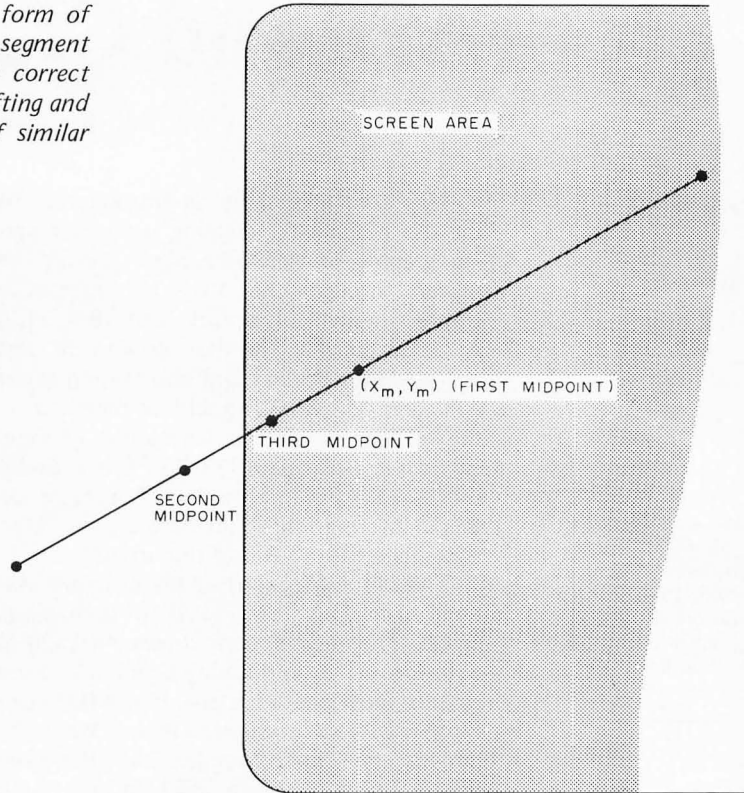
more times than the number of bits in a word and the y coordinate will converge to the correct value.

This clipping process completes the set of basic operations necessary to operate on two-dimensional information to produce graphic output.


I hope readers will be encouraged to use these practical techniques in their experiments with computer graphics. ■

#### BIBLIOGRAPHY

1. Newman, W, and Sproull, R, *Principles of Interactive Computer Graphics*, McGraw-Hill Book Company, New York, 1973.
2. Rogers, D F, and Adams, J A, *Mathematical Elements for Computer Graphics*, McGraw-Hill Book Company, New York, 1976 (paperback, uses BASIC).




## NEW BESTSELLERS



**INTRODUCTION TO PERSONAL AND BUSINESS COMPUTING**  
By Rodnay Zaks, 250 pp, ref C200 \$6.95

**NEW.** For the beginner. How to use and purchase a system, from the microcomputer box to the peripherals. Why. Business requirements. How to fail. Programming. Which BASIC?  
**NOW ALSO AVAILABLE ON CASSETTES** - 3 hrs, ref S10 \$14.95



**MICROPROCESSORS: from chips to systems**  
By Rodnay Zaks, 416 pp, ref C201 \$9.95

**USED WORLDWIDE AS UNIVERSITY TEXT.** A comprehensive, yet detailed and clear introduction to all aspects of microprocessors. How they work. The ROM, RAM, PIO, UART. How to interconnect. System development.




**PROGRAMMING MICROCOMPUTERS: 6502**  
By Rodnay Zaks, 250 pp, ref C202, \$9.95

**NEW.** How to program microprocessors, with 6502 examples: arithmetic, input-output, peripherals. Interrupts. An educational text requiring no prior programming knowledge, yet useful to those wanting to learn about specific programming techniques. Applicable to PET, KIM, VIM, APPLE.



**MICROPROCESSOR INTERFACING TECHNIQUES**  
By Austin Lesea and Rodnay Zaks, 416 pp, ref C207, \$9.95

**ALSO USED WORLDWIDE AS UNIVERSITY TEXT.** How to connect to all the usual peripherals, from keyboard to floppy disk, including A/D, displays, standard busses (RS232, S100, IEEE 488) and dynamic RAMs.



### TO ORDER

- **BY PHONE:** call (415)848-8233  
BankAmericard/Mastercharge accepted
- **SHIPPING:** no charge when payment included.  
**ADD:** \$1.50/book for fast shipping.
- **TAX:** in California, add sales tax.
- **OVERSEAS:**  
SYBEX-EUROPE, 313 rue Lecourbe,  
75015 - PARIS, France Tel: (1)8282502



2020 Milvia St.  
Berkeley,  
Calif 94704

NAME \_\_\_\_\_ POSITION \_\_\_\_\_  
 COMPANY \_\_\_\_\_  
 ADDRESS \_\_\_\_\_  
 CITY \_\_\_\_\_ STATE/ZIP \_\_\_\_\_  
 C201  C207  C200  C202  OTHER \_\_\_\_\_  
 Payment enclosed  Bill company  Bill me  
 ADD \$1.50/BOOK FOR FAST SHIPPING  
 charge my  Visa  Master charge  
 Number \_\_\_\_\_ Exp date \_\_\_\_\_  
 Signature \_\_\_\_\_  Send catalog.  
 FREE CATALOG/ ORDER FORM





# APL and Graphics

Eduardo Kellerman  
V34/0284  
IBM Corp  
Endicott NY 13760

Entire article and all figures copyright International Business Machines Corporation, 1978. Printed by permission. All graphics were produced digitally (including author's signature).

This article presents an introduction to the use of APL for creating and manipulating graphic images. The paper carries the reader through the steps of interactive graphic design using APL and IBM 5100 APL Graphpak. The last section of this article, giving background information about APL and Graphpak, should be reviewed by the reader not familiar with either of these two topics. August 1977 BYTE is a useful source of APL information. For more detailed information about APL see the references listed at the end of this article.

The initial checkout of the examples was done using an IBM 5100 in stand-alone mode. The results were drawn on an IBM 5103 printer by modifying Graphpak to use output functions from the IBM 5100 Print Plot/APL Problem Solver Library. When the designs grew more complex, the IBM 5100 was connected to an IBM System 370/Model 168 and the code was executed there. The IBM System 370/Model 168 produced its output on a storage scope equipped with a hard copy unit.

## Developing Repetitive Patterns

The first example follows a graphic designer through the development of a pleasing design for wrapping paper. Using a triangle as the basis for experimentation, the coordinates for a triangle centered at the origin are derived as shown in figure 1. A matrix, TRI, is then created to describe the triangle to the DRAW function:

```
TRI←4 3p1,0,1,0,(COS 30),(-SIN 30),0,(-COS 30),
(-SIN 30),0,0,1
```

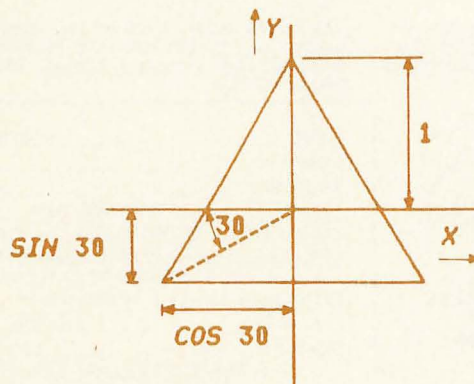


Figure 1: Equilateral triangle centered at the origin, the basic drawing block of our design.

For this example, TRI looks like:


```
TRI
1 0 1
0 0.87 -0.5
0 -0.87 -0.5
0 0 1
```

To create patterns, translate the TRI matrix into the display window and draw it with the following APL function:

```
▽ DESIGN1
[1] TR←(COS 30),SIN 30
[2] DRAW TR TRANSLATE TRI
▽
```

When executed on the IBM 5100, DESIGN1 gives a very small triangle of the defined dimensions. It will be necessary to increase the size of the triangle since it is presently too small to be used in a design. The function DESIGN2, shown in listing 1, is written to rotate the triangle 15 times and then translate the magnified pattern into the viewing area before drawing it.

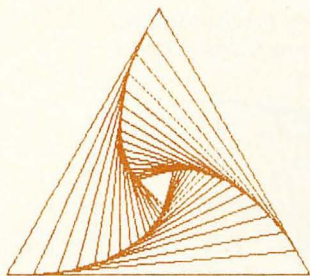
Note in line 4 of listing 1 that the initialization of variable OUT is to be a matrix with no rows and three columns. This is done so that OUT has the proper shape when in line 6 it is catenated with TRI2 (which has three columns). When DESIGN2 is executed on the IBM 5100 the result is:



Even though the original (magnified) triangle is within the viewing window, the complete pattern is not. Instead of moving the whole pattern into the display window, the rotating triangles can be *shrunk* so they stay within each other. The result of experimenting with different shrinking factors (actually magnifications of less than 1.0) is the APL



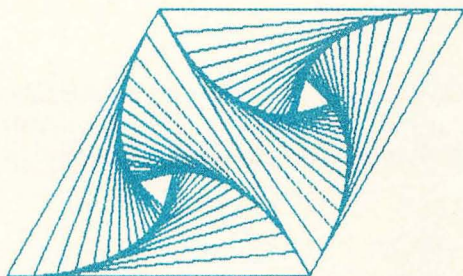
function in listing 2. Execution of DESIGN3 results in:



To extend the design over a larger area of the plane, an upside-down version of the nested triangles is used. This upside-down design is obtained by rotating the original design  $180^\circ$  ( $\pi$  radians). The original and new patterns are then drawn side by side. This is accomplished by adding the following two lines at the end of program DESIGN3:

```
[13] OUT2+180 ROTATE OUT
[14] DRAW 15 MAGNIFY (2*TR) TRANSLATE OUT2
```

Execution of this program gives:



This pattern is used to cover the plane. To do so, variable OUT is made into a matrix containing the description of both the original set of nested triangles and the upside-down nested triangles by replacing lines 12 thru 14 with:

```
[12] OUT2+TR TRANSLATE 180 ROTATE OUT
[13] OUT+OUT,[1] OUT2
```

Then, to draw the N by M tilings, two nested loops are added at the end of the APL function. These loops are incorporated in lines 14 thru 19 of the function DESIGN7, which is shown in its entirety in listing 3.

Note that, in line 16 of listing 3, unnecessary parentheses were used to make the meaning clearer. However, not enough parentheses were added to make the meaning completely unambiguous to readers not familiar with APL. For example, the expression

$$TRX \times (1 + 2 \times J)$$

could be written

$$TRX \times (1 + (2 \times J))$$

```
▽ DESIGN2;TR;ROT;REP;OUT;TRI2
```

```
[1] TR+(COS 30),SIN 30
[2] ROT+0
[3] REP+15
[4] OUT+ 0 3 ρ0
[5] LOOP:TRI2+ROT ROTATE TRI
[6] OUT+OUT,[1] TRI2
[7] ROT+ROT+5
[8] +LOOP IF 0<REP+REP-1
[9] DRAW 15 MAGNIFY TR TRANSLATE OUT
```

```
▽
```

```
▽ DESIGN3;TR;MAG;ROT;REP;OUT;TRI2
```

```
[1] TR+(COS 30),SIN 30
[2] MAG+1
[3] ROT+0
[4] REP+15
[5] OUT+ 0 3 ρ0
[6] LOOP:TRI2+ROT ROTATE TRI
[7] TRI2+MAG MAGNIFY TRI2
[8] OUT+OUT,[1] TRI2
[9] ROT+ROT+5
[10] MAG+MAG*0.87
[11] +LOOP IF 0<REP+REP-1
[12] DRAW 15 MAGNIFY TR TRANSLATE OUT
```

```
▽
```

```
▽ N DESIGN7 M;TR;TRX;TRY;MAG;ROT;REP;OUT;TRI2;OUT2
```

```
[1] TR+(TRX+COS 30),TRY+SIN 30
[2] MAG+1
[3] ROT+0
[4] REP+15
[5] OUT+ 0 3 ρ0
[6] LOOP:TRI2+ROT ROTATE TRI
[7] TRI2+MAG MAGNIFY TRI2
[8] OUT+OUT,[1] TRI2
[9] ROT+ROT+5
[10] MAG+MAG*0.87
[11] +LOOP IF 0<REP+REP-1
[12] OUT2+TR TRANSLATE 180 ROTATE OUT
[13] OUT+OUT,[1] OUT2
[14] I+0
[15] LPI:J+0
[16] LPJ:TR+(TRX*(1+2*J)),(I+TRY*(I+1))
[17] DRAW 15 MAGNIFY TR TRANSLATE OUT
[18] +LPJ IF M>J+J+1
[19] +LPI IF N>I+I+1
```

```
▽
```


Listing 1: DESIGN2, an APL routine used to rotate the basic triangle and translate it into the viewing window. This operation is repeated 15 times. Note the use of variables in the header line of the function. This assures only local use of those variables.

Listing 2: DESIGN3, an APL routine which rotates and shrinks the basic triangle shape to keep the rotated triangles inside of the previously drawn triangle. This also keeps the rotated triangles within the viewing window.

Listing 3: APL program for drawing an N by M tiling of a surface. Each of the tiles consists of a right side up, rotated, magnified triangle series and an upside down, rotated, magnified triangle series.



Figure 2: Repetitive pattern resulting from the execution of DESIGN1. The prerequisite for accepting this design is aesthetic. The author felt that this was a pleasing arrangement of triangles.



Listing 4: A modification to listing 3, incorporated in line 16, shifts every other row of the pattern half a triangle to produce a more pleasing effect.

```

▽ N DESIGN8 M;TR;TRX;TRY;MAG;ROT;REP;OUT;TRI2;OUT2
[1] TR+(TRX+COS 30),TRY+SIN 30
[2] MAG+1
[3] ROT+0
[4] REP+15
[5] OUT+ 0 3 ρ0
[6] LOOP:TRI2+ROT ROTATE TRI
[7] TRI2+MAG MAGNIFY TRI2
[8] OUT+OUT,[1] TRI2
[9] ROT+ROT+5
[10] MAG+MAG*0.87
[11] +LOOP IF 0<REP+REP-1
[12] OUT2+TR TRANSLATE 180 ROTATE OUT
[13] OUT+OUT,[1] OUT2
[14] I+0
[15] LPI:J+0
[16] LPJ:TR+(TRX*-1+ (2|I)+2*J),I+TRY*(I+1)
[17] DRAW 15 MAGNIFY TR TRANSLATE OUT
[18] +LPJ IF M>J+J+1
[19] +LPI IF N>I+I+1

```

▽

Listing 5: DESIGN9, an APL program that produces pictures such as the one shown in figure 4. The basic pattern has been shifted from row to row to produce a more pleasing design.

```

▽ N DESIGN9 M;TR;TRX;TRY;MAG;ROT;REP;OUT;TRI2;OUT2
[1] TR+(TRX+COS 30),TRY+SIN 30
[2] MAG+1
[3] ROT+0
[4] REP+15
[5] OUT+ 0 3 ρ0
[6] LOOP:TRI2+ROT ROTATE TRI
[7] TRI2+MAG MAGNIFY TRI2
[8] OUT+OUT,[1] TRI2
[9] ROT+ROT+5
[10] MAG+MAG*0.87
[11] +LOOP IF 0<REP+REP-1
[12] OUT2+OUT
[13] OUT[;3]+-OUT[;3]
[14] OUT+OUT2,[1] TR TRANSLATE OUT
[15] I+0
[16] LPI:J+0
[17] LPJ:TR+(TRX*-1+ (2|I)+2*J),I+TRY*(I+1)
[18] DRAW 15 MAGNIFY TR TRANSLATE OUT
[19] +LPJ IF M>J+J+1
[20] +LPI IF N>I+I+1

```

▽



# Powerful Software

with Extended Documentation offered by



**PRC—  
THE PROGRAM OF THE MONTH CORPORATION  
UNVEILS COMPREHENSIVE CONCEPT  
IN SOFTWARE PRESENTATION**

## **UNIQUE DOCUMENTATION**

Unique documentation gives you clear, complete and instructive text in a graphically appealing manual. This documentation doesn't only provide step by step "how to" but also is geared to help you to understand hardware-software interactions, and to promote further applications.

## **POWERFUL CODE**

Whether it be for games, applications (home and business), or sophisticated programming tools and monitors, PRC permeates the design of its unique code with "human engineering." And you'll appreciate the delicate balance between machine-human dialogue and resident program-space in memory.

## **BEAUTIFUL CASSETTE-FOLDER**

PRC packages your manual and cassette in an elegant and durable gold-stamped folder.

## **AN ARRAY OF PROGRAMS ARE AT YOUR FINGERTIPS**

PRC presently offers "MICROFILE" a DATA FILE MANAGEMENT program and "DDS II" the famous

**DYNAMIC DEBUGGING SYSTEM.** New programs will be released at regular intervals.

## **YOU'LL DISCOVER EXTENSIVE PROGRAM CAPABILITIES**

With "MICROFILE," a new DATA FILE MANAGEMENT program, you can:

- Manage any list of items
- Enter new data
- Edit information already on file
- Sort items alphanumerically upwards or downwards
- Search by primary and/or secondary keys (labels)
- List and print selected or all items
- Total sums of columns
- Justify right or left margins of each column
- Delete items
- Save and retrieve data with mass storage media

## **PROGRAM APPLICATION EXPANDS YOUR COMPUTER USAGE**

For example, "MICROFILE" manages: Home inventory • Listing of musical tapes • Calendar of activities • Vacation itineraries • Checks by categories • Home-upkeep tickler files • Family historical dates • Health records.

## **PRC SUPPORTS YOUR MAJOR BRANDS**

APPLE, PET, SOL, SORCERER, TRS-80, and other systems with Z-80, 8080 and 6502 processors.

## **VISIT YOUR NEAREST DEALER TODAY**

Let him demonstrate the excellence of PRC programs.



Or write for the name of a dealer in your area to:

**PRC—THE PROGRAM OF THE MONTH CORPORATION**

257 Central Park West, New York, N.Y. 10024

## **New Product Releases From**

## **PRC THE PROGRAM OF THE MONTH CORPORATION**

257 CENTRAL PARK WEST  
NEW YORK, N.Y. 10024

Gentlemen:

- Please place my name on your priority mailing list to receive your descriptive advance releases off all new programs developed by -PRC- at regular intervals.
- Please send me a list of dealers in my area.

Name \_\_\_\_\_

Corporation \_\_\_\_\_

Address \_\_\_\_\_

City \_\_\_\_\_ State \_\_\_\_\_ Zip \_\_\_\_\_

REFERENCE: 9B8





Figure 3: Full size design created by shifting the pattern of figure 2. The rows have been shifted in relation to each other for appearance.



# COSMAC VIP

**\$249\*** gets the entire family into creating video games, graphics and control functions. For starters.



COSMAC VIP, the completely assembled, ready-to-operate RCA Video Interface Processor, opens up a whole new world of computer excitement. New challenges in graphics, games and control functions. Yet it's just \$249.00.

Easy to buy. And easy to program, thanks to its unique, easy-to-use interpretive language. You get a complete how-to book including programs for 20 games: fun, challenging, and ready to load and record on your cassette.

### **Simple but powerful.**

Built around an RCA COSMAC microprocessor, the VIP is a complete computer system that can grow with you. It has 2K of RAM, expandable on-board to 4K. Plus a ROM monitor, audio tone output to a built-in speaker, power supply, and 8-bit input and output ports for control of relays, sensors, or other peripherals.

Soon RCA will offer options for color graphics and 256 tone sound generation. An optional auxiliary keyboard will open up an exciting world of two-player games.

### **Take the first step now.**

Check your local computer store or electronics distributor for the VIP. Or contact RCA VIP Marketing, New Holland Avenue, Lancaster, PA 17604. Phone (717) 291-5848.

\*Suggested retail price. Does not include video monitor or cassette recorder.

**The fun way  
into computers.**

# RCA






Figure 4: Pattern produced by flipping the triangles over, an example of how easy it is to produce a wide variety of patterns with only small modifications to a basic design program.



# TARBELL SOFTWARE Extensive & Inexpensive.

## TARBELL CASSETTE BASIC only \$36.00

Most features of ALTAIR\* Extended BASIC are included PLUS these added features:

- Assignment of I/O
- Alphanumeric line labels
- Unlimited length of strings
- Unlimited length of variable names
- Procedures with independent variables
- Number system 10 digits BCD integer or floating point

Included are commands unique to TARBELL CASSETTE BASIC which provide capabilities to:

- Initialize I/O channel
- Assign a physical device to a logical device
- Drop an I/O channel previously assigned
- Save the BASIC interpreter and monitor or I/O routines on cassette
- Cause programs to be appended onto programs already in memory
- Call a procedure and pass variables on the list
- Cause interpreter to enter edit mode using 15 single character edit commands.

Tarbelle BASIC occupies 18K of RAM. Source is available on cassette, CP/M\*\* Disk, and printout—all at reasonable prices. Price for TARBELL CASSETTE BASIC and complete documentation: \$36.00.

---

---

## CP/M Disk Operating System

The I/O section of this software has been modified to operate with the TARBELL Floppy Disk Interface in 24K bytes of memory. Five commands permit listing of directory, typing contents of an ASCII file, renaming a file, erasing a file from disk, and saving memory on disk. Fourteen programs are included which are invoked like commands. Six source files are included for transferring between TARBELL Cassette and disk, cold-start loading, Basic I/O system with drivers, and reformatting crashed diskettes. Documentation includes a listing of BIOS and instructions to patch CBIOS for your system. Price is \$100 on CP/M diskette with documentation. (CP/M is a product of Digital Research).

---

---

## CP/M 1.4 Update Package

A TARBELL Update Package for those now using CP/M 1.3 is now available on diskette. The Update Package adds new commands and the ability to access four disk drives, as well as 2 new CP/M manuals, TARBELL CP/M User's Guide and a new BIOS listing. Price: \$50.00.

---

---

## SPOOLER

This 8080 program will save many hours of computing time. It intercepts all output to the list device, spools the output to a high-speed disk file, and directs the spooled data to a low-speed printer during unused cycle time while the CPU waits for transfer of data to and from the console. System throughput is greatly increased with the aid of SPOOLER. Output is never lost due to insufficient memory allocation. Fully compatible with the CP/M file system, SPOOLER permits parallel processing without hardware interrupt, and with minimal impact on other processes. Price: \$50.00 (Copyright KLH Systems.)

---

---

## BASIC-E Compiler

Designed to work with CP/M Disk Operating System this software requires a total of 20K bytes of memory. Included are 26 compiler error messages and 23 run-time error messages. Disk files may be read, written or updated by using both sequential and random access. Included are blocked and unblocked files. Price for compiler and run-time monitor on diskette is \$10.00. Manual is available separately for \$5.00. (Public domain software by Gordon E. Eubanks, Jr.).

---

---

## CBASIC Programming System

Upward compatible from BASIC-E, CBASIC is similar but expanded to include several business oriented facilities, allowing decimal computations to 14 digits of precision, data formatting and PRINT USING statements. Statements allow access to disk files and disk file maintenance. Strings of characters may be read from the console to permit correct input line format to be checked before reading data. General programming features include variable names up to 31 characters, optional line numbers, dynamic debugging tracers, and optional data output to printer. CBASIC on diskette and manual priced at \$100. (Copyright Software Systems.)

---

---

## EMPL-an 8080 APL

Especially suited to educational applications, EMPL is an adaptation of APL, using the ASCII character set. This 8K version occupies the first 5376 bytes of memory and operates in two modes. The Execution Mode permits all instructions to be executed immediately. The Definition Mode permits the user to enter functions. EMPL on Tarbell Cassette with manual is \$15.00. (Copyright 1977 Erik Mueller).

\*ALTAIR is a trademark/tradename of MITS, Inc.

\*\*CP/M is a trademark/tradename of Digital Research.

*Tarbelle*  
Electronics

950 DOVLEN PLACE • SUITE B • CARSON, CALIFORNIA 90746  
(213) 538-4251 • (213) 538-2254






Figure 5: Basic design for example 2 in the text. The drawing window is shown for clarity.




Figure 6: Series of logos shrinking into infinity, created by experimenting with size. A magnification process is all that is required to reduce the size of the logo and converge into the origin which is at the corner.

Listing 6: LOGOS1, APL program that translates and shrinks the logo into infinity.

```

▽ LOGOS1;LOGO;I;MAG
[1] LOGO+180 ROTATE BYTE
[2] LOGO+ 100 76 TRANSLATE LOGO
[3] I←0
[4] MAG←1
[5] LOOP:
[6] DRAW MAG MAGNIFY LOGO
[7] MAG←MAG×0.74
[8] →LOOP IF 15>I←I+1
▽

```

but in reality it needs no parentheses at all. Similarly, all the parentheses in

$$(I+TRY \times (I+1))$$

are unnecessary. The values for TRX and TRY are computed in line 1 of listing 3.

Variables N and M have been placed in the header line of the new APL function, and now become part of the calling syntax for it. Trying out the new function by entering:

```
2 DESIGN7 2
```

results in figure 2.

It appears that a better design can be obtained by shifting every other row by half a triangle. This is accomplished by making use of the residue primitive function,

$$|$$

where

$$2 | I$$

results in 1 if I is odd, and 0 if I is even. This change is incorporated in line 16 of DESIGN8:

```
[16] LPJ:TR+(TRX×~1+(2|I)+2×J),I+TRY×(I+1)
```

Also incorporated in line 16 is a shift of TRX units to the left for the entire drawing. The purpose of this shift is to avoid uncovered areas in the display window.

When DESIGN8 was tested, it was clear that an appropriate selection of colors would add significantly to the design. Without going into details, DESIGN8 was modified so that it would create three different, overlapped pictures. Each could then be printed in a different color. The resulting design is shown in figure 3.

Several other interesting designs can be obtained by slight modification of program DESIGN8. For example, instead of rotating the nested triangles to obtain an upside-down pattern, the sign of the values for the Y axis of the original set of embedded triangles can be reversed. This is equivalent to flipping the pattern over. The result is shown in figure 4. The APL function used to produce the design for figure 4 is shown in listing 5. Additional designs can be created by overlapping patterns.

### Designing the Cover

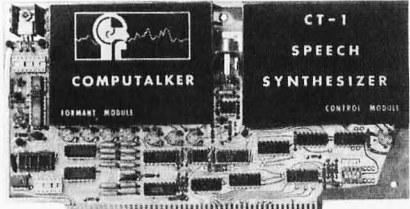
The areas involving graphics in which APL and Graphpak can be used are virtually unlimited. This second example follows a graphic designer who would like to create a design using a customer's trademark. He is told that the design should portray the virtues of the product. For the example consider the logo which appears on the cover of BYTE magazine.



# YOU CAN HAVE BOTH . . .

"Natural Sounding Speech"

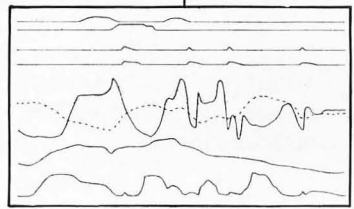
"ANYTHING YOU WANT TO SAY"



S-100 BUS

CTEDIT  
PARAMETER EDITOR  
SOFTWARE  
(STD. WITH CT-1)

CSR1  
SYNTHESIS-BY-RULE  
SOFTWARE  
(OPTIONAL)



CT-1 parameter data

"AE2NIYTHIHNX YUW  
WAANT TUW SEY."

phonetic spelling

## ONLY COMPUTALKER GIVES YOU THE CHOICE

No other speech synthesizer available offers you the flexibility of the Computalker Model CT-1. The parameter editor program, CTEDIT, allows direct manipulation of all 9 control parameters. CTEDIT and parameter data tapes are furnished with the CT-1 synthesizer board.

The optional CSR1 software package translates ASCII phonetic text strings to speech output. CSR1 is simple to use and is the easiest way to create new speech. CSR1 can also be called as a subroutine from user's code for applications involving program controlled voice output.

The CSR1 phonetic rule system generates control parameters in the same form as used by CTEDIT. Thus, it is possible to further edit the output of the rule system, to achieve natural sounding speech output with minimum effort.

CT-1 assembled & calibrated  
CSR1 phonetic rules software

395.00  
35.00

Calif. residents add 6% sales tax

Software is available on CPM 8",  
North Star 5 1/4", CUTS, TARBELL,  
MITS ACR, Paper Tape.

### COMPUTALKER CONSULTANTS

1730 21st Street, Suite AB, Santa Monica, CA 90404 (213) 392-5230/828-6546



The designer first creates a matrix called BYTE which contains the data required to draw the basic logo. This matrix was created by manually digitizing the logo. The logo can then be drawn, as in figure 5, by entering the command:

```
DRAW BYTE
```

The intention is to create the design at a 90° angle. This way the logo can be moved along the X side of the display window (which is longer than the Y side). By reducing the size of the logo as it is moved, the customer's request for creating a feeling of "never-endingness" can be met. (Note: in figure 5, and in some of the figures that follow, the outline of the display




Figure 7: Spiraling design produced by incorporating a sine function into the shift process.




Figure 8: Pattern composed of a series of shrinking and rotating lines reflected about the Y axis to produce the symmetrical shape shown. The drawing window is displayed for clarity.

window has been added to aid in understanding the discussion.)

One way to move an object while simultaneously shrinking it is to displace it from the origin while using the MAGNIFY function to reduce the values for the X and Y axes. To move the logo diagonally across

```

▽ LOGOS2;LOGO;I;MAG;TR;MAGSIN;MODULATE
[1] LOGO+180 ROTATE BYTE
[2] LOGO+ 100 76 TRANSLATE LOGO
[3] I+0
[4] MAG+1
[5] TR+ 13 0
[6] MAGSIN+ 4.2 10
[7] LOOP:FIG+MAG MAGNIFY LOGO
[8] DRAW TR TRANSLATE FIG
[9] MAG+MAG×0.74
[10] MAGSIN+0.95×MAGSIN
[11] MODULATE+10((4.5-I),(I-2))+5
[12] MODULATE+MODULATE×MAGSIN
[13] TR+TR+MODULATE
[14] +LOOP IF 50>I+I+1
▽

```

Listing 7: Modification to the program. The addition of a sine function to the program changes the shrinking line of logos into a spiraling design.


```

▽ PICTURE1;I;M;LINE;MAG;ROT;M;Z;TR
[1] I+0
[2] M+ 0 3 ρ0
[3] LINE+ 2 3 ρ 1 0 24 0 21 12
[4] MAG+1
[5] ROT+0
[6] LP:M+M,[1] ROT ROTATE MAG MAGNIFY LINE
[7] MAG+MAG×0.98
[8] ROT+ROT-3
[9] +LP IF 200≥I+I+1
[10] Z+M
[11] M[:2]+-M[:2]
[12] Z+Z,[1] M
[13] TR+(-L/Z[:2]),(-L/Z[:3])
[14] DRAW TR TRANSLATE Z
▽

```

Listing 8: PICTURE1, an APL routine for producing a design using a series of shrinking and rotating straight lines. This design, when added to the pattern already created, results in the front cover of this month's BYTE.





# We Start With A Price That's Hard To Beat.

## But We Don't Stop There.

Central Data Corporation has combined the benefits of new technology and high-volume company sales to bring you a RAM board with more features and product options for less money.

### Lower Prices More Memory Capability

To begin with, we've reduced the price of our 16K RAM board by \$40 to \$249. At \$425—a price reduction of \$50—our 32K board costs less, too. Plus, we now offer a full 48K memory board for \$599. These boards are expandable to 64K at a price of \$185 per 16K package. Or you can start right out with a full 64K board for \$775.

### Improved Board Design

We've also added improvements to the board design at no extra cost to you.

- **Deselectable in 2K increments.** Our deselect feature enables you to switch off any 2K to avoid overlap with your existing memory.
- **Fully socketed memory.** This feature enables you to expand the memory board yourself.
- **Plug selectable addressing.** Now you can re-address without soldering

### Other Standard Features

- Power-saving dynamic board with on-board invisible refresh
- One-year guarantee on parts and labor
- S-100 and Z-80 compatible

### Specifications


Storage Capacity	16K, 32K, 48K, or 64K
Addressing	16K boundaries
Max. Input Load	One LS TTL load
Output Buffering	On all data lines
Access Time	450ns
Cycle Time	480ns
Wait States Generated	None
Maximum DMA Rate	1 Mhz

Circle 45 on inquiry card.

### Power Consumption

+ 16	150ma
+ 8	300ma
- 16	20ma

### Other Products From Central Data



Central Data also offers, fully-assembled and in kits, a range of other computer products including (pictured above) our 2650 microprocessor, software packages, TV/Monitor, ASCII keyboard, and (not pictured) floppy disk system, to name just a few.

### For More Information To Place an Order

We welcome any questions you have about our RAM boards or other products. To place an order, or for more information contact:

## Central Data Corporation

P.O. Box 2484, Station A  
Champaign, IL 61820  
Ph. (217) 359-8010

Place orders prepaid or COD. Delivery is stock to 30 days with shipping and handling prepaid in Continental United States. Please include phone as well as name and address.



## Description of Graphpak

This section covers common APL terminology, some Graphpak conventions, and a description of APL functions which are used in the paper. The discussion is, by necessity, oversimplified. It provides only enough information to understand the paper. For more complete information on APL and Graphpak, consult the references.

In APL, programs are called *functions*. *Primitive* functions are those which are part of the APL system, and are generally written as just one symbol or two overstruck symbols. One of the exceptions is the sine function which is written:

10

For example:

1 , p , 0

A *scalar* is a single number, for example: 3.1415. In general, a *vector* consists of several numbers, for example: 3 5 -2.54. This definition of scalar and vector suffices as far as this paper is concerned. However, the exact definition of a scalar is "an object with 0 dimensions," and for a vector, "an object of 1 dimension." In fact, a vector can contain one or more elements or be empty.

This paper is limited to the "Drawing Component" and parts of the "Descriptive Geometry Component" of Graphpak. For a description of the other components of Graphpak refer to the *IBM 5100 APL Graphpak, Program Description/Operations Manual*.


The descriptive geometry functions of Graphpak are designed to perform geometric transformations on descriptions of three-dimensional objects, and to display projections of the transformed objects on the display window. The Graphpak display window

is normally a rectangle in the XY plane with the coordinate origin at the left bottom corner. In this paper the width (X direction) of the window is 100 units and the height (Y direction) is 76 units. Even though only two-dimensional objects are used here, the transformations take place in three-dimensional space. The Z dimension is assumed to come perpendicularly out of the page.

To describe a series of lines to be drawn by Graphpak, a matrix with three columns is used. The first column is a binary vector. A 1 tells the program to go to the (X,Y) position indicated by columns 2 and 3 without drawing a line. A 0 means go to the indicated (X,Y) position while drawing a straight line. The function *DRAW* takes as its argument a matrix that describes a series of lines and draws them. For example, if the variable *BOX* contains:

```
1 0 0
0 10 0
0 10 10
0 0 10
0 0 0
```

then *DRAW BOX* gives:



The desired values can be placed in *BOX* by entering

```
BOX←5 3p1 0 0 0 10 0 0 10 10 0 0 10 0 0 0
```

where

p

(rho) is the reshape (primitive) function. The

Table 1: Geometric transformation functions used in this article.

<i>Z←D TRANSLATE X</i>	Yields <i>Z</i> , a matrix which describes the object <i>X</i> having been translated <i>D</i> [1], and <i>D</i> [2] in the X and Y directions, respectively.
	If <i>D</i> is a scalar (a single number), it is assumed to be a translation in the X direction.
<i>Z←A ROTATE X</i>	Yields <i>Z</i> , a matrix which describes the object <i>X</i> having been rotated <i>A</i> [1], <i>A</i> [2], and <i>A</i> [3] degrees counter clockwise (looking in) about the X, Y, and Z axes, respectively, in that order.
	If <i>A</i> contains only one or two values, enough zeros are assumed to precede it to make its length equal to three.
<i>Z←P MAGNIFY X</i>	Yields <i>Z</i> , a matrix which describes the object <i>X</i> having been magnified <i>P</i> [1] and <i>P</i> [2] times in the X and Y directions, respectively. If <i>P</i> is a scalar, the function extends that number to all coordinates.




left argument of rho specifies the shape to be given to the right argument. If two matrices describing two objects are to be put together, they can be *catenated* in the first dimension using

```
,[1]
```

For example, using the *TRANSLATE* function (whose description follows):

```
BOX2+10 10 TRANSLATE BOX
DRAW BOX,[1]BOX2
```

gives:



The geometric transformation functions used in this article are summarized in table 1. In the descriptions given in table 1, *TRANSLATE* and *MAGNIFY* are described as operating only in the X and Y directions. This is a simplification for the purpose of the paper. They are capable of performing three-dimensional manipulations.

In addition to the Graphpak functions, the following APL functions are used here:

```
▽ Z+A IF B
[1] Z+B/A
▽
▽
▽ Z+SIN X
[1] Z+10X*(02)÷360
▽
▽
▽ Z+COS X
[1] Z+20X*(02)÷360
▽
```

The *IF* function is used to make the APL code used in the paper clearer to readers not familiar with APL. The *SIN* and *COS* functions are also used to make the code clearer to readers not familiar with APL; but in addition, they take an argument expressed in degrees (the APL primitive trigonometric functions assume their arguments to be expressed in radians).

the display window after rotating it 180° requires:

```
DRAW 100 76 TRANSLATE 180 ROTATE BYTE
```

Incorporating the above into the APL function LOGOS1 (listing 6) to test the hypothesis produces figure 6.

Next the designer tries to make a spiral by adding an X and Y translation to the shrinking logo using a sine function (in APL, sine is designated by:

```
10
```

followed by an argument in radians) which decreases in magnitude. After some experimentation the function in listing 7 was found.

Note the shift by 13 units in statement 5 of listing 6. This was necessary because the translation using sines (statements 10 thru 15) carried the design into negative X values. Execution of LOGOS2 results in the pattern of figure 7.

There is still some empty space which could be filled with some type of interesting design. After experimenting with rotating a shrinking line, the function in listing 7 was developed.

Lines 10, 11, and 12 of PICTURE1 create a symmetrical picture by reflecting the figure generated about the Y axis. Line 13 determines the minimum translation required to get the figure within the display window. Execution of PICTURE1 results in figure 8. After rotating and making smaller drawings of the design created by PICTURE2, they are placed in the design created with logos. The finished product can be seen on the cover of this issue of BYTE.

In summary, we have followed a graphic designer using APL and Graphpak through two problems and have seen the ease with which these software tools can be used for creating and manipulating graphic images.■

#### REFERENCES

1. *APL Language*, IBM form GC26-3847.
2. *IBM 5100 APL Graphpak, Program Description/Operations Manual*, IBM form SB30-0850.
3. *IBM 5100 APL Graphpak Application Brochure*, IBM form GB30-0850.
4. *IBM 5100 Print Plot/APL Problem Solver Library, User's Manual*, IBM form SA21-9264.
5. Iverson, K E, *An Introduction to APL for Scientists and Engineers*, APL Press, Pleasantville NY, 1976.
6. Iverson, K E, *APL in Exposition*, APL Press, Pleasantville NY, 1976.
7. Iverson, K E, *Introducing APL to Teachers*, APL Press, Pleasantville NY, 1976.

*A good practice in APL is to localize variables needed only within a function by placing them in the header line of the function. In this way all the local variables will disappear from the workspace when the function completes execution . . . RGAC*



# Real-time interrupts add immense power to your computer.

With a real-time calendar/clock your computer can extend its influence into the future — take action at any pre-programmed date and time.

Imagine the possibilities! Program a daily printout of appointments. Program house temperature to rise at 6 a.m. every morning. Program games in which fast reaction time wins. Turn lights on and off to simulate occupancy of an empty house. In your business, print time and date on all computer output — hard copy or video display. Make your computer a frequency counter or time-interval meter. The possibilities are endless — especially if you use our Introl control system to send commands over existing wiring.

We have superb calendar/clocks for Apple II and S-100 computers. The Apple II clock keeps time for over 2 years in 1 ms increments. Programming is simple because of the on-board ROM.

The 100,000 Day Clock for S-100 bus computers keeps time in 100  $\mu$ sec increments. Programming is easy with most BASICs — especially our Introl BASIC.

Both clocks feature crystal controlled accuracy and on-board battery back-up. Very simple to interface. Easy to set. And provided with interrupts that do not derail ongoing computer action when the clock commands action.

Calendar/clock for Apple II is \$179 assembled and tested. For the S-100 clock \$219 assembled and tested. See them both at your local computer shop.

Mountain Hardware Inc., 5523 Scotts Valley Drive, Scotts Valley, CA 95066. Phone (408) 438-4734.



**Mountain Hardware**

## BYTE's Bits

### UCLA Computer Club 20th Anniversary Party

The UCLA Computer Club will be holding a 20th anniversary party and reunion in October 1978. The tentative date is October 14. The intent is to have club members from every era (WDPC, Computing Facility, ARPA, CCN) present so that everybody has old friends to talk to. "Resistors" are also welcome.

If you are a former UCLA Computer Club member, or you knew old members and would like to see them again, please send your name, address, and phone number to Joe Katz, Computer Club, 3514 Boelter Hall, UCLA, Los Angeles CA 90024. A complete list will be sent to everyone who responds whether they decide to attend or not. ■

### A Worm Invades an Apple. . . (or, Computer versus Computer)

Rumor has it that the underground technology of defrauding the telephone monopoly took a dubious step forward with the notorious "Capt Crunch's" latest escapade. Word is that the Federal prosecutors in the trial will introduce an Apple II computer in evidence as the instrument of the crime. ■

### More Notes from the Rumor Mill: Heath Software

According to highly reliable sources, Heath is offering a slightly scaled down

version of the DEC RT11 operating system (version 2C) as part of their H27 dual full-size floppy disk kit. The software package, called the HT11, is being bundled with the floppy kit for a total price of approximately \$1700, and will be available in October 1978. The RT11 operating system (well-known in mini-computer circles) plus the RX01 dual floppy disk system would cost about \$7000 if purchased from Digital Equipment Corporation (DEC).

The only difference between the RT11 and HT11 packages is that the latter does not have the super macro-assembler or the foreground-background monitor (plus some additional utilities). It does have DEC's standard BASIC, however. Heath will also be offering DEC's standard FORTRAN package for \$100.

Finally, there is a possibility that Heath will be offering a UCSD Pascal package for \$200 in the near future. ■

### Computerland's Second Birthday

Computerland, currently the largest computer store chain, reports to us that they will be celebrating their second birthday on Saturday, September 23. Customers and friends are invited to local outlets of the chain. In our opinion, as patrons of the Nashua NH store, Computerland has to be one of the best planned and managed retail operations in this business. We trust that the Nashua store is typical of the other stores in this chain, which number over 40. . . .CH ■

## BYTE's Bugs

### Capacitor Value

In Robin Moseley's article "A Low Cost Light Wand Amplifier" (May 1978 BYTE, page 92), the value of capacitor C1 should be approximately 47 mF.

Anyone using the optional peak detector to measure the amplifier output should allow for the forward drop of the two detector diodes and adjust the circuit for a DC output voltage from the detector of approximately 0.5 V. ■

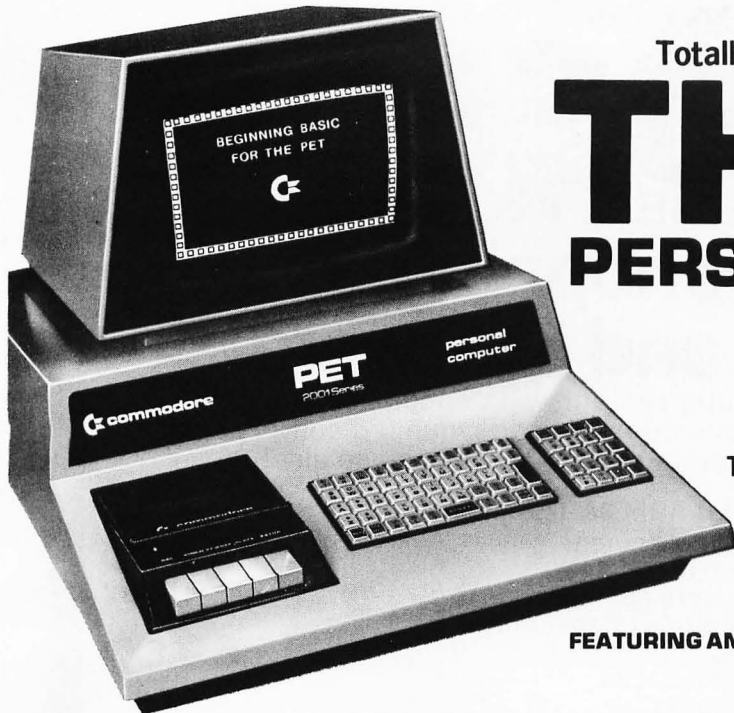
### Meetings in Bedford MA

In July 1978 BYTE, we mentioned in the Clubs and Newsletters section that the New England Computer Society meets monthly at the Mitre Corp Cafeteria, Bedford MA. However, we neglected to mention that they meet the first Wednesday of each month at 7 PM. (Members of the BYTE editorial staff are usually in attendance at these meetings.) ■



Totally Integrated, Entirely Self-Contained

# THE PET™ PERSONAL COMPUTER



With technology so advanced,  
Concept so remarkable,  
Operation so utterly simple,  
Cost so incredibly low.  
The PET has given rise to a brand new era...  
The Age of the Personal Computer

**HIGH SPEED PRINTER  
ACCESSORY**

**FEATURING AN IEEE-488 BUS**

**Immediate Delivery**

THE PET has become the standard for the personal computer industry. Consumer and business publications have lauded its discovery. POPULAR SCIENCE and PLAYBOY have given special tribute to the "mind-boggling" PET.

#### IN A LEAGUE WITH IBM, HP AND WANG MINICOMPUTERS

THE PET is a minicomputer and should not be confused with game products that hook up to household T.V.'s. What sets it apart from other computers is price. While others cost from \$11,000 to \$20,000 and more, THE PET, with similar power, costs only \$795.00.

Features an IEEE-488 Bus -- like HP's mini and full size computers. This standard data and control channel permits direct connection to many peripherals. Over 120 pieces of compatible equipment such as counters, timers, spectrum analyzers, digital voltmeters and printer plotters, from HP, Phillips, Fluke, and Textronix, etc., are currently available.

RDM Magazine, January 1978, writes, "THE PET comes out of the box, plugs into the wall, and is ready to use." It is equipped with a CRT video display with reverse and blink features, an alpha-numeric keyboard with complete graphics and a built-in standard cassette tape deck.

THE PET has 8K bytes of RAM (user memory). Optional equipment permits expansion to 32K. And, it has 14K bytes of ROM (program memory).

#### THE PET COMMUNICATES IN BASIC. THE EASIEST COMPUTER LANGUAGE

If THE PET wants you to press a key, it will flash, "Press such and such", on the display. You speak back to it through its full size 73-key keyboard.

#### EXTENSIVE CHARACTER ORIENTED GRAPHICS

The unit features a 9-inch, high resolution, 1000 character CRT. Characters are arranged 40 columns by 25 lines on an 8 x 8 matrix for superb graphics.

#### WHAT IS THE PET REALLY FOR?

It is the single most important teaching device for any computer related subject. It will entertain the most sophisticated data application, or the simplest inquiry/response assignment. **IN THE LAB** it handles instrumentation, process monitoring, and more. A number of Fortune 500 companies have already made it an integral part of their lab and general office system.

### TECHNICAL SPECIFICATIONS

#### MEMORY

Random Access Memory (user memory); 8K internal, expandable to 32K bytes

Read Only Memory (operating system resident in the computer); 14K bytes

8K-BASIC interpreter program, 4K-Operating system, 1K-Diagnostic routine

#### VIDEO DISPLAY UNIT

9" enclosed, black & white, high resolution CRT

1000 character display, arranged 40 columns by 25 lines

8 x 8 dot matrix for characters and continuous graphics

Automatic scrolling from bottom of screen

Winking cursor with full motion control

Reverse field on all characters

64 standard ASCII characters; 64 graphic characters

#### KEYBOARD

9 1/2" wide x 3" deep; 73 keys

All 64 ASCII characters available without shift.

Calculator style numeric key pad

All 64 graphic and reverse field characters accessible from keyboard (with shift)


Screen Control: Clear and erase

Editing: Character insertion and deletion


#### CASSETTE STORAGE

Fast Commodore designed redundant-recording scheme, assuring reliable data recovery


As a **BUSINESS TOOL** it will; Maintain ledgers. Keep payroll records. Create P & L's. Control inventory. Store and analyze sales data. Draw bar graphs. Issue invoices. Hook up to on-line computer system. **AT-HOME** it will; Compute state and federal tax returns. Make heat and insulation analyses. Keep Christmas lists. Keep checkbook and finances up to date. A variety of games, from Blackjack to Galaxy, is currently available.




Bar Graphs



Amortization Chart



Black Jack



Teaching Trigonometry

#### HIGH SPEED PET PRINTER

This powerful word processor prints hardcopies, invoices, computer correspondence. Faster than an IBM Selectric, THE PET PRINTER delivers 60 characters per second at a sustained rate -- with upper and lower case capability. Characters are one-eighth inch tall and are printed in a 7 x 8 dot matrix. The printer uses a standard 8 1/2" wide paper roll. And, it is only \$695.00.

#### PERIPHERAL SECOND CASSETTE

This optional component expands storage and increases flexibility. Only \$99.95.

#### MILES OF SOFTWARE

Many programs are available now, including, "BASIC BASIC" which shows how to write a program. You can develop your own programs to meet personal requirements.

Cassette drive modified by Commodore for much higher reliability of recording and record retention  
High noise immunity, error detection, and correction  
Uses standard audio cassette tapes  
Tape files, named

#### OPERATING SYSTEM

Supports multiple languages (BASIC resident)  
Machine language accessibility  
File management in operating system  
Cursor control, reverse field, and graphics under simple BASIC control

Cassette file management from BASIC

True random number generation or pseudo random sequence

#### INPUT/OUTPUT

All other I/O supported through IEEE-488 instrument interface for peripherals

I/O automatically managed by operating system software

Single character I/O with GET command

Easy screen line-edit capability

Flexible I/O structure for BASIC expansion with peripherals

#### BASIC INTERPRETER

8K BASIC; 20% faster than most other 8K BASICS

Upward expansion from BASIC language

Strings, integers, multiple dimension arrays

10 significant digits; floating point

Direct memory access: PEEK and POKE commands

#### DIMENSIONS

16" wide; 18 1/2" deep; 14" high. Weight: 44 lbs.

#### GAME PROGRAMS ARE \$9.95 EACH:

- Black Jack
- Draw Poker
- Galaxy Games
- Space Flight
- Target Bong, Off-The-Wall
- Lunar Lander, Wumpus, Rotata, Tic-Tac-Toe
- Osero, Reverse
- Spacetrek
- Kingdom

#### PROGRAMS AT \$14.95 EACH:

- Mortgage Analysis
- Diet Planner and Biorhythm
- Basic Basic-by Lodewyck and James

#### PROGRAMS AT \$24.95 EACH:

- Basic Investment Analysis-loans, annuities, return on regular and irregular sequences of payments, calendar calculations
- Stock Portfolio Recordkeeping and Analysis-keeps track of buys, sells, and dividends. Calculates current value, rates of return
- Checkbook Recordkeeping and Analysis-keeps track of checks and deposits. Analyzes expenses by date and type

#### PROGRAMS AT \$29.95 EACH:

- Basic Math Package-matrix addition, multiplication, determinants and inverses to 16 x 16, solution of simultaneous linear equations, vector and plane geometry calculations, integration by trapezoidal, Simpson's rule or Gaussian quadrature, differentiation
- Basic Statistics Package-mean, median, variance, standard deviation, skewness, kurtosis, frequency distribution, linear regression, T-tests, correlation analyses

#### FREE ORIENTATION PACKAGE

Your PET comes complete with two programs and an easy-to-follow instruction manual. By working through the routines you will quickly discover how easy it is to gain command of your personal computer.

#### SERVICE WORLDWIDE

Because your PET is self-contained and compact, professional factory service is never far away. If major service is required, the unit can simply be returned by UPS to an authorized Commodore PET clinic.

To order your PET send check or money order for \$795.00 plus \$20.00 for shipping and insurance. To order the PET Printer, add \$695.00 plus \$12.00 for shipping and insurance. The Second Cassette is \$99.95. No shipping and insurance charges are required when ordering a second cassette or programs with your PET. Credit card orders are invited to call our toll free number below. Orders will be accepted on our TELEX, No. 25-5268.

Use THE PET for 30 days with no obligation. If, for any reason, you are not satisfied, return it for a prompt and courteous refund.

#### ORDER DIRECT

**CREDIT CARD ORDERS CALL TOLL FREE**

**800-323-2272**

**ILLINOIS RESIDENTS CALL: 312-595-0461**

**TELEX ORDERS: 25-5268**

Order your PET, Printer Accessory, Second Cassette and Programs from Contemporary Marketing at:

**790 MAPLE LANE DEPT. BT-9  
BENSENVILLE, ILLINOIS 60106**

**Contemporary**  
Marketing Inc.  
© CMI 1978/185



# SYNCHRO-SOUND

ENTERPRISES, INC.

## One-stop shopping for Hardware and Software

Everything you need in small computer systems with special emphasis on TERMINALS! Look at these units... compare price, quality, delivery, service... and you'll see why you don't have to look anyplace else!



### LEAR SIEGLER ADM 3A TERMINAL

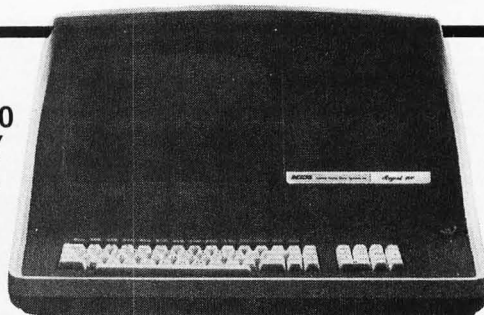
- Full addressable cursor
- Display format—24 lines of 80 characters per line
- Communications rates—75 to 19,200 Baud
- Computer interfaces—EIA standard

ADM 3A  
Kit ..... **\$759.95**  
ADM 3A  
Assembled .. **854.95**  
Lower Case  
option ..... **69.00**

### ADDS REGENT 100 VIDEO DISPLAY TERMINAL

Display Format—80 characters per line by 24 lines. 25th line reserved for terminal status. Reverse video, underline, half and zero intensity and blinking are all standard features.

**\$1325.00**



### TELETYPE MODEL 43 PRINTER

- 132 Characters per line
- 110 or 300 Baud switch selectable
- Full keyboard
- RS 232C Serial Interface standard

**\$1299.00**

### OKIDATA MODEL 110 LINE PRINTER

- 110 CPS dot matrix

Friction  
Feed ... **\$1199.00**

Tractor  
Feed ... **1349.00**

RS 232C  
Serial  
Interface ... **260.00**




### OKIDATA MODEL 22 LINE PRINTER

- 125 lines per minute
- 132-column print line
- Upper/lower case
- 8 different character sizes
- 12 IPS paper slew

Tractor Feed ... **\$2449.00**


RS 232C Serial Interface ... **379.00**



### DECWRITER II

- 132 column printing
- 10-30 CPS
- Full keyboard
- Tractor feed

**\$1495.00**






# SYNCHRO-SOUND

ENTERPRISES, INC.

## CENTRONICS 703 SERIAL PRINTER




- Low cost of ownership
  - Bidirectional logic seeking printing
  - Microprocessor electronics
  - Excellent print quality
- \$2805.00**

## CENTRONICS 761 PRINTER


- 300 Baud serial transmission
- Bidirectional and incremental printing
- RS232, CCITT-V24, or current loop interface
- Baud selection (110/150/300)

KSR with Keyboard . . . . . **\$2025.00**  
 Receive only version **1895.00**



## IMSAI 8080 MICROCOMPUTER

- Powerful ● Low cost ● Easy to use



With 22 Slot Mother Board  
**\$649.95**  
 PCS-80/15 Kit  
**699.00**

## HAZELTINE 1500 VIDEO TERMINAL

- Reverse video
- 24 x 80 display
- Programmable brightness levels
- RS232 and current loop and much more



Assembled . . . . **\$1149.00** /Kit... **\$995.00**

## HAZELTINE MODULAR 1 INTELLIGENT TERMINAL

- 1920 character display
- 8 different video levels
- Full editing capability
- Removable keyboard and much more

Assembled . . . . **\$1659.00**




## FLOPPY DISK SYSTEM

- Fully IBM 3740 media and format compatible
- Full formatter and controller built-in

Digital Systems Dual Drive System

**\$2475.00**



Dual Density Version  
**2745.00**

## SPECIAL BUYS

- Vista V80 Floppy Disk System . . . . . \$619.95
- Cromemco Z-2 Kit . . . . . 565.25
- CompuColor 8001 Color Computer . . . . . 2595.00
- IMS 16K Static Memory . . . . . 525.00
- North Star Microfloppy Disk Kit . . . . . 599.00
- North Star Horizon 1 Kit . . . . . 1499.00
- North Star Horizon 2 Kit . . . . . 1899.00
- Javelin 9" Video Monitor . . . . . 159.95
- Livermore Modem Model 76 . . . . . 299.00
- Micropolis Model 1053MOD 2 . . . . . 1799.00
- IMSAI AP44-44 Col. Printer Kit . . . . . 299.00
- TDL Xitan Alpha 1 Assembled . . . . . 939.95

We carry a full line of the following: TDL, Centronics, Seals, Hazeltine, Micropolis, Vista, Hayden, IMSAI, Cromemco, Digital Systems, CompuColor, Icom, Lear Siegler, Okidata, DEC, Javelin, North Star, Peripheral Vision. Same day delivery and shipping on most items. Full modern repair facilities on premises for complete servicing of everything we sell.



## SYNCHRO-SOUND ENTERPRISES, INC.

The Computer People

193-25 Jamaica Avenue,  
 Jamaica, New York 11423

212/468-7067 TWX: 710-582-5886

Hours 9-4 daily  
 and Saturday

Visit our new showroom  
 Working units on display

Dept. BBB

BankAmericard • Master Charge



# A "Tiny"

# Pascal Compiler

## Part 1: The P-Code Interpreter

Kin-Man Chung  
124 Scottswood Dr  
Urbana IL 61801

Herbert Yuen  
POB 2591, Station A  
Champaign IL 61820

Roughly speaking, a compiler is a program that translates the statements of a high level language (such as Pascal or FORTRAN) into a semantically equivalent program in some machine recognizable form (such as machine or assembly code). The former is usually referred to as the source program while the latter is called the object program. An interpreter, on the other hand, reads in the source program and starts execution directly, without producing an object program.

There is little doubt that compilers and interpreters are a necessary part of any computer system. The reason most personal computer systems do not have high level language compilers is not that there is no need for them. Compilers, being inherently more complex than interpreters, require more effort to write and more computer memory to run. The main advantage of a compiler over an interpreter is the relative speed. A compiled program typically runs

an order of magnitude faster than an equivalent program executed interpretively. In fairness, it must be also pointed out that interpreters are usually easier to use, and more suitable for an interactive environment.

This series of articles is an attempt to describe how a compiler for a subset of Pascal was implemented on an 8080 computer system. It is not our intention to go into details for the reasons for the choice of the language. Pascal is widely recognized as superior to many other languages. For an overview of the language, readers are referred to August 1978 BYTE. The publication, *Pascal: User Manual and Report*, by Kathleen Jensen and Niklaus Wirth (Springer-Verlag, 1974) should also be consulted as the authoritative source book on the language in its original form.

This is not, of course, the first Pascal compiler ever written for microcomputers. However, instead of waiting for a Pascal compiler to be written for our particular processor, we decided to undertake the project ourselves. In this way, we can add or subtract features from the original Pascal to suit our needs and system capabilities, so that it can be easily integrated with other system software developed so far.

### 2 Stage Compiler

The compiler is divided into two stages: a p-compiler and a translator. Instead of having the compiler generate machine code directly, it generates code for a hypothetical machine, called the p-machine. These codes, called p-codes, are then converted into the target machine codes by the translator. Dividing the task of a compiler into two stages offers several advantages. The compiler can be written abstractly, without committing oneself to a particular machine and worrying about details of code generation and optimization. Such a compiler is said to be portable, meaning that it can be used on other computer systems with minimal start up effort. It is only at the last stage of code translation from the p-codes to actual machine codes that we have to commit ourselves to a particular machine.

Another advantage this method offers is greater flexibility when writing the compiler. The compiler and the translator can be coded and debugged separately. The flexibility of such a compiler was apparent to us as we started to introduce more and more Pascal features into our original minimal subset. Seldom was it necessary for us to introduce new p-codes other than those originally specified.

There is also one more reason for breaking


### About the Authors

*Kin-man Chung is currently a graduate student at the University of Illinois at Urbana-Champaign. Presently his equipment includes an Altair 8800 with 44 K bytes of memory, a North Star disk system, a 100 cps impact matrix printer, and a Selectric terminal. His current interest in microcomputers is the development of an interactive Pascal compiler for microcomputers, and a high resolution graphics system capable of animation.*

*Herbert Yuen received a master of science degree in computer science from the University of Illinois at Urbana-Champaign. He is presently working full-time as a research assistant at the university. His primary interest in microcomputers is software systems development. One of his future plans is to implement a small information retrieval system for a microcomputer.*



# meet max!



Now you can buy a complete operational keyboard with full ASCII code capabilities, built to commercial standards, yet priced for the personal user who needs only one. This is not a surplus unit or a manufacturer's overrun, it's a new board designed specifically for the personal computer user.

MAX is MOS/LSI encoded, and includes all 128 ASCII characters, two-key rollover protection and two non-encoded keys with relegendable keytops for user assignment. Everything you need to start entering data immediately.

Individual keys for CARRIAGE RETURN, LINE FEED and ESCAPE are provided to give you these important functions without multiple key closures. A low-cost MAX option kit (Part No. 620002) lets you add four CURSOR keys and a HOME key if you need those functions. Coding is already provided.

MAX low-profile switches have gold contacts with wiping action for long life and reliability, and plunger action that is smooth and precise.

Maxi-Switch is a leading supplier of keyboard products to the data terminal industry, and MAX comes from a fine family. Get the full story on the new MAX keyboard for personal computing.

MAX is sold only through authorized dealers such as Century Research & Marketing. To order your MAX, use the coupon supplied.

Send to: Century Research & Marketing  
4815 W. 77th St.  
Mpls., MN 55435  
612-831-8586

Enclosed is \$69.95 (plus \$5.00 shipping and handling) per MAX keyboard. (For Cursor Kit, add \$3.95.) Please send

\_\_\_\_\_MAX  
keyboards to \_\_\_\_\_

Address \_\_\_\_\_

City \_\_\_\_\_

State \_\_\_\_\_ Zip \_\_\_\_\_

THE *Maxi-SWITCH* CO.

9697 EAST RIVER ROAD • MINNEAPOLIS, MINNESOTA 55433

(612) 755-7660

TWX 910-576-2690





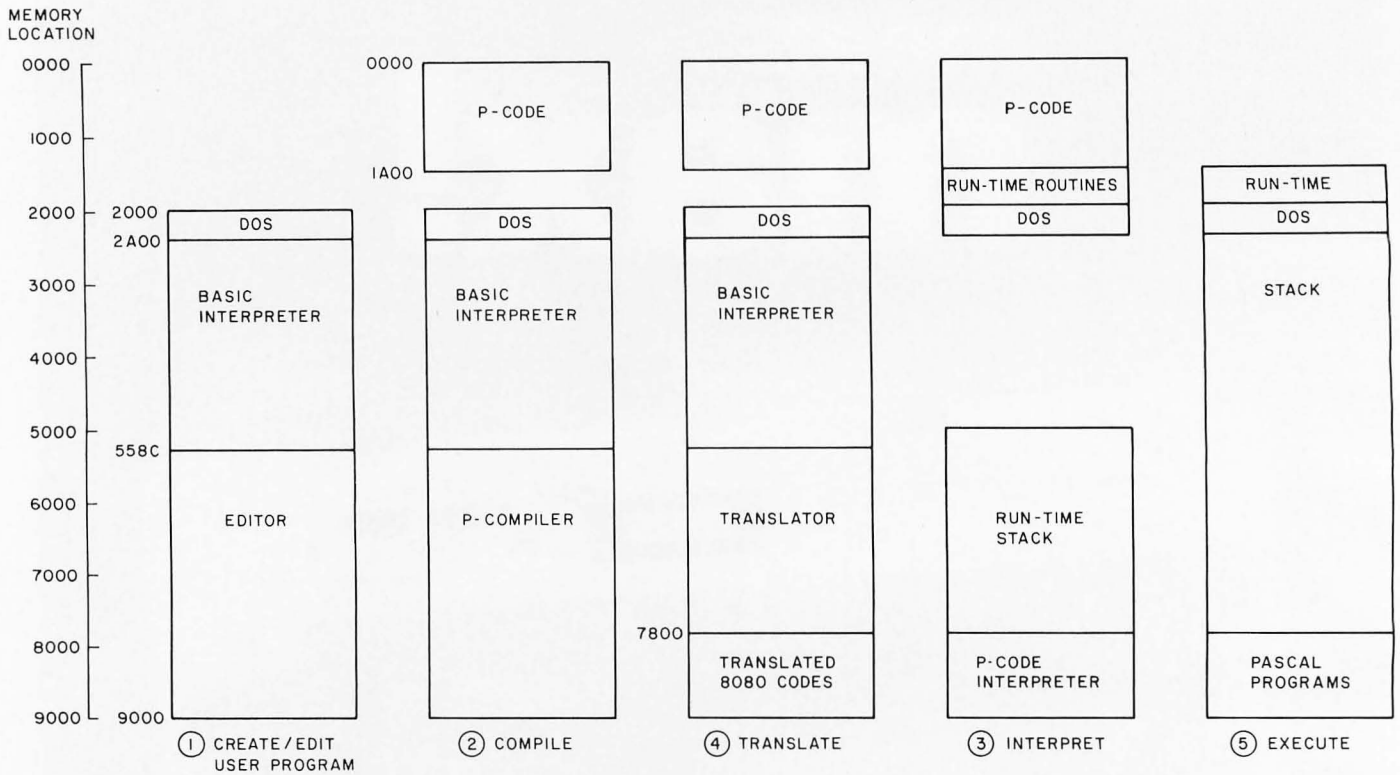


Figure 1: Memory overlay structure of the modules of the compiler. The North Star DOS and BASIC start at hexadecimal 2000 and take up approximately 14 K bytes of memory. The p-compiler is the largest BASIC program of the system; in its compressed form (void of all comments and blanks) it occupies 14 K bytes. It reads Pascal source programs created by the editor from disk files, and generates relocatable p-codes directly in memory. We use hexadecimal 0000 to 19FF for p-codes and find it adequate for Pascal source programs under about 300 lines in length. The smaller translator (9 K bytes) produces 8080 codes directly filled into memory. The origin of the codes can be specified. The run time routines (which total 1 K bytes of memory) are needed only when the translated 8080 codes are being executed. The interpreter is written in Pascal, compiled and translated. The BASIC interpreter is no longer needed when it or any other Pascal program is being run.

the compiler into two stages: most small computers do not have enough memory space to store the complete compiler. After the p-codes are generated, the p-compiler is no longer needed, and can be overlaid with the translator. Therefore the compiler and the translator can share the same memory locations.

Actually we also use two other utility programs: a text editor and a p-code interpreter. The editor is used to prepare the Pascal source programs. The interpreter is used to interpret the p-codes produced by the p-compiler. This provides another alternative for running the Pascal programs. Because it is equipped with various debugging aids, such as setting up breakpoints in p-codes and outputting values for variables, debugging can be easily done. Only after a program is verified to be correct is

the translator loaded, and 8080 code produced. This allows easy development of the Pascal programs without sacrificing efficiency at run time. Figure 1 shows the overlay structure for the various modules of the compiler. Figure 2 shows the logical flow during a program development.

In this part of the series on our project, we will describe the general plan. The Pascal subset is defined using syntax diagrams. A description of the p-machine and its codes are also given. We will discuss the p-compiler, translator and runtime routines in the following parts.

### Bootstrap Compiler

How does one introduce a new language into a computer system with limited computer resources? By computer resources we mean not only the computer hardware like memory and peripherals, but also software tools. We have learned from experience not to attempt programs with the complexity of a compiler in machine or assembly language. This left us with BASIC. Although it is not the most desirable language to write a compiler with, it turned out to be adequate. Some careful thought is needed, of course, to handle recursive subroutine calls from BASIC, a feature central to our compiler writing.

The alternative to BASIC is to go to a commercial computer and write the whole or part of the compiler in an appropriate




# satisfaction starts here

## MEET THE ECONORAM<sup>TM</sup> FAMILY . . .

These static memory kits deliver outstanding performance at prices even the dynamics can't match. What others consider "extras" we consider necessities, such as buffering on all lines, reliable DMA, sockets, gold-plated card fingers . . . and all the other signs of quality that make up an Econoram.

More good news: Our memory kits (except Econoram II<sup>TM</sup>) are now "Unkits". All sockets and bypass caps are pre-soldered into place, turning an otherwise tedious assembly job into a pleasurable, one evening project.

We want to be your memory supplier: and that means offering a superior product at the lowest possible price.



### 8K ECONORAM II<sup>TM</sup>

Just try to find a more cost-effective S-100 package! Better yet, get 3 kits (24K of memory) for only \$375. Add \$20 per board for assembled/tested.

**\$135**

### 16K ECONORAM IV<sup>TM</sup>

Ideal for S-100 buss system builders who need a big chunk of memory that draws less than 2000 mA. Manual write protect for 4K blocks; use with or without phantom line. Add \$35 for assembled/tested.

**\$279**

### 24K ECONORAM VII<sup>TM</sup>

A dense and flexible S-100 board that draws less than 2000 mA. Configured as two 8K and two 4K blocks with independent addressing and protection. Use with or without phantom lines. Add \$40 for assembled/tested.

**\$445**

## MORE ITEMS . . .

### TRS-80 16K CONVERSION KIT

Why settle for the limitations of a TRS-80 4K system? Expand it to 16K with our conversion kit. Includes eight uPD416 1x16K dynamic memories and instructions for converting your machine to 16K. You could pay up to \$290 elsewhere . . . but our kit is only

**\$190.00**

### CPU POWER SUPPLY

Here is an economical, conservatively rated power supply for small computer systems or digital/analog bench work. Delivers +5V @ 4A with crowbar over-voltage protection; also gives ±12 @ 1/2A per side. Adjustable negative bias supply, 5 - 10V @ 10 mA. All in all, if you need a small power supply you can't beat the performance or the price.

**\$50**

### 11 SLOT MOTHER BOARD "UNKIT" **\$90**

Those who recognize value have made the 10/11 slot Motherboard one of our most popular non-memory kits. Now, we've made it even more desirable by pre-soldering all 11 edge connectors in place to take the tedium out of assembly. Includes our much-copied active termination circuitry that takes the noise, glitches, ringing, and overshoot problems off your buss for optimum data transfer . . . as well as all edge connectors and plenty of bypass capacitors.

### 18 SLOT MOTHER BOARD KIT **\$124**

Same features as our 11 slot version; includes 18 edge connectors and active termination circuitry.

## COMING SOON: A NEW FAMILY OF ECONOROMS<sup>TM</sup>

Don't load and reload often used programs or routines; store them in one of our ROM boards. We're putting final touches on 2 boards; one is 16K, configured as 4 independent 4K blocks with optional power on start, and uses 2708s. Our other board combines both ROM and RAM and uses 2716s. Watch this space for further developments.

# GODBOUT

BILL GODBOUT ELECTRONICS  
BOX 2355, OAKLAND AIRPORT, CA 94614




**TERMS:** Please allow up to 5% for shipping; excess refunded. Add \$1 handling for orders under \$10. Cal res add tax. COD OK with street address for UPS. For VISA®/Mastercharge® orders (\$15 min) call our 24 hr. order desk at (415) 562-0636. Prices good through cover month of magazine.



# 16K RAM

Fully Assembled, Tested,  
Burned-in



Fully Static **TMS 4044**

## 250 nsec. chips—\$425

**Z-80A 4 Mhz. Fast**—This fully assembled and tested 16K board was designed to operate without wait states in a 4 Mhz. Z-80A system allowing over-generous time for CPU board buffers.

## 450 nsec. chips—\$375

**For 2 Mhz. Systems**—Same circuit as above but priced lower because of less expensive memory chips. It is fully assembled, burned-in, tested and guaranteed.

### 8K Versions Also Available

Both boards available fully assembled with sockets for all 32 MOS chips but supplied with only 8K of chips. 8K—250 nsec.—\$265. 4K chip set—\$95. 8K-450 nsec.—\$235. 4K chip set—\$85.

**Fully Static Is Best** — Both boards use the state-of-the-art Texas Instruments TMS 4044 which requires no complicated and critical clocks or refresh. The fully static memory chip allows a straight-forward, "clean" design for the board ensuring DMA compatibility. They use a single 8 volt power supply at 1.8 amps nominal.

**Fully S-100 Bus Compatible**—Each 4K addressable to any 4K slot and separately protected by DIP switches.

**Commercial Quality Components**—First quality factory parts, fully socketed, buffered, board masked on both sides, silk-screened, gold contacts, bus bars for lower noise.

**Guaranteed:** USA customers — parts and labor guaranteed for one full year. You may return undamaged board within ten days for full refund (factory orders only — dealer return policy may vary). Foreign customers — parts only guaranteed; no return privilege.

### Check your local computer store first

**Factory Orders** — You may phone for VISA, MC, COD orders. (\$3 handling charge for COD orders only) Purchase orders accepted from recognized institutions. Personal checks OK but must clear prior to shipment. Shipped prepaid with cross-country orders sent by air. Shipping — normally 48-72 hours. Washington residents add 5.4% tax. Spec. sheet, schematic, warranty statement sent upon request.



**Seattle Computer Products, Inc.**

1114 Industry Drive, Seattle, WA. 98188  
(206) 255-0750

language. The finished product (or part of it) can then be transferred to the smaller computer. This is, however, a luxury most of us cannot afford.

Of course, the compiler written in BASIC

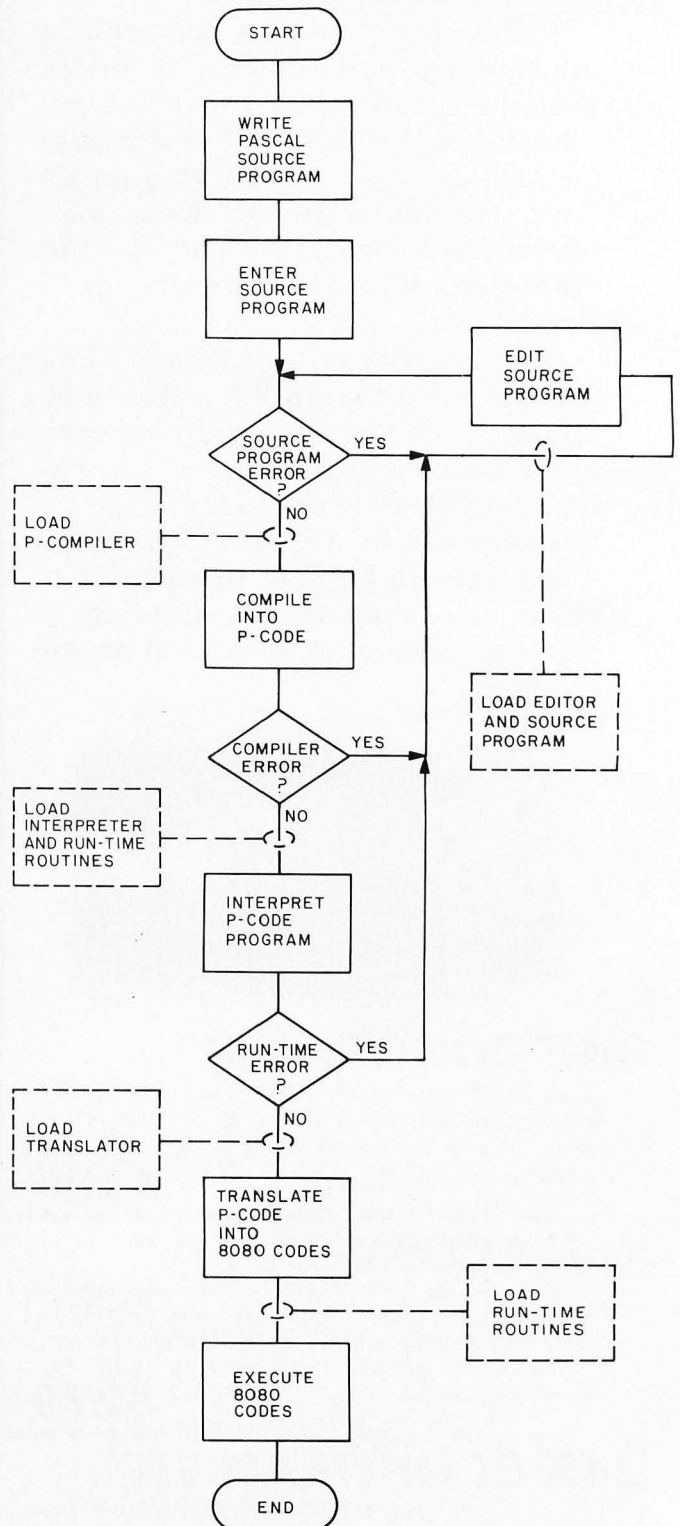


Figure 2: Flowchart showing development of a Pascal program.



would be very inefficient and slow. But this actually would not matter, since it would only be used as a *bootstrap* compiler. The concept of bootstrapping should be familiar to most personal computer owners. We usually use it when initially starting up our computers. After turning on the power, a bootstrap loader is first loaded into the computer (either manually or through the use of read only memory). This bootstrap loader is then used to load the loader, which in turn loads the monitor into memory. The bootstrap loader is a smaller version of the loader; it is just big enough to load the main loader and not adequate to be a general purpose loader.

The same idea can be applied to compiler writing. A compiler for a small subset of a language is first written. This subset should be big enough so that a compiler for a bigger subset of the same language can be written in it. The larger compiler is then written and compiled, using the first compiler. Next, a compiler for a still bigger subset of the same language can then be written and compiled, using the second compiler, and so on until a compiler for the complete language is produced. In actual practice, no more than three stages are used. It does not matter if the first compiler is very inefficient. The idea is to get a working, albeit primitive

and inefficient, compiler with minimum starting effort.

### Pascal Subset Syntax

The syntax of Pascal can be described precisely by using a notation usually called Backus-Naur form (BNF). This is a collection of rules for the grammar of the language. Instead of dealing with Backus-Naur form directly, we use an equivalent but more understandable notation: the syntax diagrams. Figure 3 describes the syntax of the Pascal subset we are interested in.

In the syntax diagram, the square boxes are called nonterminal symbols, while the ovals are called terminal symbols. Terminal symbols are the basic building units of the language and require no further expansion. In our case, the names that represent the terminals are also their textual representations in the language. The nonterminal symbols in the syntax diagrams can be expanded using rules specified in another syntax diagram, and there is a syntax diagram for each nonterminal symbol in the syntax diagram. A branch in the diagram represents options allowable by the grammar. When all nonterminal symbols are eliminated by expansion in this fashion, we would have a valid program. We start off a compilation with the nonterminal program. Looking at

# SAVE THE WHALE

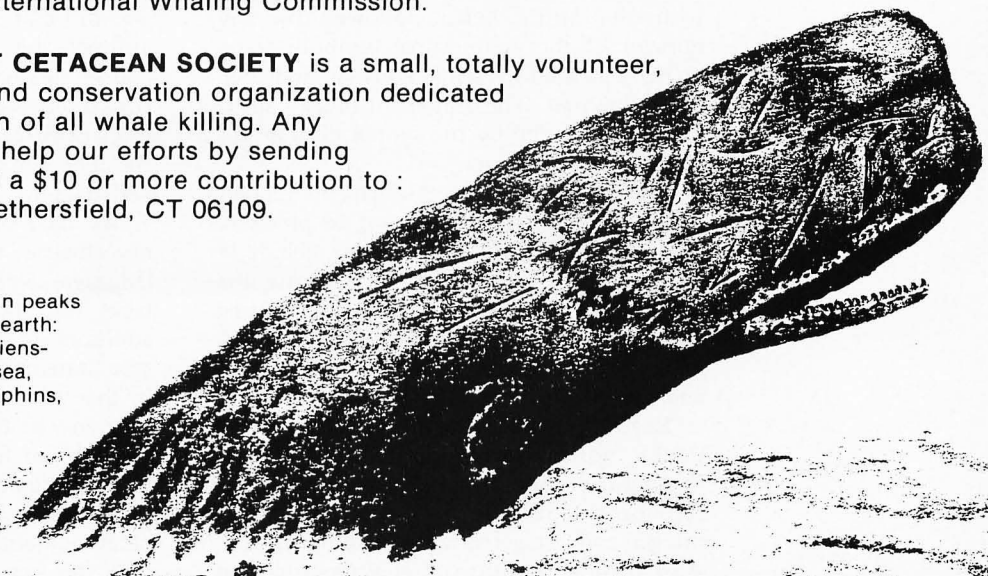
## The world's best computer may be inside a Sperm Whale's head.

The Sperm Whale has the largest brain of any creature that has ever existed on our planet. The brain of this 18-meter marine mammal weighs up to 9 kilograms. It uses echo-location to find giant squid at ocean depths of over 1,000 meters. More than 13,000 sperm whales are scheduled to be slaughtered this year by agreement of the International Whaling Commission.

The **CONNECTICUT CETACEAN SOCIETY** is a small, totally volunteer, non-profit education and conservation organization dedicated to seeking the abolition of all whale killing. Any concerned citizen can help our efforts by sending name and address and a \$10 or more contribution to :  
CCS, P.O. Box 145, Wethersfield, CT 06109.

There are two mountain peaks of evolution on planet earth: on the land, homo sapiens-human beings; in the sea, cetaceans- whales, dolphins, and porpoises.

Drawing by  
Don Sinetti





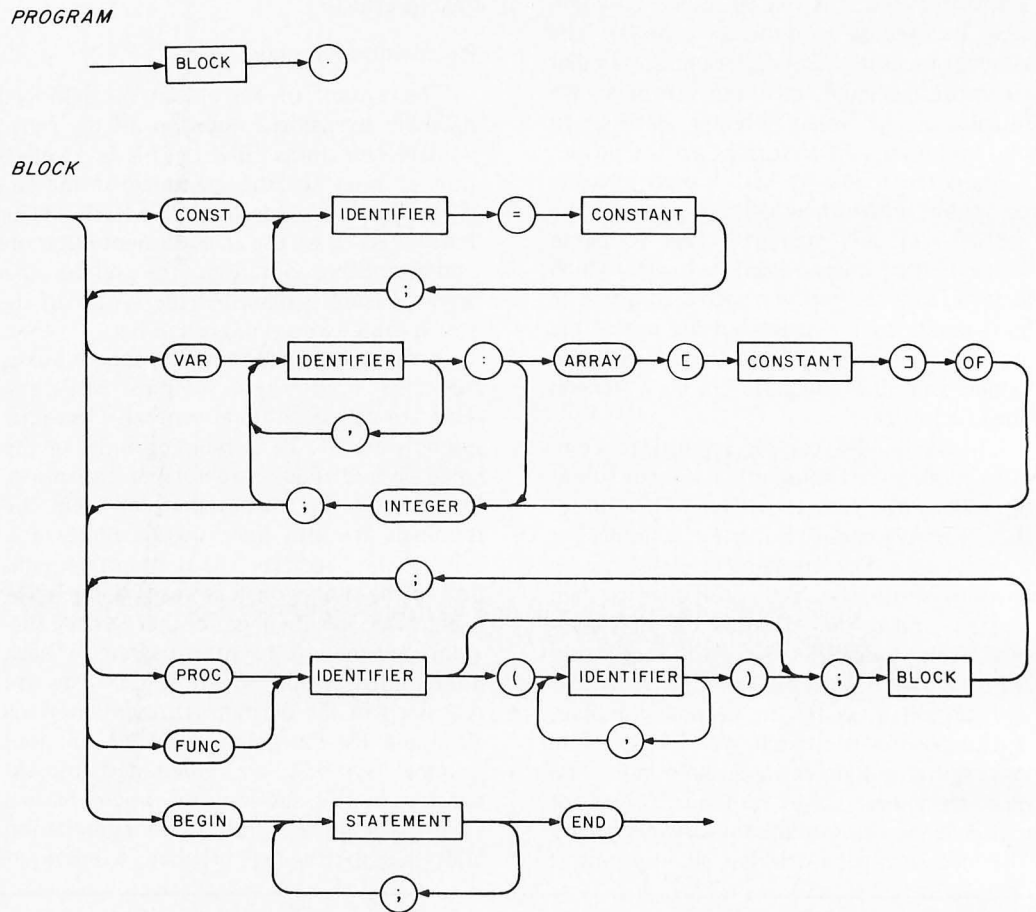


Figure 3: Syntax diagrams of the Pascal subset. For the syntax diagrams of the full Pascal set refer to the book by Kathleen Jensen and Niklaus Wirth, entitled Pascal: User Manual and Report. These diagrams totally define the subset of the language that we are using.

the syntax diagram we see that a program is a block followed by a period (.). Looking at the syntax diagram for block, we notice that it can have an optional declaration part followed by the main body which begins with the string `begin`, followed by any number of the nonterminal symbols, statement, separated by semicolons (;), and then the string `end`. The statement block can be further expanded by the syntax diagram for statement, and so on.

The reason we go through the details here is because it is important to precisely describe the features we want to include in our language before starting to write the compiler. It is the first step towards writing the compiler. These syntax diagrams will later become flowcharts for the syntax analyzer of the compiler.

Readers familiar with Pascal will no doubt notice several important features missing from our subset. There is no `GOTO` statement. The only data type we have is integer and integer array of one dimension. Also missing from the subset is the structured

data type, pointer type, user defined type, and file type. A less obvious omission is passing the parameter of a procedure by address; the parameters are passed by value only. Aside from the fact that these features are difficult to implement, they are not indispensable in our bootstrap process. Of course, features like user defined type and structured type are some of the unique features of Pascal, and should not be omitted in the long run. But we feel that they can be added later.

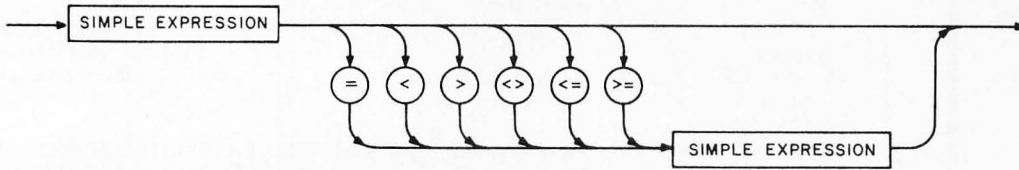
We have also included some trivial but nevertheless useful enhancements to the language, which we hope do not deviate from the standard too much. One is the addition of the optional clause `else` to the case statement which provides an exit path if the value of the variable does not fall into any of the case labels. Another is the inclusion of format controls in the read and write statements. Following an expression in a `write` statement, a pound sign, #, indicates numeric form and a percent sign, %, indicates hexadecimal format. If there is no



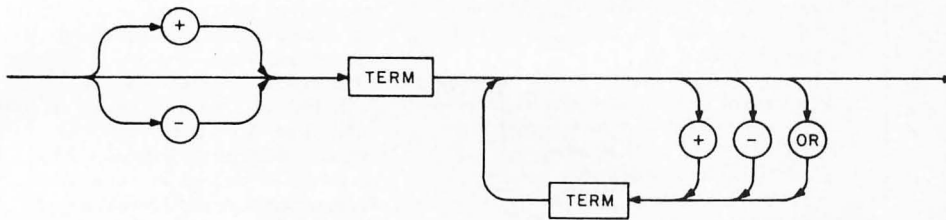
format control, a character whose ASCII code equals the expression is output. Also a hexadecimal constant is prefixed by %. This allows processing of hexadecimal numbers without conversion by the user.

To allow interfacing Pascal programs with assembly programs, a facility is provided to read or write a byte from or to absolute memory locations. The array *mem* is a reserved array name that is used to do this.

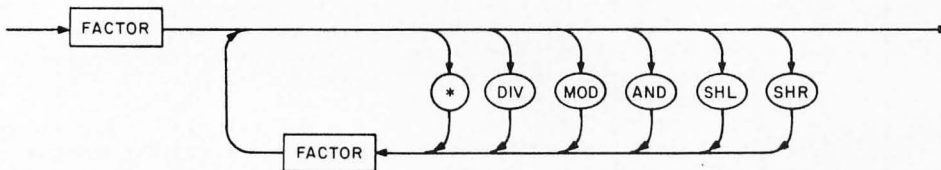
**EXPRESSION**



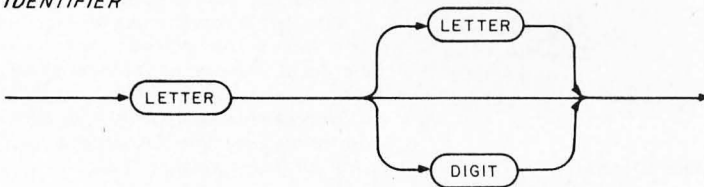
**SIMPLE EXPRESSION**



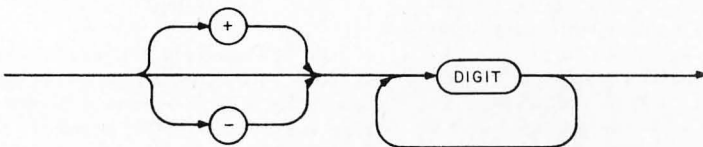
**TERM**




**IDENTIFIER**



**INTEGER**



**STRING**



**HEXINTEGER**




Figure 3, continued: Elementary constructs for Pascal subset. Hexinteger is usually not defined in Pascal but is used here so that actual memory locations can be easily manipulated.

Continued on page 149



# Announcing The Doubler



The ultimate floppy disk controller.

## DOUBLE DENSITY means DOUBLE CAPACITY with DOUBLE RELIABILITY

Replace your old controller board with THE DOUBLER. Your disk system capacity is doubled. Your cost? \$495.

S-100 compatible

Supports up to four drives—  
Single- or double-headed—  
mini- or full-sized.

IBM compatible—3740 and 2D

CP/M\* version 1.4 compatible.

Transparent single or double  
density operation.

Reads/writes consecutive sectors  
for high-speed operation.

Full formatting capabilities.

Performs power-on jump.

Digital phase-lock oscillator with  
write pre-compensation.

Automatically unloads drive heads  
when not in use.

THE DOUBLER comes fully assembled and extensively tested. Priced at \$495, including: PROM bootstrap; CBIOS for CP/M\*; hardware UART with RS 232 interface; complete documentation; utility programs; and a one-year warranty. \*CP/M is a trademark of Digital Research

Available NOW at retail computer stores.

## MICROMATION

524 Union St. San Francisco, Ca. 94133  
415-398-0289

Continued from page 17

List price was about 100,000 Yen, which means it will sell discount for about 80,000+ Yen. Like the PC1200 (already on sale in the US) the PC1300 seems to use Sharp's own 4 bit 1 chip 64 pin flatpack microprocessor, with 2 K bytes of read only memory on chip. Sharp earlier released the EL-6000, a child's arithmetic practice calculator.

Mitsubishi had a 4 bit microprocessor (M58840) with on-chip 8 bit analog to digital converter (5% accuracy claimed).

Panafacom had the C15, a BASIC language 16 bit machine with touch keyboard, video display, 15 ips Philips cassette, but no printer (it will be an option). Its BASIC includes graphics, matrices (option) and strings, cassette tape utilities and commands for its IEC bus option. (The 16 bit chip is not new.) 700,000 Yen with 16 K memory, 16 K expansion will be option. They also have a do it yourself kit, the "L-kit," with color graphics.

NEC's BASIC station, a do it yourself 8080 board with hexadecimal keyboard, plus separate alphanumeric keyboard, video (TV) and cassette interfaces, runs a 4 K Tiny BASIC with peek, poke and graphic commands. It costs about 200,000 Yen. Their Level 2 BASIC, with strings, subscripts and arrays, and standard (sin, log, etc) math routines plus up to 18 character alphanumeric names, is due in July. (Level 1 and Level 2 are not compatible, maybe they plan to use their new 16 bit chip  $\mu$ PD768B).

A small company, INPEX, has an 8085 kit with large keyboard for machine language programming; the keys correspond to opcodes. Cost is about 80,000 Yen.

KS Wilkinson  
CPO Box 1748  
Tokyo 100-91  
JAPAN

### RARE CHASSIS?

I want to thank Dan Fylstra for his article in the May 1978 BYTE, page 22, "Convert Your TV Set to a Video Monitor." It was clearly written and well illustrated. I was about to purchase a TRS-80 from Radio Shack and his article convinced me that I should buy a Hitachi TV and a Pickles and Trout converter. Thus I would have both a computer display and a portable TV.

But alas! I live in Dallas TX. And in Dallas TX not one store that I called that handles Hitachi TVs has the models with the SX chassis! What's more, the Hitachi district offices listed in the yellow pages have closed and I was given a phone number in Atlanta GA! Now I could have called long distance to Atlanta, but I wasn't interested in ordering a TV from Atlanta or Tokyo. Chances are the model has been discontinued anyway.

Pickles and Trout had a good idea, but does a 12 inch TV exist that is not AC/DC? A TV chassis with a transformer

type power supply does allow an easier hookup than does a "hot" chassis. But if one is not generally available, there is a market for an AC/DC converter that is as specific as the Pickles and Trout unit.

As for me, I ordered the TRS-80 complete with display cathode ray tube (CRT). After all, they toss in the cassette recorder if you buy the whole thing! But I do hope the SX chassis does exist elsewhere so others can use Mr Fylstra's article.

Clarence J Stinson  
9138 Chimney Corner  
Dallas TX 75243

### NEEDED: SATELLITE RECEIVER WITH IMAGING CAPABILITY

I would be so grateful for some information concerning satellite receiving stations using computers for data storage and video display. (I am interested in observing cloud cover.)

If there has been any article in your publication (or any other, for that matter) which deals with this subject I would be so pleased to know about it. Perhaps someone has developed such a station using their microcomputer, and who would be generous enough to share their knowledge with others as an article.

Thank you for any help you can provide.

Brad Slocum  
236-D E Red Oak Dr  
Sunnyvale CA 94806

*We've not published such an article to date, but it would make an excellent topic for the homebrewer. For output one could use one of the new electrostatic printers with graphic capability which retail for about \$800 — or simply display the images on your video outputs with bit map graphics, possibly using colors where available. . . .CH*

### DREAMING . . .

I am 12½ years old, and plan to get a computer system up and running in the near future. The mainframe I have selected is the Heathkit H11, incorporating the DEC LSI-11 processor. I chose this mainframe because of the processor employed and the low price, only \$1295. This price is offset by a few disadvantages, such as its bus, with only six slots, and the fact that its price is only relatively low (at this time I have only \$724.08). But, like any other problems in this world, these can be solved. I can fix the bus problem by simply buying an expansion interface from DEC, but this makes the second problem worse yet. And, unlike other problems, buying more of what you need (money) simply defeats itself in its purpose. So I just have to save. (And save, and save. . . .)

However, by the time I finally do



have the money for it, something bigger and better (and slightly more expensive) will have appeared on the horizon. I will probably continue at this pace until I am a millionaire at 21. At this point, of course, I will buy a large computer from DEC or some other company and charge people to timeshare on it. Only problem is, I don't know where I am going to get the million dollars in the first place. It's nice dreaming, though, and my dreaming is going to get me somewhere in this world. (I hope so, anyway!)

Norman Aleks  
659 Driftwood Ln  
San Dimas CA 91773

*A sound philosophy. . .*

**GOTCHA!**

On page 154 of the May 1978 BYTE you described the new products by Lucas-Adams Labs Unltd. The address of this manufacturer was not printed. Could you please let me know the address so that I can enquire about the products?

K L Yeap  
2217 7th Av NW  
Calgary, Alberta  
CANADA T2N 0Z9

*Unfortunately, Lucas-Adams Labs Unltd did not supply us with their address. However, we thought that our readers would be interested in their (totally fictional) product line so we published the press release. I am sure that with perseverance, their address may be found in the combined annals of April fools jokes for this year. . . RGAC*


**KUDOS FOR KENT**

It seems E W Kent ("The Brains of Men and Machines," January through April 1978 BYTE) has violated Higher Education Law #1: Never explain complex issues in understandable terms. Kent must be aware of the ramifications of violating this most basic principle of higher education, the most significant being the release of usable information to lay people who might understand it and use it.

Kent has produced a classic, and has given the computer scientist a game plan for the creation of the first real cybernetic system. He has also given the electrical engineering community a new direction: if you are an engineer, think neuron and cortex instead of bus and processor. While you are doing this (in conjunction with people like E W Kent), the computer scientist will be developing algorithms and operating systems to support your hardware. We have a long road ahead, but thanks to Kent we're on our way.

David R Fashenpour  
5411 Cerro Vista  
San Antonio TX 78233

# COMPLETE ONLY \$5145




**1 MAN/PAK HORIZON-2  
COMPUTER**

- Z80 CPU
- 32K Memory with Parity Option
- 12 Slot Motherboard
- Parallel & Serial Interfaces
- 6 100 Pin Edge Connectors
- Dual Floppy (180,000 Bytes)
- Enhanced DOS/Basic


# COMPUTER 1·2·3 SYSTEM

**2 HAZELTINE 1500  
VIDEO TERMINAL**

- Programmable Brightness Levels
- Automatic Repeat on all Keys
- 24x80 Display on 12" screen
- Non-Glare/High Legibility
- Upper/Lower Case
- Reversible Video
- Audible Alarm



# ASSEMBLED READY-TO-GO!



**3 CENTRONICS 779  
SERIAL PRINTER**

- Excellent Print Quality
- Tractor Feed
- Print Speed: 21-130 lpm
- Max. Print Width 8"
- 80 or 132 char/line

**PLUS** ■ DOS with I/O Drivers for HAZELTINE & CENTRONICS  
■ All Cables  
**FREE** 10 Diskettes

**OPERATIONAL IN SECONDS:**

- A** Connect Cables    **B** Insert DOS Diskette    **C** Hit Reset

**SAVE TIME, ENERGY & MONEY!**

Components purchased separately cost \$5693.  
Now for a limited time only — send \$5145 to:

**MANCHESTER EQUIPMENT CO., Inc.**  
120 Bethpage Rd. ■ Hicksville, N.Y. 11801  
or CALL COLLECT: (516) 433-0613

Gentlemen:  
Please rush me my Complete Computer System.  
Enclosed is \$5145  Check  M.O.  Master Charge  
 BankAmericard # \_\_\_\_\_ Exp. Date: \_\_\_\_\_  
N.Y. Residents Add 8% Sales Tax.  
Shipped F.O.B. Hicksville, N.Y. — Collect.

Name \_\_\_\_\_  
Address \_\_\_\_\_ Phone \_\_\_\_\_  
City \_\_\_\_\_ State \_\_\_\_\_ Zip \_\_\_\_\_

■ Please send more information  
Dealer Inquiries Invited

Circle 216 on inquiry card.



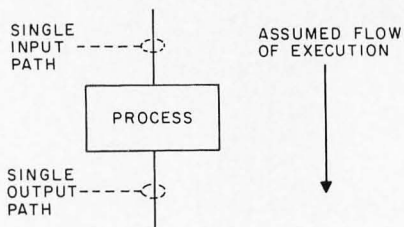


Figure 1: The process block is the "black box" of programming: it is entered by a single input path, does some arbitrary operations upon data, and is exited by a single output path. The "arbitrary operations" can be as simple as one step in an arithmetic calculation, or as complex as a compilation of a program — it all depends on the point of view taken.

# Some Words About Program Structure

Microprocessor programming, at this point in time, is a black art. Once you have learned the basic instruction set, you're on your own. Some people get the knack of this mysterious task fairly quickly, and some do not. Those who do well seem to have developed some sort of system for going about it. The point is that an organized, systematic approach is required if there is any hope for continued programming success. The purpose of this article is to describe to you one such method which has become very popular with programmers of all types, using all kinds of computers from micros to the giants.

## Concept

What we're looking for is simplicity in the writing of programs. This is usually achieved if the program can be reduced to a collection of basic components which fit together in very well-defined ways. This is the concept behind structured programming.

Any program can be considered to have only two basic building blocks. One is the

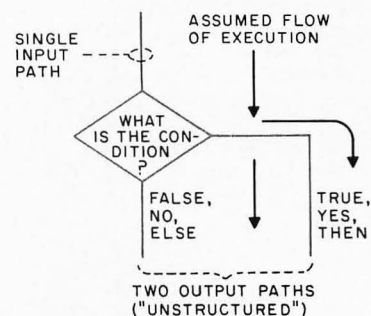
process block shown in figure 1. It simply performs some defined function, or process. It might represent a simple function requiring only a few, maybe only one, instructions in the program, or a much larger function requiring many instructions. Whatever it does, it has one input and one output.

The second basic block is the decision block shown in figure 2. This elementary capability of any computer is that which gives it all its power and flexibility. It is the ability to alter the path taken by the program based upon the value of some parameter or condition which can be tested by certain instruction types. For example, two numbers can be compared and a test for equality used to decide which of two program paths will be taken as a result.

These two fundamental building blocks will now be used in the construction of a set of basic program structures with which any other program can be built. The three general structures are called *sequence*, *if-then-else* and *loop*. Variations of these will be examined, as well as combinations which can be used to build more complex functions.

Albert D Hearn  
98 SW 13th Av  
Boca Raton FL 33432

Figure 2: The decision block is a simpler concept than the process block, in the sense that the amount of computation required rarely approaches the generality of an "arbitrary process." A decision block has one input and, depending upon a binary condition, takes one of two output paths. In this figure, the names "true," "then" and "yes" denote one possible path; the names "false," "else" and "no" describe the other possible path. In programming languages, the "then" or "else" terminology for the two paths is frequently built into the language design; the other terms are frequently seen in flowchart representations of programs.



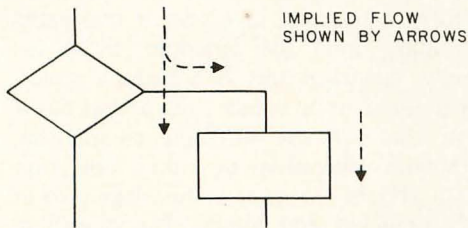


Remember: In structured programming, everything is a process block, with one input path and one output path.

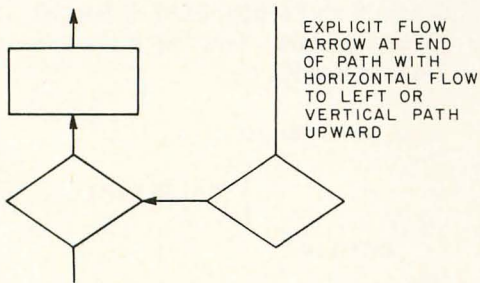
**Editor's Note:  
BYTE Flowchart Flow Conventions**

As an "ideal" standard, flowcharts in BYTE use a direction of flow convention as follows:

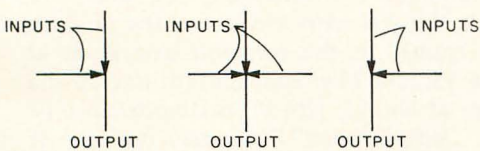
Default flow: Vertical flow is from the top of a diagram toward the bottom, and horizontal flow is from the left of a diagram towards the right, unless explicit flow is used. Thus:




Explicit flow: Vertical flow upward or horizontal flow leftward in a drawing is shown with an explicit arrow at the end of the flow path, thus:



Merged flow: When two or three paths of flow merge, the two or three inputs to the joint path have arrows noted:




# Put exceptional versatility and control into your S-100 bus system with the 'blue boards'...and save money in the bargain!




**MT1 15 slot Mother Board**  
Board Only \$45.00  
With Connectors \$105.00



**XB1 Extender Board**  
Board Only \$9.00  
With Connector \$13.50




**MB4 4K Static RAM (low power)**  
Kit \$129.95




**VB1B Video Board**  
Kit \$149.95




**MB6A 8K Static RAM (low power)**  
Kit \$165.00




**SB1 Synthesizer Kit**  
Kit \$149.95



**MB3 2K/4K EPROM (1702A)**  
Kit less PROM's \$65.00  
2K—\$105.00/4K—\$145.00



**I/O2 Interface Board**  
Kit \$55.00



**MB7 16K Static RAM (low power)**  
Kit \$449.00

**We're the blue boards!**

Compare the Cybercom blue boards with any others on the market today. You'll find exceptional quality plus prompt delivery and significant cost savings. All Cybercom kits are guaranteed 90 days for parts and labor.

Contact your local computer hobbyist store or write for details.



**Solid State Music**

2116 Walsh Avenue, Santa Clara, CA 95050  
Telephone (408) 246-2707

Circle 335 on inquiry card.



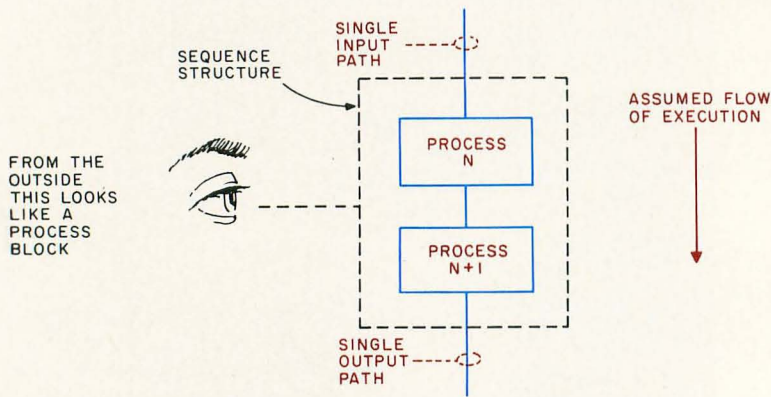


Figure 3: The sequence structure is the simplest programming structure. It can be viewed from the outside as the equivalent of a process block, but upon close examination it is found to contain one or more process blocks.

### Basic Structures

The simplest of the program structures, shown in figure 3, is the *sequence* structure, which is composed of one or more process blocks strung together serially. Like the process block from which it is built, the *sequence* structure has only one input path and one output path. In fact, you will soon see that one of the rules that we want all structures to conform to is that they have a single input path and output path. Furthermore, an entire program, which can be represented by one large process block, should also conform to this rule.

The next structure is the *if-then-else* structure, shown in figure 4. It consists of a decision block and two process blocks. Only one of the process blocks is executed for any single pass through the structure. The result of the test or comparison represented by the decision block determines which process block is chosen. Notice that

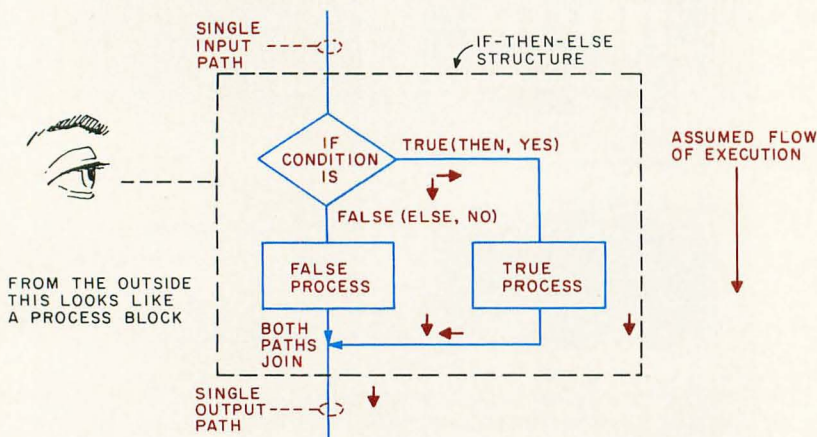


Figure 4: The if-then-else structure is composed of a decision block and two process blocks. The process blocks may themselves be viewed as any form of structure with a single input and a single output path, and thus might in fact be sequence structures, if-then-else structures, etc.

regardless of which path is taken there is one common exit path from the *if-then-else* structure. This is required to maintain our single exit philosophy.

An *if-then-else* structure does exactly what it says: *if* a condition is true, *then* take a specified action, *else* take a specified alternate action. However, there are times when only one action is required in only one of the paths. No action is necessary in the other path. In an actual flow diagram, this is of course shown by drawing a flow line in place of one or the other process block of the *if-then-else* structure since the most trivial process is simply going to the next process without doing anything. Note however that only one of the process blocks can be made up of this simplest case of "do nothing" since if both process blocks were eliminated from the *if-then-else* structure, the net effect would be to "do nothing" all the time whether or not the condition was true or false.

The *if* part of an *if-then-else* structure is simply any program instruction which can perform a test and take one of two paths depending upon the outcome. In an assembly language, this is usually a conditional jump or a branch instruction based upon the outcome of some comparison, arithmetic operation or other operation which affects processor status flags used in such branches and jumps. The branching instruction specifies the destination address of the beginning of one path. Whether it is the *then* or the *else* leg is arbitrarily defined, and the next sequential instruction is assumed to begin the opposite path.

Some higher level languages like BASIC have ready-made *if-then-else* instructions. BASIC has IF and THEN; ELSE is implied. The following shows how an *if-then-else* would look in BASIC:

```

1 IF X=Y THEN 10
. ....
. .... } FALSE PART
. ....
. GOTO 15
10 ..... } TRUE PART
. ....
. ....
15 END


```

In this example, the *else* code immediately follows the IF instruction. The GOTO 15 ends the *else* path and causes the program to branch to the common exit point at line 15. The *then* path starts at line 10 and ends at line 15. [BASIC is considered to be an "unstructured" language because of the need for an explicit GOTO following



# Blaise Pascal

1623 - 1662



## THE NMS 85 SERIES NORTHWEST MICROCOMPUTER SYSTEMS

### CLASSIC DEM DEVELOPMENT TOOLS

- Full 8085 (3 or 5 Mhz) Hardware
- Two (or more) 570 Kb Dual Density Disks
- Floating Point Hardware, Timers, Parallel Ports, Modems, and other options
- PASCAL, COBOL, FORTRAN, BASICs, ASSEMBLER
- Screen Oriented Editor, Sort, Screen Forms Builder, Decimal Arithmetic

### VINTAGE TURNKEY BUSINESS SYSTEMS

- Accounts Receivable: Billing, Aging, Full Forms Data Entry
- Word Processing: Screen Edit, Search, Justification, Page Numbering, Headings, etc.
- Client Information Management
- General Ledger
- Fuel Dispensing and Accounting

© UCSD

121 EAST ELEVENTH, EUGENE, OREGON 97401 (503) 485-0626



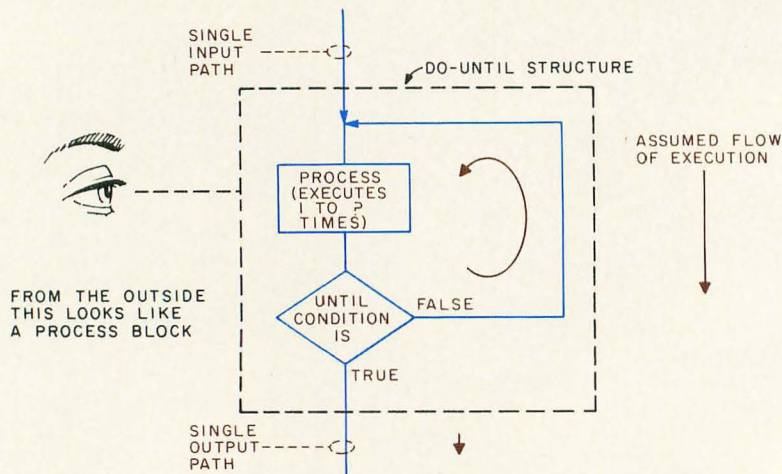


Figure 5: The do-until structure is a looping form whose purpose is to execute a given process block at least once. After executing the process block, the "until condition" is tested and if found to be false, execution loops back to repeat the process block before testing the condition again.

the "false part" of an IF-THEN-ELSE construction.]

If you use assembly language in your programming, and your assembler has a macroinstruction capability, then you can write your own *if-then-else* macros. It is beyond the scope of this article to describe how this is done, but it isn't very difficult.

If you use assembly language and don't have facilities for writing macros, then you can simulate the function of the macro-assembler in order to gain the advantages of structured programming. Simply sit down and write yourself a set of standard *if-then-else* structures. Take the five or six most common decision types (equal, not equal, zero, greater than, etc) and write

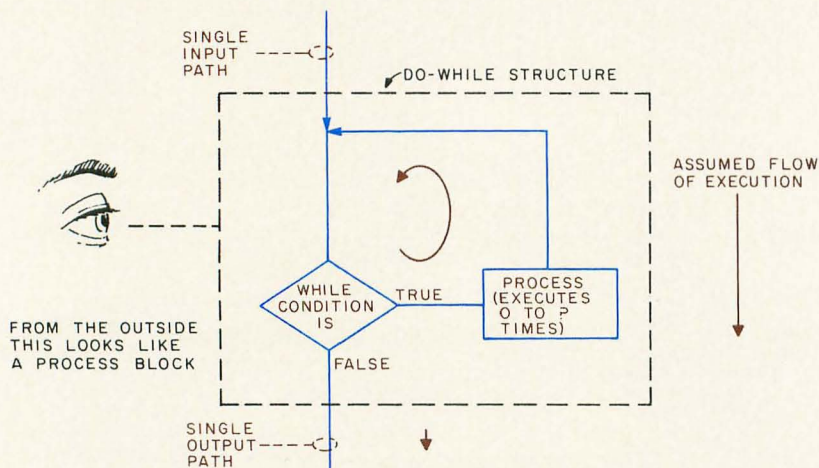


Figure 6: The do-while structure is a looping form whose purpose is to execute a given process block only if the "while condition" is true. Thus it can execute the process block zero times if the condition is false initially, or an arbitrary number of times so long as the condition remains true during repeated execution of the process block.

skeleton programs for each. Leave blanks for the actual condition to be tested, and leave space for the actual code which will perform the *then* and *else* functions. Later, when you need an *if-then-else* while writing a program, you can draw upon your set of prewritten structures. Not only does this eliminate your having to invent similar program sequences over and over again, but it also prevents many bugs and greatly eases the effort you have to put into program writing.

The last basic structure is the *loop*, which provides a means of repeating a sequence of instructions until some stop condition is found to exist. There are two kinds of loop structures: *do-until* and *do-while*.

A *do-until* structure, shown in figure 5, performs the function in the process block at least once. After that, a test is done to determine if the condition for stopping the process looping has been found true. As long as the condition is not true, the looping continues. When it becomes true the looping ends and the exit path is taken. This type of structure can be used, for example, when you need to search a table of values, looking for a particular value. If you know that the table will always contain a matching entry, the program routine need not be more complicated by logic to detect end-of-table before a matching value is found. Notice that the first table entry is always examined before the decision is made to continue (this is because the ending condition decision is based upon the value of that entry).

The second type of loop is the *do-while*, shown in figure 6. The difference between this and the *do-until* structure is that the test is done before the process block is executed. In many cases there is not a lot of significance to this difference because both types of structures can do the same jobs.

In specific situations you will find that one form will usually be better suited or more convenient than the other. The primary difference to remember is that the *do-until* form always executes the process block at least once whether or not the *until* condition is true, and that the *do-while* may not execute the process at all if the *while* condition is false at the time of the first test. Experience will best teach you which to use in the various situations.

A variation of the loop structures of either form might be considered, the endless loop or *do-forever*. This form of loop occurs when the *while* or *until* condition is never changed to allow execution of the output




# Radio Shack's personal computer system? This ad just might make you a believer.

You can't beat  
the 4K system at  
**\$599**



- TRS-80 "Breakthru"**
- TRS-80 microcomputer
  - 12" video display
  - Professional keyboard
  - Power supply
  - Cassette tape recorder
  - 4K RAM, Level-I BASIC
  - 232-page manual
  - 2 game cassettes

...or the step-up  
16K system at  
**\$899**




- TRS-80 "Sweet 16"**
- Above, except includes 16K RAM

...or the fast  
4K/printer system at  
**\$1198**



- TRS-80 "Educator"**
- Above, except includes 4K RAM and screen printer

...or the Level-II  
16K/printer/disk  
system at  
**\$2385**



- TRS-80 "Professional"**
- Above, except includes 16K RAM, disk drive, expansion interface, and Level-II BASIC

**So how are you gonna beat the system that  
does this much for this little? No way!**

...The amazing new  
32K/Level-II/2-disk/  
line printer system at  
**\$3874**



- TRS-80 "Business"**
- Above, except includes 32K RAM, line printer, and two disk drives

Get details and order now at Radio Shack stores and dealers in the USA, Canada, UK, Australia, Belgium, Holland, France, Japan.  
Write Radio Shack, Division of Tandy Corporation, Dept. C-096, 1400 One Tandy Center, Fort Worth, Texas 76102. Ask for Catalog TRS-80.

**Radio Shack**<sup>®</sup>  
The biggest name in little computers <sup>™</sup>

Prices May Vary at Individual Stores and Dealers



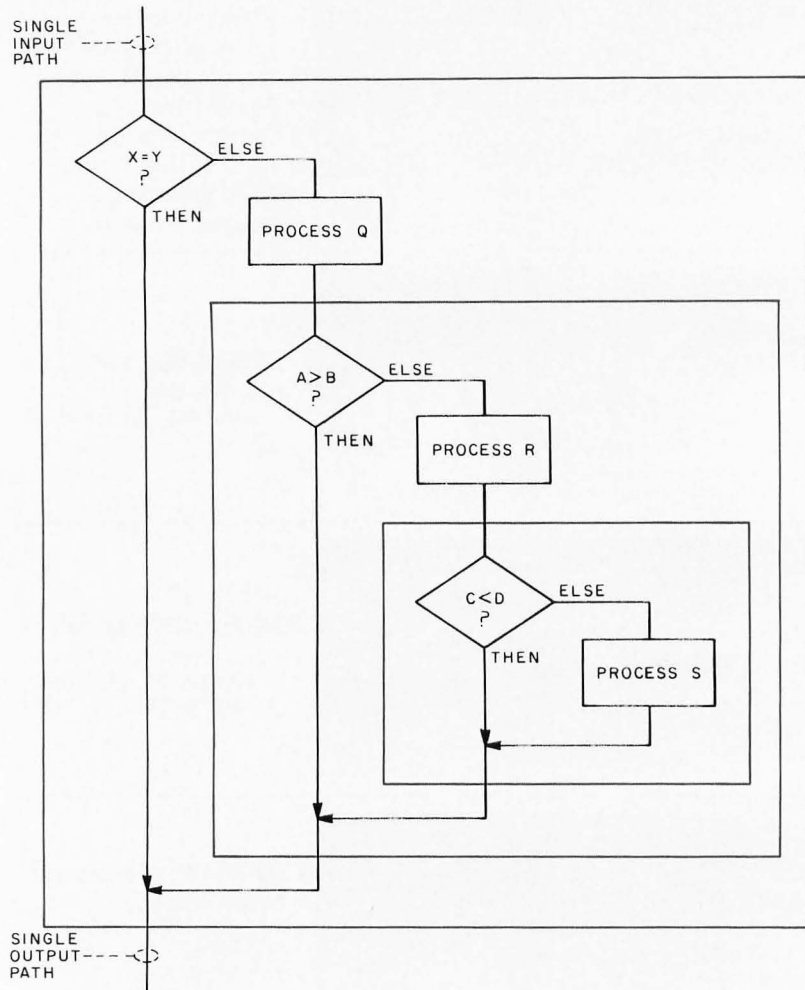


Figure 7: The various types of structures can be nested by noting that any place where a process block is indicated, a more complex structure can be used since it, too, only has one input path and one output path of execution. Thus, for example, this flowchart shows nesting of a process Q block and an if-then-else structure as the else part of the if-then-else structure with condition  $X=Y?$ . This second if-then-else in turn has a third if-then-else as part of its else part. The colored outlines show the nesting of one structure within another.

Figure 8: An unstructured flowchart performs an endless process as might be implemented in an automobile interlock. This is a complete and viable solution of the problem, but it involves numerous branching operations performed in an uncontrolled (GOTO) fashion.

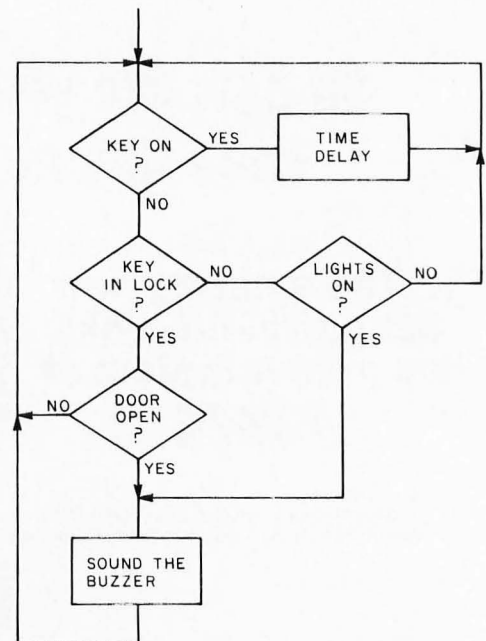
path of the structure. Intentional endless loops are occasionally used, as in the low level programming trick of hanging up execution in a tight loop to flag errors, or the quite legitimate endless loops which form the outer level of control of a typical executive or monitor program. But for most programming purposes, an endless loop is a bug or error in the program.

### An Example

Now using the basic structures, we can construct a program of any size and complexity by combining and nesting in any manner as long as some fundamental rules are adhered to:

- The program as a process should have only one input path and one output path.
- Structures within the program can be nested but each structure must be totally contained within the structure in which it is being nested (this will be illustrated later).
- There should be no branching unless it is part of a structure (for example, the GOTOs required in languages like BASIC).
- Refrain from attempting to optimize the program by violating the above rules. There is a right time for this later.

Before we look at an example of structuring a program, let's first look at how nesting of basic structures works. Figure 7 shows a flowchart of a program which,





overall, could be represented by a single *if-then-else*. But when it is looked at in more detail, the *else* leg contains another *if-then-else* as part of the instruction sequence there; the *else* leg of that structure contains yet another *if-then-else*. The heavy outlines show that each of the nested structures are totally enclosed by their parent structures; there is no overlap. A BASIC-like program to perform the function shown in figure 9 appears as listing 1. Again, I use outlines to illustrate that each structure is embedded in its entirety within another higher level structure. Notice that I have used indentation of lines to increase the readability of the program. Each separate structure should be at a different level of indentation than its parent.

```

1  IF X=Y THEN 32
   :
   :
10  IF A>B THEN 31
   :
   :
20  IF C<D THEN 30
   :
   :
30  CONTINUE
31  CONTINUE
32  END

```

Listing 1: A BASIC-like program equivalent for the flowchart of figure 7. The lines in the picture emphasize the structured programming formalism.

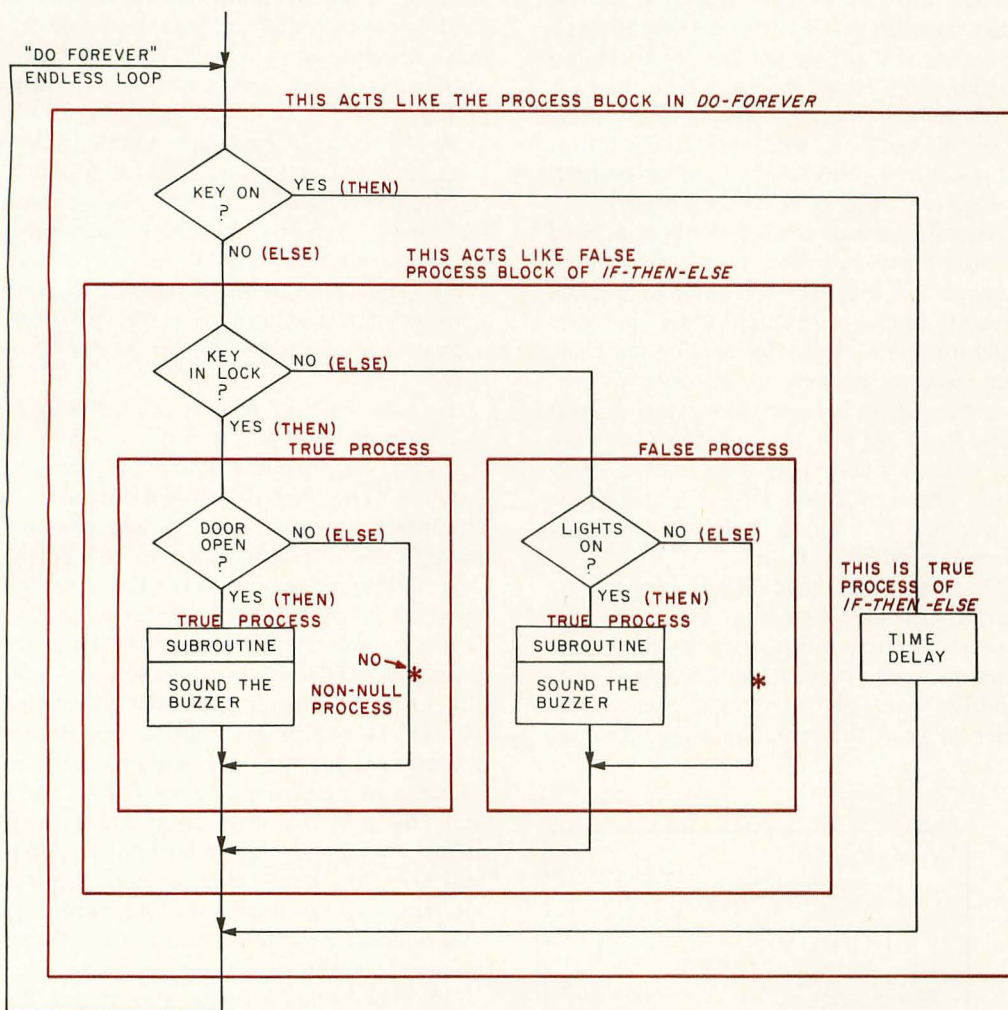


Figure 9: Taking the algorithm of figure 8 and casting it into a standardized, structured programming form eliminates all GOTO operations in languages with a complete if-then-else structure, and in languages like BASIC, reduces use of GOTO operations to standardized structures. In this flowchart, we've positioned all the blocks to emphasize the nesting of structure. One of the primary reasons for the emphasis on structured programming is one of communications of ideas to other programmers (or the originating programmer at a later date). The claim is made that a flowchart like this one, and its equivalent representation in listing 2, provide a standardized way of communicating algorithms which makes the listing or chart easier to understand and read.



Let's look now at an example of a simple program and show how a structured version might differ from an unstructured version.

The program is one which might be part of a future automobile computer control system using a microprocessor. Its purpose is to trigger a buzzer if the ignition key is left in the lock when the left front door is opened, or if the headlights are left on when the key is not in the lock. A delay is performed before conditions are checked again.

The flowchart in figure 8 shows how we might have drawn it without attempting to apply any of the principles of structured programming. Now, look at figure 9 which shows the structured version. Both forms of the program do the same function, but the structured form is clearly more straightforward and easier to write code from.

Basically, a number of things happened to the flowchart when it was structured. First, all the branches (or GOTOs) became forward branches except those in loop structures. This allows for reading the chart from top to bottom in an orderly way. Secondly, each decision block and process block has been put into a proper structure and nested totally within its parent structure. Thirdly, every structure regardless of its place in the overall program has only one input and one output.

One thing has happened that might appear to be a little strange to you. The sequence structure which performs the buzzer function appears twice now, where it only appeared once before. This is necessary in order to keep the structure clean. Remem-

ber, you cannot simply branch into the other buzzer block because those two structures would then overlap. The inefficiency implied by the double appearance of that block might bother you, but it will probably turn out that the block will be written as a subroutine and the only inefficiency will be an extra call instruction.

Listing 2 is a BASIC-like program for the structured flowchart. (Here "BASIC-like" means using the syntax of BASIC but allowing variable names to be many characters in length for purposes of illustrating their meaning.) I have not attempted to make the program complete and have taken some liberties in order to illustrate my points.

A few words of explanation are in order. First, the instructions at lines 3, 4 and 5 represent a *do-until* structure which is used to implement a delay by simply incrementing a counter (X) until it reaches a large value. The name BUZZ represents the line number of a subroutine (not shown) which activates an electronic buzzer in the car's dash.

Now is the time to go back and look at the program to make it more efficient in its operation or in the amount of memory required. This should be done only if it is absolutely necessary. If it is necessary, try to maintain the structuring to the extent that it doesn't destroy the clarity of the program or increase its complexity. In our example program, notice that there are three CONTINUE instructions at lines 13, 14 and 15 leading to a GOTO at line 16. The speed of the routine can be improved and the memory requirements can be reduced by eliminating the CONTINUES and changing any instruction which references any of them to go to line 16. Alternatively, you could change each of those references to go directly to line 1 although you would be seriously interfering with the intent of structuring.

In conclusion, I invite you to try the techniques described in this article when you write your next program. If you have done it any other way before, it takes a little getting used to, but I think you will ultimately agree that it has a lot to offer. Hopefully, you will see the benefits in the form of less time spent getting your program designed, written and debugged. In short, I believe that it can help make programming even more enjoyable. ■


*Listing 2: A BASIC-like application program for activating a buzzer of an automobile given several conditions. A subroutine BUZZ is indicated (by a call with the keyword GOSUB) to actually sound a noise during the loop. In this BASIC-like representation, several liberties with syntax have been taken.*

```

1 LET X=0
2 IF KEY ≠ ON THEN 7
3   LET X=X+1
4   IF X=5000 THEN 6
5   GOTO 3
6   GOTO 13
7 IF KEY=INLOCK THEN 11
8   IF LIGHT ≠ ON THEN 10
9   GOSUB BUZZ
10  GOTO 13
11 IF DOOR ≠ OPEN THEN 13
12 GOSUB BUZZ
13 CONTINUE
14 GOTO 1

```





**There's a BYTE BOOK  
in your future...**



# ... And the future

BYTE Publications, Inc. is proud to announce the creation of its new Book Division, which publishes books of interest to computer people. Readers will find a wide range of topics published as BYTE Books, including new material as well as collections of reprints of the best BYTE magazine articles. Users of small computers will find PAPER-BYTE™ Books to be complete descriptions of useful system software including detailed user documentation, source listings where possible, and the PAPERBYTE™ bar code representation of executable code.

To keep the cost reasonable and available to the greatest number of readers, the books will be paperback editions in the 8-1/2 x 11" format. You may purchase the initial selections directly from BYTE via mail order or from your favorite computer store or book distributor.

**PROGRAMMING TECHNIQUES** is a new series of **BYTE BOOKS** concerned with the art and science of computer programming. It is a collection of the best articles from BYTE magazine and new material collected just for this series. The book provides the personal computer user with background information to write and maintain programs effectively.

The first book in the Programming Technique series is entitled **PROGRAM DESIGN**. It discusses in detail the theory of program design. The purpose of the book is to provide the personal computer user with the techniques needed to design efficient, effective, maintainable programs. Included is information concerning structured program design, modular programming techniques, program logic design, and examples of some of the more common traps the casual as well as the experienced programmer may fall into. In addition, details on various aspects of the actual program functions, such as hashed tables and binary tree processing, are included.

ISBN 0-931718-12-0  
Editor: Blaise W. Liffick  
Pages: 96  
Price: \$6.00  
Publication: Fall 1978

In **SIMULATION**, the second book of the series, are articles dealing with various aspects of specific types of simulation. Both theoretical and practical applications are included. Particularly stressed is simulation of motion, including wave motion and flying objects. The realm of artificial intelligence is explored, along with simulating robot motion with the microcomputer. Finally, tips on how to simulate electronic circuits on the computer are detailed.

ISBN 0-931718-13-9  
Editor: Blaise W. Liffick  
Pages: approx. 80  
Price: \$6.00  
Publication: Fall 1978

The third book is **NUMBERS IN THEORY AND PRACTICE**. This book includes information of immense value to both the novice and the experienced personal computerist. The mechanics of the binary system are discussed, including division and multiplication, as well as the places to look for numerical error in programs. Floating point numbers, what they are and how to use them, are covered. There are also sections on numerical methods (functions, approximations, statistics), Boolean math, and several different approaches on how to obtain random numbers.

ISBN 0-931718-14-7  
Editor: Blaise W. Liffick  
Pages: approx. 100  
Price: \$6.00  
Publication: Fall 1978

The fourth book so far scheduled in this series is called **BITS AND PIECES**. The articles collected for this book are mostly unrelated and do not neatly fit into the topics of the previous three books, but still have a lot to do with programming techniques. Areas such as multiprogramming and interactive computing with the personal computer are discussed, as well as stacks, sorting, Polish notation, and program optimization. This is by far the most general book of the series.

ISBN 0-931718-15-5  
Editor: Blaise W. Liffick  
Pages: approx. 100  
Price: \$6.00  
Publication: Fall 1978



# is right now!

**RA6800ML: AN M6800 RELOCATABLE MACRO ASSEMBLER** is a two pass assembler for the Motorola 6800 microprocessor. It is designed to run on a minimum system of 16K bytes of memory, a system console (such as a Teletype terminal), a system monitor (such as Motorola MIKBUG read only memory program or the ICOM Floppy Disk Operating System), and some form of mass file storage (dual cassette recorders or a floppy disk).

The Assembler can produce a program listing, a sorted Symbol Table listing and relocatable object code. The object code is loaded and linked with other assembled modules using the **Linking Loader LINK68**. (Refer to **PAPERBYTE™** publication **LINK68: AN M6800 LINKING LOADER** for details.)

There is a complete description of the 6800 Assembly language and its components, including outlines of the instruction and address formats, pseudo instructions and macro facilities. Each major routine of the Assembler is described in detail, complete with flow charts and a cross reference showing all calling and called-by routines, pointers, flags, and temporary variables. In addition, details on interfacing and using the Assembler, error messages generated by the Assembler, the Assembler and sample IO driver source code listings, and **PAPERBYTE™** bar code representation of the Assembler's relocatable object file are all included.

This book provides the necessary background for coding programs in the 6800 assembly language, and for understanding the innermost operations of the Assembler.

ISBN 0-931718-10-4  
Author: Jack E. Hemenway  
Pages: approx. 120  
Price: \$25.00  
Publication: Fall 1978

**LINK68: AN M6800 LINKING LOADER** is a one pass linking loader which allows separately translated relocatable object modules to be loaded and linked together to form a single executable load module, and to relocate modules in memory. It produces a load map and a load module in Motorola MIKBUG loader format. The linking Loader requires 2 K bytes of memory, a system console (such as a Teletype terminal), a system monitor (for instance, Motorola MIKBUG read only memory program or the ICOM Floppy Disk Operating System), and some form of mass file storage (dual cassette recorders or a floppy disk).

It was the express purpose of the authors of this book to provide everything necessary for the user to easily learn about the system. In addition to the source code and **PAPERBYTE™** bar code listings, there is a detailed description of the major routines of the Linking Loader, including flow charts. While implementing the system, the user has an opportunity to learn about the nature of linking loader design as well as simply acquiring a useful software tool.

ISBN 0-931718-09-0  
Authors: Robert D. Grappel  
& Jack E. Hemenway  
Pages: 48  
Price: \$8.00  
Publication: Summer 1978

**TRACER: A 6800 DEBUGGING PROGRAM** is for the programmer looking for good debugging software. TRACER features single step execution using dynamic break points, register examination and modification, and memory examination and modification. This book includes a reprint of "Jack and the Machine Debug" (from the December 1977 issue of BYTE magazine), Tracer program notes, complete assembly and source listing in 6800 assembly language, object program listing, and machine readable **PAPER-BYTE™** bar codes for the object code.

ISBN 0-931718-02-3  
Authors: Robert D. Grappel &  
Jack E. Hemenway  
Pages: 24  
Price: \$6.00  
Available now



Circle 34 on inquiry card.



**TINY ASSEMBLER 6800, Version 3.1** is an enhancement of Jack Emmerichs' successful Tiny Assembler. The original version (3.0) was described first in the April and May 1977 issues of BYTE magazine, and later in the PAPERBYTE™ book **TINY ASSEMBLER 6800 Version 3.0**.

In September 1977, BYTE magazine published an article entitled, "Expanding The Tiny Assembler". This provided a detailed description of the enhancements incorporated into Version 3.1, such as the addition of a "begin" statement, a "virtual symbol table", and a larger subset of the Motorola 6800 assembly language.

All the above articles, plus an updated version of the user's guide, the source, object and PAPERBYTE™ bar code formats of both Version 3.0 and 3.1 make this book the most complete documentation possible for Jack Emmerichs' Tiny Assembler.

ISBN 0-931718-08-2  
 Author: Jack Emmerichs  
 Pages: 80  
 Price: \$9.00  
 Publication: Summer 1978

**MONDEB: AN ADVANCED M6800 MONITOR-DEBUGGER** has all the general features of Motorola's MIKBUG monitor as well as numerous other capabilities. Ease of use was a prime design consideration. The other goal was to achieve minimum memory requirements while retaining maximum versatility. The result is an extremely versatile program. The size of the entire MONDEB is less than 3 K.

Some of the command capabilities of MONDEB include displaying and setting the contents of registers, setting interrupts for debugging, testing a programmable memory range for bad memory locations, changing the display and input base of numbers, displaying the contents of memory, searching for a specified string, copying a range of bytes from one location in memory to another, and defining the location to which control will transfer upon receipt of an interrupt. This is a PAPERBYTE™ book.

ISBN 0-931718-06-6  
 Author: Don Peters  
 Pages: approx. 72  
 Price: \$5.00  
 Publication: Summer 1978

**SUPERWIMPUS** is an exciting computer game incorporating the original structure of the WIMPUS game along with added features to make it even more fascinating. The original game was described in the book **What To Do After You Hit Return**, published by the People's Computer Company. Programmed in both 6800 assembly language and BASIC, SUPERWIMPUS is not only addictively fun, but also provides a splendid tutorial on setting up unusual data structures (the tunnel and cave system of SUPERWIMPUS forms a dodecahedron). This is a PAPERBYTE™ book.

ISBN 0-931718-03-1  
 Author: Jack Emmerichs  
 Pages: 56  
 Price: \$6.00  
 Publication: Summer 1978

**BAR CODE LOADER.** The purpose of this pamphlet is to present the decoding algorithm which was designed by Ken Budnick of Micro-Scan Associates at the request of BYTE Publications, Inc., for the PAPERBYTE™ bar code representation of executable code. The text of this pamphlet was written by Ken, and contains the general algorithm description in flow chart form plus detailed assemblies of program code for 6800, 6502 and 8080 processors. Individuals with computers based on these processors can use the software directly. Individuals with other processors can use the provided functional specifications and detail examples to create equivalent programs.

ISBN 0-931718-01-5  
 Author: Ken Budnick  
 Pages: 32  
 Price: \$2.00  
 Available now

Circle 34 on inquiry card.

**BYTE BOOKS Division • 70 Main Street • Peterborough, New Hampshire 03458**

Name \_\_\_\_\_ Title \_\_\_\_\_ Company \_\_\_\_\_  
 Street \_\_\_\_\_ City \_\_\_\_\_ State/Province \_\_\_\_\_ Code \_\_\_\_\_

Check enclosed in the amount of \$ \_\_\_\_\_  
 Bill Visa  Bill Master Charge Card number \_\_\_\_\_ Expiration Date \_\_\_\_\_

*Please send the books I have checked.*

- Program Design \$6.00
- Simulation \$6.00
- Numbers in Theory & Practice \$6.00
- Bits & Pieces \$6.00
- RA6800ML \$25.00
- Link68 \$8.00

- Tracer \$6.00
- Tiny Assembler (3.1) \$9.00
- SUPERWIMPUS \$6.00
- Mondeb \$5.00
- Bar Code Loader \$2.00

Add 50¢ per book to cover postage and handling

BYTE BOOKS, BYTE BOOKS logo, and PAPERBYTE are trademarks of BYTE Publications, Inc.

Please allow 6-8 weeks for processing your order.



# QUESTION:

"Why are more and more dealers carrying Godbout/Compukit™ products?"

# ANSWER:

"They like happy customers"

## SEE

# ECONORAM™ IN PERSON AT A STORE NEAR YOU.

### ALABAMA

**COMPUTER CENTER**  
433 VALLEY AVE.  
BIRMINGHAM, ALA. 35209  
(205) 942-8567

**ICP, COMPUTERLAND**  
1507 CHAMBLISS LANE  
BIRMINGHAM, ALA. 35226  
(205) 979-0707

### ARIZONA

**BITS & BYTES COMPUTER**  
6819-C NORTH 21ST AVE.  
PHOENIX, AZ 85015  
(602) 242-2507

**PERSONAL COMPUTER PLACE**  
1840 W. SOUTHERN  
MESA, AZ 85202  
(602) 833-8949

### CALIFORNIA

**BYTE SHOP OF BERKELEY**  
1514 UNIVERSITY AVE.  
BERKELEY, CA 94703  
(415) 845-6366

**BYTE SHOP OF CITRUS HEIGHTS**  
8041 GREENBACK LANE  
CITRUS HEIGHTS, CA 95610  
(916) 961-2983

**BYTE SHOP OF FAIRFIELD**  
87 ALDER STREET  
SUISUN CITY, CA 94585  
(707) 422-3515

**BYTE SHOP OF LAWNDALE**  
16508 HAWTHORNE BLVD.  
LAWNDALE, CA 90260  
(213) 371-2421

**BYTE SHOP OF LONG BEACH**  
5453 E. STEARNS  
LONG BEACH, CA 90815  
(213) 597-7771

**BYTE SHOP OF PASADENA**  
496 SOUTH LAKE AVE.  
PASADENA, CA 91101  
(213) 884-3311

**BYTE SHOP OF SAN DIEGO**  
8250 H WICKERS ST.  
SAN DIEGO, CA 92111  
(714) 565-6060

**BYTE SHOP OF SAN JOSE**  
2626 UNION AVE.  
SAN JOSE, CA 95124  
(408) 377-4685

**BYTE SHOP OF SANTA BARBARA**  
4 WEST MISSION  
SANTA BARBARA, CA 93101  
(805) 968-2638

**BYTE SHOP OF SANTA CLARA**  
3400 EL CAMINO REAL  
SANTA CLARA, CA 95051  
(408) 249-4221

**BYTE SHOP OF TARZANA**  
18424 VENTURA BLVD.  
TARZANA, CA 91356  
(213) 343-3919

**BYTE SHOP OF THOUSAND OAKS**  
2707 THOUSAND OAKS BLVD.  
THOUSAND OAKS, CA 91360  
(805) 497-9595

**BYTE SHOP OF TUSTIN**  
674 EL CAMINO REAL  
TUSTIN, CA 92680  
(714) 731-1686

**BYTE SHOP OF WALNUT CREEK**  
2989 NORTH MAIN  
WALNUT CREEK, CA 94596  
(415) 933-6252

**BYTE SHOP OF WESTMINSTER**  
14300 BEACH BLVD.  
WESTMINSTER, CA 92683  
(714) 894-9131

**COMPUTERLAND OF DUBLIN**  
6743 DUBLIN BLVD.  
DUBLIN, CA 94566  
(415) 828-8090

**COMPUTERLAND OF INGLEWOOD**  
6840 LA CIENEGA BLVD.  
INGLEWOOD, CA 90302  
(213) 776-8080

### COMPUTERLAND OF SAN DIEGO

4233 CONVOY STREET  
SAN DIEGO, CA 92111  
(714) 560-9912

**COMPUTER COMPONENTS**  
5848 SEPULVEDA BLVD.  
VAN NUYS, CA 91411  
(213) 786-7411

**COMPUTER STOP CORP.**  
16919 HAWTHORNE BLVD.  
LAWNDALE, CA 90260  
(213) 371-4010

**HALTEK ELECTRONICS**  
1082 LINDA VISTA  
MT. VIEW, CA 94040  
(415) 969-0510

**I.C. ELECTRONICS SUPPLY**  
619 W. KATILLA AVE.  
ORANGE, CA 92667  
(714) 633-2382

**I.C. ELECTRONICS SUPPLY**  
4861 CONVOY STREET  
SAN DIEGO, CA 92111  
(714) 292-5484

**I.C. ELECTRONICS SUPPLY**  
16723 ROSCOE BLVD.  
VAN NUYS, CA 91406  
(213) 894-8171

**ODD ASSORTMENT**  
4880 B PACHECO BLVD.  
PACHECO, CA 94553  
(415) 228-4180

**P.C.E. ELECTRONICS**  
4782 DEWEY DRIVE  
FAIR OAKS (SACTO), CA 95628  
(916) 966-7033

### CANADA

**ORTHON HOLDINGS LTD.**  
12411 STONY PLAIN ROAD  
EDMONTON, ALBERTA  
CANADA T5N 3N3  
(403) 488-2921

**PACOM DISTRIBUTORS, INC.**  
4509 RUPERT STREET  
VANCOUVER, B.C.  
CANADA V5R 2J4  
(604) 435-3282

**TJB MICROSYSTEMS LTD.**  
10991 - 124TH ST.  
EDMONTON, ALBERTA  
CANADA T6E 5G7  
(403) 455-5298

### COLORADO

**POOR RICHARD'S CALCULATOR CO.**  
204 WEST LAUREL  
FT. COLLINS, CO 80521  
(303) 221-1776

**SOUND-TRONIX**  
900 - 9TH AVE.  
GREELEY, CO 80631  
(303) 356-1588

### FLORIDA

**ALTAIR COMPUTER CENTER**  
6220 SO. ORANGE BLOSSOM TRAIL  
SUITE #602  
ORLANDO, FL 32809  
(305) 851-0913

**COMPUTER STORE**  
1549 W. BRANDON BLVD.  
BRANDON FL 33511  
(813) 685-7659

### GEORGIA

**DATAMART, INC.**  
3001 N. FULTON DR.  
ATLANTA, GA 30305  
(404) 266-0336

### HAWAII

**COMPACT COMPUTERS**  
1009 UNIVERSITY AVE.  
HONOLULU, HI 96826  
(808) 949-1557

**SMALL COMPUTER SYSTEMS**  
3149 C WAIALAE AVE.  
HONOLULU, HI 96816  
(808) 732-5246

### ILLINOIS

**BYTE SHOP OF ILLINOIS**  
1602 S. NEIL STREET  
CHAMPAIGN, ILL 61820  
(217) 352-2323

**ILLINI MICRO COMPUTERS**  
612 E. OGDEN  
NAPERVILLE, ILL 60540  
(312) 420-8813

### IOWA

**BRIDGE ELECTRONICS**  
216 - 8TH AVE. SO  
CLINTON, IOWA 52732  
(319) 243-8282

**COMPUTER STORE OF DAVENPORT**  
4128 BRADY STREET  
DAVENPORT, IOWA 52806  
(319) 386-3330

### KENTUCKY

**CONTEMPORARY COMPONENT SALES, INC.**  
BOWMAN FIELD ADMINISTRATION BLDG.  
LOUISVILLE, KY 40205  
(502) 458-4848

### LOUISIANA

**COMPUTER SHOPPE, INC.**  
3828 VETERANS BLVD.  
METAIRIE, LA 70002  
(504) 454-6600

### MICHIGAN

**COLOMA COMPUTER CO.**  
5647 JILL ANN DRIVE  
COLOMA MI 49038  
(616) 468-4145

**MICRO COMPUTER WORLD**  
313 MICHIGAN NE  
GRAND RAPIDS, MI 49503  
(616) 451-8972

### MINNESOTA

**COMPUTER MART**  
1800 W. 14 MILE  
ROYAL OAK, MI 48073  
(313) 576-0900

**DOUG BRINKS SOUND**  
675 WEST RIVER ROAD  
KAWKAWLIN, MI 48631  
(517) 662-6767

**LUZIER ELECTRONICS**  
22530 GORDON  
ST. CLAIR SHORES, MI 48081  
(313) 773-9535

### MINNESOTA

**P.S. INC. — RES. LABS**  
1625 FIRST AVE. NO.  
MOORHEAD, MINN 56560  
(218) 233-6682

### NEBRASKA

**BYTE SHOP OF OMAHA**  
8523 PARK DRIVE  
OMAHA NE 68127  
(402) 339-7350

### NEVADA

**CENTURY 23**  
4566 SPRING MOUNTAIN ROAD  
LAS VEGAS, NV 89102  
(702) 876-7997

### NEW JERSEY

**COMPUTER EMPORIUM**  
BLVD. 103 — AVE. OF COMMERCE  
2428 ROUTE 38  
CHERRY HILL, NJ 08002  
(609) 667-7555

**S-100 INC.**  
7 WHITE PLACE  
CLARK, NJ 07066  
(201) 382-1318

### NEW YORK

**COMPUTER MICRO SYSTEMS**  
1311 NORTHERN BLVD.  
MANHASSETT, NY 11030  
(516) 627-3640

**COMPUTER STORE OF NEW YORK**  
55 WEST 39TH STREET  
NEW YORK, NY 10018  
(212) 221-1404

**COMPUTER TREE, INC.**  
409 HOOPER ROAD  
ENDWELL, NY 13760  
(607) 748-1223

**COMPUWORLD INC.**  
2330 W. HENRIETTA ROAD  
ROCHESTER, NY 14623  
(716) 424-1300

**MEMORY MERCHANTS, INC.**  
1350 BUFFALO ROAD  
ROCHESTER, NY 14624  
(716) 328-5585

### NORTH CAROLINA

**BYTE SHOP OF GREENSBORO**  
218 N. ELM STREET  
GREENSBORO, NC 27401  
(919) 275-2983

**BYTE SHOP OF RALEIGH**  
1213 HILLSBOROUGH ST.  
RALEIGH, NC 27605  
(919) 833-0210

**ROM'S N RAM'S**  
CRABTREE VALLEY MALL  
RALEIGH, NC 27612  
(919) 781-0003

### OHIO

**BYTE SHOP OF OHIO**  
19524 CENTERRIDGE ROAD  
ROCKY RIVER, OHIO 44116  
(216) 333-3261

**CYBERSHOP**  
1451 SOUTH HAMILTON  
COLUMBUS, OHIO 43227  
(614) 239-8081

### OKLAHOMA

**BITS, BYTES & MICROS**  
2918 N. MACARTHUR BLVD.  
OKLAHOMA CITY, OK 73127  
(405) 947-5646

### OREGON

**ALTAIR COMPUTER CENTER**  
8105 SW NIMBUS AVE.  
BEAVERTON, OR 97005  
(503) 644-2314

### PENNSYLVANIA

**ERIE COMPUTER CO.**  
1253 WEST 8TH  
ERIE PA 16502  
(814) 454-8691

**MICRO-COMPUTER PRODUCTS, INC.**  
116 SOUTH PUGH ST.  
STATE COLLEGE, PA 16801  
(814) 238-7711

**PERSONAL COMPUTER CORP.**  
FRAZER MALL  
FRAZER, PA 19355  
(215) 647-8463

### Texas

**COMPUTERLAND OF AUSTIN**  
3300 ANDERSON LANE  
AUSTIN, TX 78757  
(512) 452-5701

**COMPUTER PORT**  
926 N. COLLINS  
ARLINGTON, TX 76011  
(817) 469-1502

**COMPUTER SHOP OF SAN ANTONIO**  
6612 SAN PEDRO  
SAN ANTONIO, TX 78216  
(512) 828-0553

**COMPUTERS 'N THINGS**  
2825 HANCOCK DRIVE  
AUSTIN, TX 78731  
(512) 453-5970

**MICRO COMPUTER SHOP**  
5301 EVERHART ROAD  
CORPUS CHRISTI, TX 78411  
(512) 855-4516

**NEIGHBORHOOD COMPUTER STORE**  
4902 — 34TH ST., SUITE 20  
LUBBOCK, TX 79410  
(806) 797-1488

### UNITED KINGDOM

**COMPUTER CENTRE**  
20 DURNSFORD AVE.  
FLEET, HANTS  
UNITED KINGDOM GU13 9TB  
02514-29607

### VIRGINIA

**HOME COMPUTER CENTER, INC.**  
2927 VIRGINIA BEACH BLVD.  
VIRGINIA BEACH, VA 23452  
(804) 340-1977

### WASHINGTON

**COMPUTER SHOP OF SPOKANE**  
S. 107 WALL STREET  
SPOKANE, WA 99204  
(509) 456-0311

**PERSONAL COMPUTERS**  
SO. 104 FREYA  
SPOKANE, WA 99202  
(509) 534-3955

**RETAIL COMPUTER STORE**  
410 NE 77TH STREET  
SEATTLE, WA 98115  
(206) 524-4101

**YE OLDE COMPUTER SHOPPE, INC.**  
1301 GEORGE WASHINGTON WAY  
RICHLAND, WA 99352  
(509) 946-3330

### WEST VIRGINIA

**COMPUTER STORE OF CHARLESTON**  
SUITE #5, MUNICIPAL PARKING BLDG.  
CHARLESTON, W. VA 25301  
(304) 345-1360

# GODBOUT

BILL GODBOUT ELECTRONICS  
BOX 2355, OAKLAND AIRPORT, CA 94614



# Antique Mechanical Computers

## Part 3: The Torres Chess Automaton

Dr James M Williams  
58 Trumbull St  
New Haven CT 06510

But now these men were suggesting that a machine could assist in or substitute for a human mental activity.

### 19th Century Developments

The automata of the 18th century were in fact sequence controllers possessing both digital and analog stored programs whose readouts were mechanisms that imitated human and animal actions (computers of a sort). During the next century they inspired a flood of automata, the best of which von Helmholtz described in his 1847 book, *Über die Erhaltung der Kraft*, as being equal in achievement to the best in any other branch of science. Derek Price's book, *Automata in History*, includes material from von Helmholtz (see bibliographical notes).

In the 19th century men were starting to contemplate how mechanisms might be able to improve the human state. Charles Babbage had this notion in mind when in December 1837, precisely 99 years after Vaucanson's marvelous demonstration (see July 1978 BYTE "Antique Mechanical Computers, Part 1") he wrote the first sentence of *On the Mathematical Powers of the Calculating Engine*: "The object of the present volume is to show the degree of assistance which mathematical science is capable of receiving from mechanism." An obscure accountant of Manchester, Percy Ludgate, working without knowledge of Babbage, expressed the same thought when he wrote in 1909 the first sentence of *On a Proposed Analytical Engine*: "I propose to give in this paper a short account of the result of about six years work, undertaken by me with the object of designing machinery capable of performing calculations, however intricate or laborious, without the immediate guidance of the human intellect."

I think we may be too near to our machines to see the revolution residing in what these men said. Before Babbage and Ludgate, machines amplified or assisted or enabled the *physical* actions of humans. But now

these men were suggesting that a machine could assist in or substitute for a *mental* activity of a human. Machines would enter into the realm of the human brain. It was a breathtaking idea, but not an easy one to put into effect. Babbage's two machines were never fairly begun, nor was Ludgate's. (In Babbage's case the reason was not that nineteenth century machine technology was unequal to the task, but rather because he kept changing his concepts and never produced any completed working drawings as he continuously visualized bigger and bigger machines. For him, the end was never in sight, and he left off working at a point where the machine would have been the size of a basketball court and some yards high. His son completed the "Mill" (ALU) with its printhead long after Babbage's death, in 1906. See Randell in the bibliographical notes for a photo of the Mill and a reproduction of the printout of multiples from 1 to 23 of  $\pi$  in 28 significant figures.)

### Torres and the Incredible Chess Playing Automaton

Gifted chess players have been known to play several concurrent games, making moves without hesitation from board 1 to board  $n$ , then back to board 1. The best chess playing programs of today can't do that with any degree of success against most skilled players. But the remarkable fact is that in 1911 a machine was invented that automatically played a particular endgame of chess (King and Rook versus King) against a human opponent, and detected any false moves!

Leonardo Torres was the inventor, and his machine was displayed in the Mechanical Laboratory at the Sorbonne early in 1914. Photo 1, taken from a 1915 issue of the *Scientific American Supplement*, shows the



# The LATEST in Tape Systems



**MODEL CC-8**  
**\$185.00 (4800 Baud)**  
**\$195.00 (9600 Baud and 220V/50 Hz)**

## 9600 BAUD CASSETTE RECORDER

An ASYNCHRONOUS NRZ type Recorder with remote motor start/stop. Error rate  $10^8$  at 4800 BAUD. Can be used from 110 to 9600 BAUD into a UART — no clocking required. This is not an audio recorder. It takes RS232 or TTL signals from the terminal or computer and gives back the same signals. No audio interface is used. Motor start/stop is manual or through TTL or RS232 signals.

Tape speeds are 1.6" / 3.0" and 6.0" per second. 110 volt, 60 Hz, 5 watts. (220 Volts on special order). Can use high quality audio cassettes (Philips Type) or certified data cassettes. Can be used in remote locations from a 12 Volt battery.

Recommended for DATA LOGGING, WORD PROCESSING, COMPUTER PROGRAM RELOADING and DATA STORAGE. Manual control except for motor start/stop. 6800, 8080 or Z80 software for file or record searching available on request with order. Used by major computer manufacturers, Bell Telephone and U.S. Government for program reloading and field servicing.

AVAILABILITY — Off the shelf.

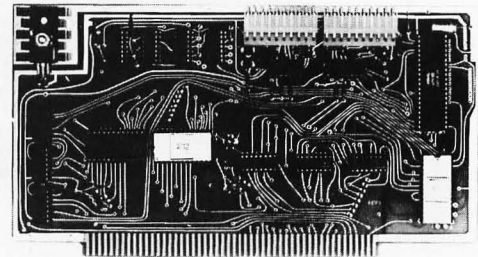
PROVIDES MONITOR AND TAPE SOFTWARE in ROM. TERMINAL and TAPE PORTS on SAME BOARD. CONTROLS ONE or TWO TAPE UNITS (CC-8 or 3M3B).

This is a complete 8080, 8085, or Z80 system controller. It provides the terminal I/O (RS232, 20 mA or TTL) and the data cartridge I/O, plus the motor controlling parallel I/O latches. Two kilobytes of on board ROM provide turn on and go control of your Altair or IMSAI. NO MORE BOOTSTRAPPING. Loads and Dumps memory in hex on the terminal, formats tape cartridge files, has word processing and paper tape routines. Best of all, it has the search routines to locate files and records by means of six, five, and four letter strings. Just type in the file name and the recorder and software do the rest. Can be used in the BiSync (IBM), BiPhase (Phase encoded) or NRZ modes with suitable recorders, interfaces and software.


This is Revision 8 of this controller. This version features 2708 type EPROM's so that you can write your own software or relocate it as desired. One 2708 preprogrammed is supplied with the board. A socket is available for the second ROM allowing up to a full 2K of monitor programs.

Fits all S100 bus computers using 8080 or Z80 MPU's. Requires 2 MHz clock from bus. Cannot be used with audio cassettes without an interface. Cassette or cartridge inputs are TTL or RS232 level.

AVAILABILITY — Off the shelf.



**2SIO (R) CONTROLLER**  
**\$190.00, Tested & Assmb.**



**6800 CONTROLLER for SWTP**  
**\$190.00, Tested & Assmb.**

PROVIDES MONITOR AND TAPE SOFTWARE in EPROM. EXPANDS MIKBUG with 1K of ADDITIONAL ROM PROGRAM

This is a complete tape controller for the SWTP 6800 system. Has 3K of EPROM space for your own programs. A 1 K ROM (2708) is provided with all tape and monitor functions. The ROM program is identical to our extensive 8080 ROM program.

Has one ACIA for one or two tape drives, one UART for an additional Serial port and a 4 bit parallel port for motor control. Will control one or two CC-8 or 3M3B drives with the software provided. Can be used with other tape drives controllable with 4 TTL bits if appropriate software changes are made.

Extra serial port is provided for your use with a second terminal or printer (RS232, TTL or 20 ma).


The ROM program supplements the MIKbug program and is entered automatically on reset. SWTPbug compatible ROM is also available.

AVAILABILITY — Off the shelf.

## Z 80 BOARD for SWTP COMPUTER

Now you can use the 8080/Z80 software programs in your SWTP 6800 machine. Replaces your MPU board with a Z80 and ROM so that you are up and running with your present SWTP memory and MPS card. 1 K ROM on board replaces MIKBUG.

AVAILABILITY — Off the shelf.



**\$190.00, Tested & Assmb.**

For U.P.S. delivery, add \$3.00. Overseas and air shipments charges collect, N.J. Residents add 5% Sales Tax. WRITE or CALL for further information. Phone Orders on Master Charge and BankAmericard accepted.

## National Multiplex Corporation

3474 Rand Avenue, South Plainfield NJ 07080 Box 288 Phone (201) 561-3600 TWX 710-997-9530







Photo 1: Front (a) and back (b) views of the 1911 chess playing automaton invented by Leonardo Torres. The unit played a particular chess endgame (King and Rook versus King) only and could force a win. The chessboard is shown in the lower right of center in photo 1a. Horizontal and vertical arms moved the pieces (which were actually electrical jacks) from square to square, and the logic circuitry consisted of battery driven relays arranged in a logical tree structure (see figure 3). Photos courtesy of Scientific American (Supplement 80, Number 2079, November 1915).

Torres was a true amateur who did his work because he loved it.

machine. It seems to have been powered by the array of weights atop the console, but it used electricity (almost surely from a battery) in its logic system, which consisted of commutators and intricate switchgear. Indeed, most of the face of the console is covered with relays and switches with their linkages and wiring, but one can make out the vertical chessboard, sans chess pieces, in the lower right quadrant of the face. It is about 8 to 10 inches (20 to 25 cm) wide and has holes in the center of each of the 64 squares that are really plug holes into which fitted the carved chess pieces (actually jacks on their lower ends used to make electrical contact). Sequential switches of two sorts are visible on the apron in the foreground, and the signalling lamps consist of a 3 lamp cluster in the middle with another single lamp on the right.

The machine in operation must have been an amazing sight, for its visible action was automatic. The sliding arms (poorly shown in the photo; located both above and to the left of the board) would grasp the chosen White piece, unplug it, transfer it to a new computed location, and reinsert the piece

into the board. Then it waited for Black's next move. This is a degree of automation I don't recall seeing since I last gazed at a Linotype, and in 1914 it must have been an awesome spectacle. To be sure, Black always was checkmated, even with the first move, since White (the machine) had too much strength. If Black made a false move, the machine would sense it and light a signal lamp, then wait until the piece was moved to a legitimate square. Three false moves in the course of a game would "jam" the machine, which would not continue play until a reset switch was closed and pieces were properly placed. Possibly the pieces could be placed anywhere on the chessboard upon initiating a game; accounts do not make this clear. At any rate, the algorithm is quite general and directs the White King a square at a time, and the White Rook a row or column at a time inexorably toward the Black King until he is hemmed in.

In 1922 an improved version was displayed. Photographs and a description may be found in Chapuis (see bibliographical notes). This more modern machine had a horizontal chessboard grooved to accom-



# The most complete Software Library in the Business...

**for your 6800 or 8080 micro.**

Technical Systems Consultants tailors powerful software to small systems. Our large variety of assembly language programs is priced to fit a personal computing budget, but designed to handle the most demanding jobs. We feature editors, text processors, assemblers, math packages, diagnostics, games, and more. Documentation is very extensive with almost every program including a complete, fully commented source listing! Most programs are available with cassette or paper tape and now some TSC 6800 software is offered on SWTPC compatible disks. Send 25¢ for a complete catalog today!



**Technical Systems  
Consultants, Inc.**

Box 2574 W. Lafayette, IN 47906

Specialists in Software & Hardware for Industry & the Hobbyist



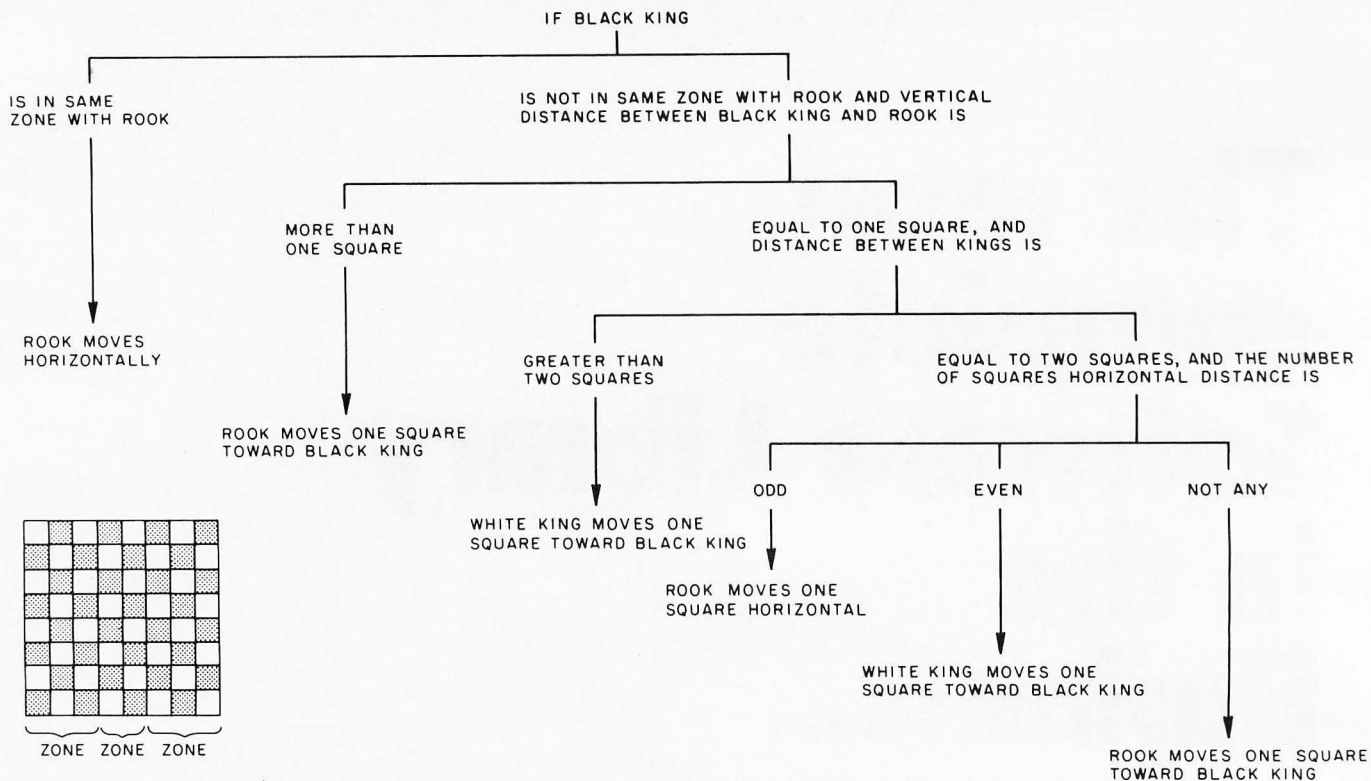


Figure 1: A chart of the algorithm used by Torres' 1911 chess endgame playing automaton.

moderate wires that sensed the location of a piece, and a complex clutch and gear system within the tabletop accomplished White's moves, via magnets. It was all powered by a few small electric motors, and a phonograph record pronounced the words "echech et mat" when Black was checkmated. Figure 1 shows a chart of the action, drawn from the *Scientific American* article. [According to David Levy in *Chess and Computers, the Torres machine is still in good working order and can be seen in the museum at the Polytechnic Institute in Madrid SPAIN. . . CM*]

Torres was one of those vital persons who ornaments the history of science: a person of intense curiosity and independent means who devotes time and energy to the exploration of arcane subjects many decades before the professionals find their way into the original excavations and mine the uncovered veins of ore left behind. He was a true amateur who did his work because he loved it; history is studded with these men: Schliemann, Humboldt, Lavoisier, Rumford, Kelvin, Babbage, Bohr, etc.

Leonardo Torres was born in 1852 in Santander on the north coast of Spain, and was trained as a civil engineer. Unfortunately I could learn only very little about his life since the biography by his son is in French and is not available to me, but a few facts emerge: he was a patriot, and a capable politician as well, who arranged for the Spanish government to liberally subsidize

his "large and well-equipped mechanical laboratory at Madrid." Perhaps this is related to the fact that in 1906 in Bilbao harbor he displayed before the King a small scale radio controlled boat which "could select between various rudder positions and speeds, and cause a flag to be run up and down a mast." A lifelong Francophile, during World War I he designed a plane called the Astra-Torres for the French Air Corps. He also pursued quite mundane things: designs for aerial cablecars, apparatus to test lubricating powers of oil, a "universal pantograph" that automatically corrected any unwanted jiggles by a special linkage.

One of his first interests was mechanical analog computing devices, perhaps before 1900. He was familiar with Babbage's publications. In a paper dated 1920 he outlined an electromechanical calculating machine he exhibited in France. The machine consisted of a modified typewriter and several boxes of apparatus, connected only by a bundle of wires, all mounted on a table for display. (A picture of the machine is in Randell's book; see the bibliography.) The operator types in the numbers desired to be manipulated together with the sign of the operation to be performed, and after a few moments an = followed by the result is typed out. This is a 4 function machine that can deal with perhaps six or seven digits. This was in 1920, mind you! He revealed the

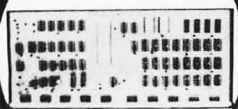
"It is necessary that the automata imitate living actions according to their inputs, and adapt their conduct to changing circumstances."



# Two Bytes Are Better Than One

**TMS 9900  
16BIT  
MICROCOMPUTER  
SS-16**

**SUPER  
STARTER**




**SERIES**


**FLOPPY  
DISK**



**DRIVES**



**COLOR  
VIDEO**



**BOARD**

**4800 BAUD  
DIGITAL**



**CASSETTE**

THE FULL POWER OF THE 16-BIT TMS 9900 MICROPROCESSOR IS NOW AVAILABLE WITH THE UNIQUE COMBINATION OF RELIABLE HARDWARE AND FAST, EASY TO USE SOFTWARE IN THE **TECHNICO SS-16**. WITH MINICOMPUTER PERFORMANCE THE **TECHNICO 16-BIT MICROCOMPUTERS** ARE AVAILABLE FROM THE **SINGLE BOARD SUPER STARTER SYSTEM AT UNDER \$400 TO THE FULL SS-16 WITH UP TO 65K BYTES OF MEMORY, MINI-FLOPPY OR FULL FLOPPY DISKS, A 4800 BAUD DIGITAL CASSETTE, 64 COLOR VIDEO BOARD OPTION, RS232 AND 20 MA CURRENT LOOP** ALL COMBINED WITH ONE OF THE INDUSTRY'S FASTEST BASICS AND A FULL ASSEMBLER, EDITOR, LINKING LOADER PACKAGE. SYSTEMS ARE AVAILABLE COMPLETELY ASSEMBLED AND TESTED OR IN UNASSEMBLED **TEC-KIT™** FORM. EXPLICIT MANUAL INCLUDED OR AVAILABLE SEPARATELY AT \$35. TO LEARN MORE...JUST TEAR OFF A PIECE OF THIS AD AND RETURN TO TECHNICO OR CALL OUR HOTLINE 1-800/638-2893 OR YOUR LOCAL DEALER.

EUROPEAN MODELS AVAILABLE THROUGH TECHNICO INTERNATIONAL



**TECHNICO  
INCORPORATED**

9130 RED BRANCH RD.  
COLUMBIA, MD. 21045  
PHONE 301-596-4100



**TECHNICO  
INTERNATIONAL**

2442 N. LEXINGTON ST.  
ARLINGTON, VA. 22207  
PHONE 703-538-4000  
TELEX: 64100 SOLIDSTA

DOMESTIC SALES

SALES OUTSIDE CONTINENTAL U.S.



theoretical underpinning for his calculating apparatus in general terms in 1914, in the *Essais sur l'automatique*. (In 1914, *automatique* was a new word, translatable as automation or as automatics.)

Torres' essay is so lucid and fresh that today, 64 years after publication, it still casts much illumination on the human and machine interface. After describing a first type of automaton, a machine designed to mimic the movements of a living creature, he describes a second type of automaton (Torres' own italics), "... those that imitate, not the simple gestures, but the thoughtful actions of a man, and which can sometimes replace him." He gives examples: "... the self-propelled torpedo, which *knows* how to maneuver in order to arrive at its target, the balance which weighs coins so as to *choose* the ones which are of legal weight." He speaks of the need for a "... special chapter of the theory of machines which would be called *Automatics*" and of the need to investigate "means for constructing automata endowed with a *pattern of behavior* of greater or lesser complexity." "These automata will have *sense organs*, ie: thermometers, magnetic compass, manometers, etc" together with "limbs, ie: machines or mechanisms capable of executing the operations which they are instructed to do." And they will need power sources. "Moreover, it is essential, being the chief objective of *Automatics*, that the automata be capable of *discernment*; that they can at each moment take account of the information they receive, or even information they have received beforehand, in controlling the required operation." "It is necessary that the automata imitate living beings in regulating their actions according to their inputs, and adapt their conduct to changing circumstances."

After noting that construction of mechanisms which play the role of sense organs is not difficult in theory, and that new appa-

ratus to achieve this measuring (sensing) function is invented every day (what cannot be measured today will be measured tomorrow or shortly), he adds that the same may be said of devices to effect the automaton's work. No one can point to a limit in the inventing of machines to perform functions. But, "It is not the same when one asks whether it is possible to construct an automaton which, in order to decide on its manner of working, *ponders* on the circumstances which surround it. The estimate is, I believe, that this may be done only in some very simple cases ... it is thought possible to automate the mechanical operations performed without thinking by a workman, but that those requiring the exercise of mental faculties will never be executed mechanically." "I shall try to show in this article, from a purely theoretical point of view, that it is always possible to build an automaton whose actions depend on a greater or lesser number of circumstances, according to rules which one can impose arbitrarily during its construction." In reference to this quote, Torres described a simple digital device, but with the novelty that it displays a worked out form of conditional branching: ahead of its time, like so much of Torres' writings and work.

In his writings, Torres selected his words so carefully that it is possible to argue his distinction between "to discern," a process of input which he welcomes and illustrates as measurements; and "to ponder," a verb he seems to reserve for human thought, where more has to be taken into account than just the information of the moment or information previously received. And what is that "more"? I suggest that only people who know mechanics very well can appreciate fully the chasm between their creations and those of life (ie: between organic information and mechanical information). Randell observes, and I heartily agree, that "In all this work [Torres] was deliberately exploit-

"Construction of mechanisms which play the role of sense organs is not difficult in theory."

## why the last BUSS is the best BUSS

It has the latest news for users (and prospective users) of Heath Co. computer products. It isn't company-controlled--BUSS can get new product information and tidbits about items being developed before the official announcement by Heath Co. But BUSS does more than that--BUSS also lets you in

on news of compatible hardware & software from other vendors. H8 and H11 users may save enough on these products to pay for a BUSS subscription several times over. And users of the ET-3400 Trainer aren't left out either. The first issue of BUSS came out more than a year ago in April of


1977. Every issue goes by first class mail and almost all orders for new subscriptions are filled within two days. Back issues go fast, but most of those for 1978 are still available. BUSS keeps getting better. So send for it:

12 ISSUES FOR \$ 6.80

THE INDEPENDENT NEWSLETTER OF HEATH CO. COMPUTERS 325 PENNSYLVANIA AVENUE, S.E. WASHINGTON, DC 20003



**“Dynabyte builds confidence into my computer.”**



**DYNABYTE DB8/2**

Plug-in-and-run performance takes the uncertainty out of owning a computer. That's the kind of computer products Dynabyte builds.

Confidence in your computer is increased because you know that Dynabyte S-100 boards are factory assembled by trained technicians, burned in for 72 hours at elevated temperatures and continuously tested for three days.

That was true of the industry's first assembled and tested 16k dynamic RAM from Dynabyte, and it continues with all the other products from Dynabyte.

Once you plug Dynabyte boards in their careful design, factory prime components and quality construction keep them running. Dynabyte backs them with a one year warranty—the longest in the industry.

Incompatibility is coming to an end. Dynabyte's 16k and 32k static RAMs come with access times of either 250ns for Z-80A processors or 450ns for 8080 and 8085 chips. You can use the

16k static RAMs with Alpha Micro or Cromemco bank switching memory expansion techniques.

Computer users are so confident of Dynabyte's 16k dynamic RAM they have made it the most widely used S-100 dynamic memory in the world.


If you intend to become a proficient data processor but instead are unhappily debugging your system, or want to avoid a lot of debugging, then Dynabyte will be a great choice.

As you spend less time monkeying with hardware and more time computing, you'll become more confident of your abilities and proud of your accomplishments. Isn't that what owning a computer is all about?


Tell your computer retailer with confidence that you want Dynabyte boards—the plug-in-and-run performers.

1005 Elwell Court,  
Palo Alto, CA 94303.  
(415) 965-1010.


**DYNABYTE**




**32k Fully Static RAM.** 250ns or 450ns; 4k boundary addressing; no DMA restrictions; full Schmitt trigger buffering; no wait states; complete S-100 compatibility; conservative thermal design includes eight regulators and heat sinks. 250ns, \$995. 450ns, \$925.



**16k Fully Static RAM.** 250ns or 450ns; bank select is provided and is compatible with most popular schemes for memory expansion beyond 64k including Alpha Micro and Cromemco systems; 4k block addressing along 4k boundaries; write protect with alarm for each 4k block; full Schmitt trigger buffering. 250ns, \$555. 450ns, \$525.



**16k Dynamic RAM.** The industry's most popular S-100 dynamic RAM. Self-contained refresh logic is transparent to the 8080 processor and never generates a WAIT state. 1MHz direct memory access, 16k addressing. The Original Great Memory by Dynabyte, \$399.



**Naked Terminal.** 80 character × 24 line = 1920 character display capacity. Not just a video interface but a full terminal; plug into a mainframe with keyboard and monitor and save! Upper and lower case; black/white or white/black; block mode editing; addressable cursor; half and full duplex; no software support required; addressable status and I/O ports. \$350.




# Commodore PET

# Radio Shack TRS-80

You can find out what our customers already know—Personal Software consistently offers great software products. Check out the programs below—they each represent many man-months of expert programming effort. We're sure you'll be pleased with the results.



**MICROCHESS 1.5** by Peter Jennings for 4K Level I and II TRS-80s: In Z-80 machine language, easily loaded from cassette using the CLOAD command (TBUG is not needed). Uses standard algebraic chess notation to describe moves. Checks every move for legality. Handles castling and en passant captures. You can play white or black, set up and play from special board situations, or even watch the computer play against itself! With 3 levels of play . . . . \$19.95



**BRIDGE CHALLENGER** by George Duisman for 8K PETs and 16K Level II TRS-80s: You and the dummy play four person Contract Bridge against the computer. The program will deal hands at random or according to your criterion for high card points. You can review tricks, swap sides or replay hands when the cards are known. No longer do you need four people to play! . . . . \$14.95

**6502 ASSEMBLER IN BASIC** by Dan Fylstra for 8K PETs: Accepts all standard 6502 instruction mnemonics, pseudo-ops and addressing modes. Evaluates binary, octal, hex, decimal, and character constants, symbols and expressions. Assembles object programs anywhere in memory. Includes one and two pass versions of the assembler, text editor and disassembler, with a 30 page manual and PET machine language programming hints. . . . \$24.95

**ORDERS:** Check, money order or VISA/Master Charge accepted; programs and cassettes guaranteed. If you have questions, please call us at 617-783-0694. If you know what you want and have your VISA/Master Charge card ready, just pick up the telephone and



**DIAL TOLL FREE  
1-800-325-6400**



24 hrs In Missouri dial 1-800-342-6600 7 days

Or you can mail your order to the address below. OUR CATALOG describes many other great software products, including an ASTROLOGY program, a FOOTBALL game, a GRAPHICS utility package and many others. For your free copy, send a letter giving your PET or TRS-80 serial number, memory size, and your most wanted software product.

**Personal Software™**  
P.O. Box 136-B9, Cambridge, MA 02138

ing the new facilities that electromechanical techniques offered and challenging accepted ideas as to the limitations of machines." But he not only exploited, he revelled; he did more than challenge: he expressed his disbelief and undertook to amaze his skeptics.

Torres worked on what he enjoyed, and a spirit of breathless, childlike fun is visible in all his activities. Imagine in 1906 a radio controlled boat that coasts up to a dock where stands the King of Spain, cuts its engine, heels sharply to starboard, and runs the royal flag smartly up and down the mast! The King salutes, the crowd cheers *i Viva la España!* What ecstasy it must have been for Torres. This is something beyond a demonstration of Hertzian waves as applied to potential weapons of war. It is something human: a radio controlled triumph. But such moments do not recur frequently. Torres the inventor-scientist is almost surely speaking in this quotation from the *Scientific American* article (see bibliography) about his 1911 chess player: "There is no claim that it will think or accomplish things where thought is necessary, but its inventor claims that the limits within which thought is really necessary need to be better defined, and that the automaton can do many things that are popularly classed with thought." You can hear the muted sadness, the resignation mingled with pride. Well, it still can play a flawless endgame of chess. If only it could be made to live. The next one I make will, at least, talk.


## BIBLIOGRAPHICAL NOTES

1. The information in these articles has been synthesized from various sources I have encountered in reading about the history of computers, several histories of which make mention of Vaucanson in the sentence that directly precedes the one about Babbage. I found no literature explaining Vaucanson's creations until I came across:

Chapuis, Alfred E, and Droz, Edmond, *Automata: Historical and Technological Study*, Editions du Griffon, Neuchatel SWITZERLAND, 1958.

Here an astonishing and catholic variety of automated devices are described and illustrated, most of them trivial, such as pictures with clockwork-driven, moving figures. It is maddening that Chapuis' *Automata* treats the great mechanical computers of the past with little care. Chapuis and Droz were in a unique position because they read French, the language of most of the original docu-





# CP/M™

## THE MICROCOMPUTER SOFTWARE STANDARD

### CP/M™ OPERATING SYSTEM

- Editor, Assembler, Debugger, and Utilities
- For 8080 and Z-80 Systems
- Up to four IBM-compatible floppy disks
- Documentation includes:

**CP/M Features and Facilities**  
**CP/M Editor Manual**  
**CP/M Assembler Manual**  
**CP/M Debugger Manual**  
**CP/M Interface Guide**  
**CP/M Alteration Guide**

### MAC™ MACRO ASSEMBLER

- Compatible with new Intel Macro standard
- Complete guide to Macro Applications

### SID™ SYMBOLIC INSTRUCTION DEBUGGER

- Symbolic memory reference
- Built-in assembler/disassembler

### TEX™ TEXT FORMATTER

- Powerful text formatting capabilities
- Text prepared using CP/M™ Editor



## DIGITAL RESEARCH

Please send me the following:

- CP/M™ System Diskette and Documentation (Set of 6 manuals for \$100.
- CP/M™ Documentation (Set of 6 manuals) only for \$25.
- MAC™ Diskette and Manual for \$90.
- SID™ Diskette and Manual for \$75.
- TEX Diskette and Manual for \$75.
- Send information on CP/M User's Group, high level languages and optional packages.

**NOTE:** Due to the proprietary nature of CP/M™ software, please enclose your CP/M Serial No. when ordering MAC, SID, or TEX without the CP/M diskette. CP/M™ Serial No. \_\_\_\_\_

BankAmericard No. \_\_\_\_\_ Exp. Date \_\_\_\_\_  
 Master Charge No. \_\_\_\_\_ Exp. Date \_\_\_\_\_

Check or M.O. enclosed.

California residents add 6% sales tax.

Total amount of purchase \$ \_\_\_\_\_

Name \_\_\_\_\_

Address \_\_\_\_\_

City \_\_\_\_\_ State \_\_\_\_\_ Zip \_\_\_\_\_

Post Office Box 579 • Pacific Grove, California 93950 • (408) 649-3896



## DIGITAL RESEARCH



ments. They had pursued the field of automata so long (Chapuis & Edouard Gelis published *Le Monde des Automates* in 1928, as well as making a film about automata in 1945) that their fame on the continent would have enabled them to study the machines minutely. They meticulously reconstructed the dates of inception, untangled the inventors of automata, and deduced the fate of the machines. Their myriad illustrations are unsurpassable.

2. You can read a translation of Vaucanson's own description of his automata in:

Ord-Home, Arthur W J G, *Clockwork Music*, Crown Publishers, New York, 1973.

which is currently in print. This book mentions and illustrates the Eureka poetry composing machine, a violin playing device, and quotes a newspaper account of one or two astonishing automata (unless they are fabricated) such as a life-size mannequin that plays violin sonatas under keyboard control. There is little else of interest regarding stored programs. Lots of fun, though.

3. A most valuable survey which speaks of a

great many mechanisms and machines from the historical viewpoint, but describes them hardly at all is:

Price, Derek J deSolla, *Automata in History: Origins of Mechanism and the Mechanistic Philosophy, Technology and Culture*, volume 5, number 1, 1964.

which is worthwhile for the long perspective it offers on mechanics, and for the sense of continuity it conveys regarding human endeavor. You begin to learn that the world has always been filled with restless, thoughtful, imaginative and inventive people.

4. It is fun to read a splendidly researched volume like:

Carroll, Charles Michael, *The Great Chess Automaton*, Dover Publications, New York, 1965.

which is still in print and describes a nearly century long hoax (for which Vaucanson had unwittingly cleared the path), as well as Maelzel's actual mechanical achievements that blossomed into an industry by 1900.

5. For me the doyen of computer historians is:

Randell, Brian, *The Origins of Digital Computers: Selected Papers*, Springer Verlag, Heidelberg, New York, 1973.

where the developments that preceded and led up to the digital computer are spelled out event by event. As if Randell's crystalline commentary were not enough, he includes original papers (some in lucid translation) by Babbage, an incredibly clever man, and just about everybody who did anything useful in the development of computers, such as Aiken, Hopper (the only woman in the book), Eckert, Von Neumann, Goldstine, and Mauchly. They are included here, along with Leonardo Torres. Many machines are also included, such as the Zuse relay computer of wartime Germany, the Bell Labs relay computer, Altanassoff's Iowa State computer with its novel capacitor storage system, and of course, ENIAC and EDSAC, those feeble giants.

6. The following article makes fascinating reading:

Anonymous, "Torres and His Remarkable Automatic Devices (He Would Substitute Machinery for the Human Mind.)", *Scientific American Supplement* 80, number 2079, 6 November 1915.

7. Torres' machine is also described in:

Levy, David, *Chess and Computers*, Computer Sciences Press, Potomac MD, 1976. ■

**TERMINALS FROM TRANSNET**


**PURCHASE**  
**12-24 MONTH FULL OWNERSHIP PLAN**  
**36 MONTH LEASE PLAN**

DESCRIPTION	PURCHASE PRICE	PER MONTH		
		12 MOS	24 MOS	36 MOS
DECwriter II .....	\$1,495	\$145	\$ 75	\$ 52
DECwriter III .....	2,895	275	145	99
DECprinter I .....	2,295	219	117	80
VT52 DECscope .....	1,695	162	85	59
VT100 DECscope .....	1,695	162	85	59
VT55 DECgraphic CRT	2,695	260	135	94
ADM 3A CRT .....	875	84	45	30
HAZELTINE 1400 CRT .	845	81	43	30
HAZELTINE 1500 CRT .	1,195	115	61	42
TI 745 Portable .....	1,875	175	94	65
TI 765 Bubble Mem. ...	2,995	285	152	99
TI 810 RO Printer .....	1,895	181	97	66
TI 820 KSR Terminal ..	2,395	229	122	84
Data Products 2230 ...	7,900	725	395	275
QUME, Ltr. Qual. KSR .	3,195	306	163	112
QUME, Ltr. Qual. RO ..	2,795	268	143	98
DATAMATE Mini floppy	1,750	167	89	61

FULL OWNERSHIP AFTER 12 OR 24 MONTHS  
10% PURCHASE OPTION AFTER 36 MONTHS

**ACCESSORIES AND PERIPHERAL EQUIPMENT**  
ACOUSTIC COUPLERS • MODEMS • THERMAL PAPER RIBBONS • INTERFACE MODULES • FLOPPY DISK UNITS


**PROMPT DELIVERY • EFFICIENT SERVICE**



**TRANSNET CORPORATION**  
2005 ROUTE 22, UNION, N.J. 07083  
**201-688-7800**



# Finally. A dependable microcomputer board.



In performance. In quality. In availability. OEMs, educators, engineers, hobbyists, students, industrial users: Here's our Versatile Interface Module, a fully-assembled, tested and warranted microcomputer board that's a true single-board computer, complete with keyboard and display. All you do is provide a +5V power supply and the Versatile Interface Module gives you the rest—and that includes fast delivery and superior quality.

### Key features include:

- Hardware compatibility with KIM-1 (MOS Technology) products.
- Standard interfaces include audio cassette with remote control; both 8 bytes/second (KIM) and 185 bytes/second (Versatile Interface Module) cassette formats; TTY and RS232; system expansion bus; TV/KB expansion board interface; four I/O buffers; and an oscilloscope single-line display.

- 28 double-function keypad with audio response.
- 4K byte ROM resident SUPERMON monitor including over 30 standard monitor functions and user expandable.
- Three ROM/EPROM expansion sockets for up to 24K bytes total program size.
- 1K bytes 2114 static RAM, expandable to 4K bytes on-board and more off-board.
- 50 I/O lines expandable to 70.
- Single +5V power requirements.
- Priced attractively in single unit quantities with OEM discounts available for larger quantities.

  
**Synertek Systems  
Corporation.**

2589 Scott Blvd., Santa Clara, California 95050. (408) 988-5690.

To place your order now, contact your local area distributor or dealer.

### OEM Distributors

Kierulff Electronics  
Sterling Electronics (Seattle only)  
Zeus Components  
Century/Bell  
Lionex  
Hallmark  
Intermark Electronics  
Quality Components

Technico  
General Radio  
Western Microtechnology  
Future Electronics  
Alliance Electronics  
Arrow Electronics

### Personal Computer Dealers

Newman Computer Exchange  
Ann Arbor, Michigan

Technico  
Columbia, Maryland  
Computerland  
Mayfield Heights, Ohio  
RNB Enterprises  
King of Prussia, Pennsylvania  
Computer Shop  
Cambridge, Massachusetts  
Computer Cash  
Anchorage, Alaska

Energy Electronic Products  
Los Angeles, California  
General Radio  
Camden, New Jersey  
Advanced Computer Products  
Santa Ana, California  
Computer Components  
Van Nuys, California



# Let Your Fingers Do the Talking

## Scanner Applications

**Giarcia's  
Circuit Cellar**

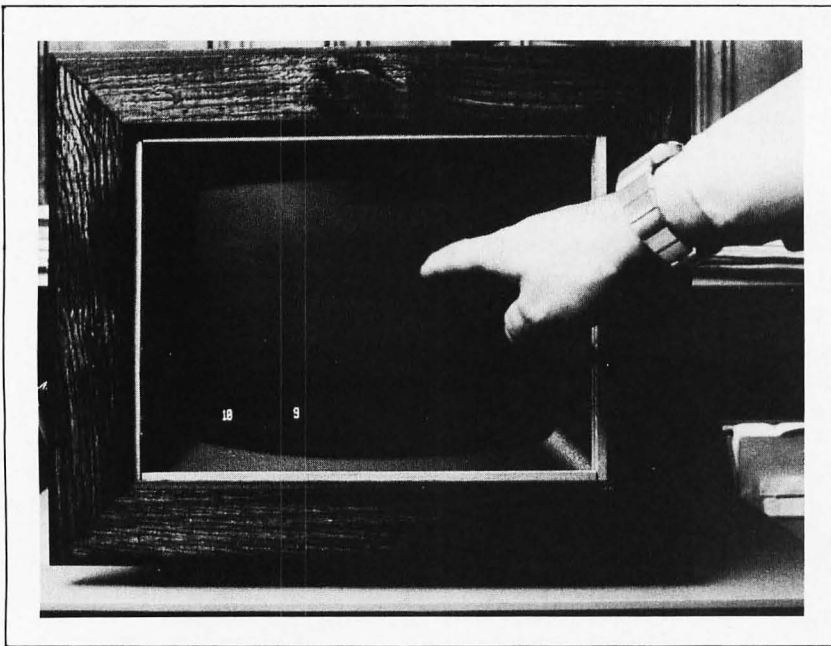
Steve Giarcia  
POB 582  
Glastonbury CT 06033

In "Let Your Fingers Do the Talking — Add a Noncontact Touch Scanner to Your Video Display" (August 1978 BYTE, page 156), I detailed the hardware design of a noncontact touch scanner which sits over a conventional video screen. This system, though lower in resolution, allows a fingertip to simulate the function of a light pen and with proper programming can become as important a peripheral as the common ASCII keyboard.

### Quick Hardware Review

The scanner consists of 32 pairs of infrared light emitting diode transmitters and photo transistor receivers arranged around the perimeter of a picture frame. There are 16 pairs on the X axis and 16 pairs on the Y axis. The hardware logic sequentially activates the 32 pairs, first in the X direction (horizontal) then in the Y direc-

*I would like to thank Dr Russell Reiss for contributing ideas which have led to this and other articles. . . .SC*



*Photo 1: The basic information returned from the touch panel is a coordinate pair for one of 256 possible finger sized locations on the video display's face. Here, using the program in listing 3, the displayed coordinates 10 and 9 correspond to the point just touched on the screen.*

tion (vertical). If a physical obstruction is placed in the plane of the scan, one X and one Y beam are interrupted. The corresponding X and Y beam addresses are stored when this happens. Since there are 16 pairs per axis, each coordinate can be represented by a 4 bit code and both the X and Y addresses can be packed into one data byte.

The end result of the hardware logic is a very simple scanner to computer interface. The scanner output is one 8 bit byte containing the 4 bit X and 4 bit Y addresses. The only other signals are a little something often referred to as hand shaking. A data ready line is set to a high level output when the scanner has sensed an obstruction.

This data ready signal can be tied to a parallel input port and scanned as I have done, used as a control line on a peripheral interface circuit, or used directly to generate a processor interrupt. If the touch panel is to be exercised in BASIC, the first method will prove to be easiest. The latter method, normally used with a machine language program rather than BASIC, will be the most efficient from a memory utilization standpoint.

I continue to use BASIC wherever the interface data processing speed allows it. In this way I can write illustrative program examples which are not tied to a particular processor. Of course, the speed advantages of machine language may be useful if your programs using the touch panel have a lot to do; so feel free to strike out on your own using these BASIC programs as a model.

Whatever the software method utilized to recognize the data ready bit, the program action must be the same. After the data ready bit goes high, the data byte is stored and the data ready is reset by momentarily pulsing the ready reset line low. In BASIC, the easiest way to do this is to tie the ready reset line to one bit on a parallel output port (it need only be a strobe rather than a latched output) and then sequentially execute two OUT instructions. The 10 ms pulsewidth I get on my machine is the result of the time it takes for BASIC to respond. The program examples presented in the listings use the following port allocations (in decimal):



# Get Graphic with Your Computer!



## EXCITING 3-D MAZE BOOKS

### 3-DIMENSIONAL MAZES by Larry Evans.

Puts you into the puzzle through exciting perspective drawing. \$1.50.

### MAZE CUBES by Larry Evans

Features 12 colorful cubes which, when constructed, fit together to form a variety of 3-dimensional maze games. Six basic games create over 1 million maze possibilities! Simple instructions and examples of game variations complete this ideal entertainment for all ages. \$2.95.

### 3-DIMENSIONAL MAZES, Volume 2 by Larry Evans

Brilliant, tantalizing puzzles that are irresistible to solve. \$1.95.

### 3-D OPTICAL ILLUSIONS by Larry Evans

Enjoy the mystery and beauty of optical illusions in three dimensions! Five dazzling projects to build, color and amaze. Each phenomenon is thoroughly explained. \$2.50.

### ALTAIR DESIGN, MORE ALTAIR DESIGN, & ALTAIR DESIGN 3 developed by Ensor Holiday

Keep the loved ones busy while you use your system. . . give them any or all of these computer generated Altair Design Books to start them (or yourself) on endless hours of creative coloring. No other coloring books are quite like these. Perfect for the doodler or as gifts for your computer-ophile friends. \$2.50 each.

### MATHEMATICAL ELEMENTS FOR COMPUTER GRAPHICS by David F Rogers & J Alan Adams

This book introduces the mathematical theory underlying computer graphics. The main concentration of the book is fundamental mathematical techniques (rotation and surface description) rather than procedural techniques (hidden line elimination). Each subject, such as surface description, three dimensional transformations, and surface curves, is given a thorough mathematical description. Algorithms for many fundamental elements of an interactive graphics package are given in BASIC. This is a fine addition to the library of anyone seriously interested in graphics. 239 pp. \$11.95.

### ARTIST AND COMPUTER edited by Ruth Leavitt

A visual treat, as you encounter reproductions of numerous works by computer oriented artists and read about these works in their own words. 160 illustrations, many in color. \$4.95.

### PROJECTS IN SIGHT, SOUND, & SENSATION by Mitchell Waite

Dedicated "to all space cowboys." Detailed theory and practice of seven fascinating amateur electronics projects, along with a complete and detailed appendix on how to make PC boards. The projects included in this book are: The Syntheshape, an art generator that can be used to generate innumerable complex and beautiful patterns on the screen of an oscilloscope. An electronic music box that will play over 3000 possible melodies when the lid is lifted. A way to control muscle tension explained in chapter 4. A muscle-wave bio-feedback monitor can be used to achieve deep relaxation. The laser-light show transfers light into fascinating patterns in a darkened room. Other projects include a Kirlian camera, a digital ESP machine, and neon-light randomizer. \$5.25.

For your convenience in ordering, please use this page plus the order form on page 111. You may photocopy this page.  
DIAL YOUR BANK CARD ORDERS TOLL FREE 800-258-5477.

# BITS<sup>T.M.</sup> The Microcomputer Bookstore

25 Route 101 West, P.O. Box 428, Peterborough, NH 03458



Data Ready — Input Port 2  
(least significant bit)

Ready Reset — Output Port 16  
(least significant bit)

X, Y Coordinate — Input Port 16  
(b7-b4 is X address)  
(b3-b0 is Y address).

```

100 REM THIS IS THE ONLY SOFTWARE NECESSARY TO EXERCISE THE
    SCANNER
110 REM *** RESET SCANNER ***
120 OUT 16,0 : OUT 16,255 : REM THIS WILL GIVE A SHORT RESET PULSE TO
    PORT 16
130 REM *** TEST DATA READY ***
140 T=INP(2) : REM THE DATA READY SIGNAL IS BIT 0 OF PORT 2
150 T=T AND 1 : REM MASK ALL BUT BIT 0
160 IF T<>1 THEN GOTO 140 : REM TEST TO SEE IF DATA READY IS SET
170 REM *** READ DATA ***
180 D=INP(16) : REM SCANNER IS ATTACHED TO PORT 16
190 D1=(D AND 240)/16 : REM MASK AND SHIFT RIGHT 4 BITS
195 REM D1 IS THE X COORDINATE
200 D2=D AND 15
205 REM D2 IS THE Y COORDINATE
210 RETURN : REM RETURN IS ONLY NECESSARY IF CALLED AS A
    SUBROUTINE

```

*Listing 1: Subroutine used to determine activated coordinates on the scanner.*

```

10 PRINT "MY SCREEN ITCHES!! PLEASE SCRATCH IT!"
20 GOSUB 100 : REM ACTIVATE SCANNER
30 PRINT "OH!! THAT FEELS SO GOOOOOOOD!!!"
40 END

```

*Listing 2: Example of using the entire video screen as a push button.*

```

100 S=USR(255) : REM THIS IS A SCREEN CLEAR FOR DG Z--80
110 PRINT "THIS IS A TEST OF TOUCH INPUT"
120 PRINT "THE SCREEN IS CURRENTLY BEING SCANNED BY AN ARRAY"
130 PRINT "    INFRARED LENS AND OPTICAL SENSORS"
140 PRINT
150 PRINT "POINT AT THE SCREEN SOMEPLACE "
160 GOSUB 1000 : REM GOTO THE SCANNER SUBROUTINE AND RETURN WITH COORDINATES
170 PRINT "    THANKYOU"
180 PRINT
190 PRINT
200 PRINT "THE SCANNER HARDWARE SAYS THAT YOU TOUCHED LOCATION"
210 PRINT "    X=";D1,"AND Y=";D2,"    ON A 16X16 GRID"
220 GOSUB 2500 : REM CALL SLIGHT DELAY TIMER
230 S=USR(255) : REM CLEAR SCREEN
240 PRINT "LET ME DEMONSTRATE THE COORDINATE SYSTEM"
250 PRINT "POINT YOUR FINGER AT THE SCREEN AND I'II PRINT OUT (X,Y)"
260 PRINT "TO EXIT JUST POINT TO LOCATION (15,15) ---UPPER RIGHT"
270 GOSUB 1000 : REM CALL SCANNER
280 S=USR(255) : REM CLEAR SCREEN
290 IF D1=15 THEN 320 ELSE 330
300 IF D2=15 THEN END
310 PRINT
320 PRINT D1,D2; : REM PRINT COORDINATES
330 GOTO 290
1000 REM *** RESET SCANNER ***
1010 OUT 16,0 : OUT 16,255
1050 REM *** TEST DATA READY ***
1060 T=INP(2)
1070 T=T AND 1
1080 IF T<>1 THEN GOTO 1060
1090 REM *** READ DATA ***
1100 D=INP(16)
1110 D1=(D AND 240)/16 : REM THIS IS THE X VALUE
1120 D2=D AND 15 : REM THIS IS THE Y VALUE
1130 RETURN
2500 FOR W=1 TO 2000
2510 NEXT W
2520 RETURN

```

*Listing 3: This program outputs the coordinates of the point you are touching on the screen. The output of the program can be used at a higher level to indicate some object that is printed on the screen.*

## Using the Touch Panel

Using the touch panel in any BASIC program, whether it be game or instructional, will necessitate having a subroutine to read and reset the scanner placed somewhere within the BASIC program. The total software necessary to exercise the touch panel is shown in listing 1.

If a GOSUB 100 command is encountered, BASIC vectors to this subroutine and begins execution. This subroutine will not return until someone touches the screen. Variable D1 would contain the X coordinate and D2 would contain the Y value. Each call to this subroutine results in returning to the main program with the X, Y address of a single touched point. To obtain ten touch inputs would require calling this routine ten times.

The simplest program utilizing the scanner would be one which sensitizes the entire screen to act as one giant push button. Such a program is similar to a press any key option on a keyboard.

The program in listing 2 prints "MY SCREEN ITCHES!! PLEASE SCRATCH IT!" on the video screen, waits for someone to touch any place on the screen and then responds with the message in line 30. Notice that we did not use the coordinate information from the scanner because we only needed to take advantage of the fact that the subroutine returns only if data is ready.

## Test the Coordinate System

If one builds the touch panel, the first program written should be one that illustrates the coordinate system dynamically, such as the program in listing 3. (All BASIC programs in this article are written in Micro Com 8 K Zapple BASIC.)

After printing an opening comment on the video screen, the program calls the scanner subroutine as before. This time when it returns, it prints out the X and Y coordinate which was touched as shown in photo 1. The rest of the program is a repeat of this basic cycle with one exception. The values of D1 and D2 are both compared to 15 after each scan. Should you point at coordinate position (15,15) the program ends.

## Converting Position to Function

So far we have displayed only the raw output of the scanner and have not used it in its true application. Telling you that you are pointing to location (4,2) illustrates that the touch panel functions, but does no use-



# Heathkit H8 Owners: ARE YOU SERIOUS?



Then upgrade your H8  
to a Z80 with the  
**INFO 2000 DISK SYSTEM**

## Powerful Capabilities

The only full size dual diskette system configured especially for the Heathkit H8 Computer is now available for immediate connection. The INFO 2000 Disk System is the best performer for any microcomputer: it's incredibly fast, it uses full 8" diskettes, and it gives you immediate Z80 capability. The recording format is standard IBM 3740. So you're assured maximum storage capacity, superior error protection, and full interchangeability with other CP/M\* based systems.

## Simple Connection

The Disk Adapter Board supplied with the INFO 2000 Disk System contains its own Z80 microprocessor. Just swap this board with the 8080 that came with your H8 and you'll have instantly upgraded to a Z80 microcomputer. The Z80 instruction set includes 158—more than twice as many as the

8080. Z80 instructions feature powerful block transfer, block search, block I/O instructions, relative addressing, bit manipulation, index registers and greatly enhanced interrupt processing. All you need to do is plug in the adapter board, cables and AC power, and you're ready to run.

## Hassle-Free Operation

Designed just for the H8, the INFO 2000 Z80/Disk Adapter Board includes an EPROM containing PAM-Z. This is a Z80-oriented panel monitor which permits the H8 front panel to operate in both hexadecimal and octal modes. A CP/M disk operating system is included which enables you to use Disk BASIC, FORTRAN, COBOL, PASCAL and hundreds of applications programs. Plus, you can still utilize all Benton Harbor software. The flick of a switch gives you either software mode . . . instantly! You should have a minimum of 16K RAM, and to take full advantage of all the software you can implement, 32K is recommended. You'll also need the standard Heath serial board and a terminal for a full system.

## We're Serious

The H8 is a good beginning. But why stop there. Go for the best. With this combination of low cost computer and a powerful disk system, you can now perform a tremendous range of tasks. Use your H8 as a sophisticated business system and a powerful design and development tool.

If you're serious.

Delivered assembled and factory-tested, the complete disk system includes dual diskette drives, Z80/Disk Adapter Board, power supply, cabinet, cables, and CP/M disk operating system. Full price \$2950. Available for immediately delivery.

*\*CP/M is a trademark of Digital Research*

**INFO 2000**  
CORPORATION

20630 South Leapwood Avenue  
Carson, California 90746

(213) 532-1702



An industrial grade alphanumeric terminal incorporating touch panel input is being manufactured. For information contact:

General Digital Corp  
700 Burnside Av  
East Hartford CT 06108




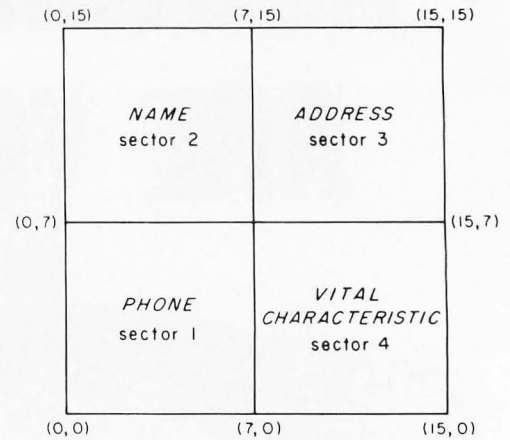
Photo 2: Here is a picture of an experiment which was backed up by a fairly long BASIC program: using the screen as the input device for a simulation of an ordinary 4 function calculator. The imagination of the user, to use a well-worn cliché, is the only limitation upon trying experiments with special purpose keyboards and interactive sequences on the screen. Use of the video display behind the touch panel area makes easily altered software the determining factor — rather than physical tools in the workshop.

```

100 S=USR(255)
110 PRINT*NAME                      ADDRESS*
120 FOR L=1 TO 12
130 PRINT
140 NEXT L
150 PRINT*PHONE                      VITAL CHARACTERISTIC*
160 GOSUB 1000
170 IF D1>7 THEN GOTO 300 ELSE GOTO 200
200 REM THIS ROUTINE DECIDES IF YOU ARE POINTING TO
202 REM SECTOR 1 OR 2
210 IF D2<7 THEN PRINT*UNLISTED NUMBER* :GOTO 2000
220 PRINT*BRENDA (THE LITTLE WOOFER) CIARCIA*
230 GOTO 2000
300 REM THIS ROUTINE DECIDES IF YOU ARE POINTING TO
302 REM SECTOR 3 OR 4
310 IF D2<7 THEN PRINT*SCOTTISH TERRIER -- FOUR LEGGED BURGLAR ALARM* :GOTO 2000
320 PRINT*BOX 582 GLASTONBURY,CONN. 06033*
330 GOTO 2000
990 REM
992 REM SCANNER SUBROUTINE
1000 OUT 16+0 :OUT 16+255
1010 T=INP(2)
1020 T=T AND 1
1030 IF T<>1 THEN GOTO 1010
1040 D=INP(16)
1050 D1=(D AND 240)/16
1060 D2=D AND 15
1070 RETURN
2000 FOR N=1 TO 2000
2010 NEXT N
2020 GOTO 100

```

Listing 4: Illustration of a BASIC program which divides the screen into four sectors and performs a function dependent on which sector is touched by the user.



<b>sector 2</b>	<b>sector 3</b>
0 < x ≤ 7	7 < x ≤ 15
7 < y ≤ 15	7 < y ≤ 15

<b>sector 1</b>	<b>sector 4</b>
0 < x ≤ 7	7 < x ≤ 15
0 < y ≤ 7	0 < y ≤ 7

Figure 1: Physical arrangement of sectors on the screen as used by program in listing 4.

ful work. If instead some letter or word were at (4,2) and the program used this higher function output rather than just the numerical coordinate, we'd have something.

Fortunately it isn't all that difficult. By dividing the scanner system into fields and having each field represent a function, we can do useful work. A 2 level program must be written. First, it should have the capability of formatting the screen so that the printing is beneath the proper touch coordinate. Then, after returning from the scanner subroutine, it must translate this position value into the function designated by the printing on the screen.

A simple program which divides the screen into four fields or sectors and performs a function dependent on which sector is touched is shown in listing 4. Figure 1 describes the mathematical relationship between the coordinate system and the BASIC program of listing 4.

After printing the opening lines on the screen the program calls for the data from the scanner. The X coordinate (D1) is first tested to see if it is greater than 7. If it is, then either sector 3 or 4 must have been chosen. If D1 is less than 7 then it must be sector 1 or 2. After choosing whether it is the right or left half of the screen the test is repeated with the Y coordinate. In theory, this binary search method would require no more than eight such tests if all 256 points were designated as separate fields.

A further extension of this binary search



# A SMALL ANNOUNCEMENT



Our good news comes in a small package. It's the new Verbatim® Mini Data Cartridge, model TC-150. We've designed it to store data for today's minicomputers. Intelligent calculators and terminals. Word processors. Point-of-sale terminals. Data acquisition instruments. And more. Matter of fact, it plugs right in wherever you're now using 3M's DC-100A or HP's 9162-0061 mini-cartridges. It can be used on HP, TI, Savin, Qantex and 3M drives, among others.

#### Small wonder!

The TC-150 offers the same rugged packaging, long life and 100% performance testing of all our Verbatim products. And because each Mini Data Cartridge uses quality Verbatim media, you're assured that your data will play back the way you recorded it, bit for bit, byte for byte.

Actual data storage figures depend on your data format, but the recording formats for the Verbatim TC-150 range from single-track 800 bpi up to dual-track 1600 bpi. With room to grow.

Quality mini media. That's our business. At Information Terminals Corp. the whole message is quality.



Information Terminal Corp.,  
323 Soquel Way, Sunnyvale, CA 94086.  
(408) 245-4400. TWX: (910) 339-9381.

Call Toll Free: (1) 800-821-7700, Ext. 515  
(In Missouri call: 800-892-7655, Ext. 515)

#### In Europe:

Information Terminals S.A.  
Case Postale 296  
1215 Genève 15  
Switzerland  
Telephone: 41 (22) 34-90-55  
Telex: 22647 ITGE CH

#### In the Far East:

ITC—Far East  
404 Roppongi Skyheights  
3-2-21 Roppongi, Minatoku  
Tokyo, Japan  
Telephone: (03) 583-1981  
Telex: J 47879

WHEN  
YOUR DATA  
MUST PLAY  
**Specify  
Verbatim®**






Photo 3: Touch panel input using the program of listing 5. The line of text at the bottom of the display was entered by touching the index finger to each letter in turn. The photo is shown with the letter P about to be pressed.

```

100 REM THIS PROGRAM DISPLAYS A KEYBOARD ON THE CRT SCREEN
110 REM AND ILLUSTRATES DATA ENTRY WITHOUT A PHYSICAL KEYBOARD
120 REM JUST POINT AT THE LETTERS AND IT WILL 'TYPE' YOUR MESSAGE
200 PRINT*A      B      C      D      E      F      G      H*
210 PRINT
215 PRINT
220 PRINT*I      J      K      L      M      N      O      P*
230 PRINT
235 PRINT
240 PRINT*Q      R      S      T      U      V      W      X*
250 PRINT
255 PRINT
260 PRINT*Y      Z              SPACE*
261 PRINT
262 PRINT
263 PRINT
264 PRINT
265 GOSUB 2500
268 GOSUB 1000
270 IF D2=12 THEN PRINT CHR$(D1/2+65)::GOTO 265
280 IF D2=10 THEN PRINT CHR$(D1/2+73)::GOTO 265
290 IF D2=8 THEN PRINT CHR$(D1/2+81)::GOTO 265
300 IF D2=5 THEN 302 ELSE 310
302 IF (D1/2+89)>91 THEN PRINT CHR$(32)::GOTO 265
303 PRINT CHR$(D1/2+89)::GOTO 265
310 IF D2=0 THEN GOTO 320 ELSE 330
320 IF D1=15 THEN 330 ELSE GOTO 265
330 S=USR(255):REM CLEAR SCREEN
340 PRINT*TO RETRY EXERCISE----TOUCH SCREEN*
350 GOSUB 1000
360 GOTO 200
1000 OUT 16,0 :OUT 16,255 :REM LINES 1000-1070 READ THE SCANNER DATA
1010 T=INP(2)
1020 T=T AND 1
1030 IF T<>1 THEN GOTO 1010
1040 D=INP(16)
1050 D1=(D AND 240)/16
1060 D2=D AND 15
1070 RETURN
2500 FOR A=0 TO 500 :REM THIS IS A SHORT DELAY
2510 NEXT A
2520 RETURN

```

Listing 5: Keyboard simulation program.

```

100 REM THIS IS A SIMPLE PROGRAM TO ILLUSTRATE SIMULTANEOUS
110 REM DATA INPUT FROM EITHER THE TOUCH PANEL OR THE KEYBOARD
120 Q=INP(0):REM KEYBOARD IS ATTACHED TO PORT 0
130 REM MSH IS KEYBOARD STROBE --- BITS 0 TO 6 ARE 7 BIT ASCII
140 IF Q=0 THEN GOTO 220:REM CHECK KEYBOARD STROBE
150 T=INP(2):REM SCANNER DATA READY IS PORT 2 LSB
160 T=T AND 1
170 IF T=1 THEN GOTO 120
180 D=INP(16):D1=(D AND 240)/16:D2=D AND 15:REM READ SCANNER COORDINATE
190 PRINT*FANEL TOUCHED AT LOCATION ('D1:D2')*
200 GOSUB 240
210 GOTO 120
220 PRINT*KEYBOARD KEY *;CHR$(INP(0));* PRESSED*
230 GOTO 120
240 OUT 16,0:OUT 16,255:REM RESET SCANNER HARDWARE
250 RETURN

```

Listing 6: Method for scanning two input devices simultaneously on a Digital Group Z-80 system.

concept is used in the calculator of photo 2. While never meant to replace the hand held calculator it uses a routine similar to the previous example to determine the action of each of the 16 possible entries. The picture is included to present the reader with one of the many possible applications of the scanner. The program, however, is quite long and difficult to explain in an introductory article such as this.

### Simulated Keyboard

One use of the touch panel would be the simulation of direct keyboard entry. Obviously this technique is valuable only where limited data entry is required. Large menu selection programs with numerous choices displayed may not always have the particular item of interest. By having one of the available selections be a keyboard display and entry routine such as photo 3 and listing 5, the miscellaneous entry could be accommodated. The program of listing 5 displays a keyboard on the video screen and allows one to *type* by pointing to the individual characters. The example does not include punctuation and a carriage return, but they could be easily accommodated.

One final note. Using the touch panel need not eliminate the standard ASCII keyboard as an input device. By using the BASIC INPUT command, keyboard entry is still available to the user as is the scanner through a callable subroutine. A program could be written where some entries come from the touch panel and others from the keyboard. A more versatile program would allow input from either device at any time.

Listing 6 is a simple program which demonstrates how BASIC can scan two input devices simultaneously and provide appropriate response.

I hope that this touch panel design will spark the creative interests of other computer enthusiasts. In a field where technology advances by leaps and bounds and product obsolescence can be described in months, innovative ideas are necessary to extend the concept of creative home computing. By adding advanced peripherals and high level languages, system obsolescence is delayed considerably.

Next month: build a 5 W dual voltage DC to DC converter for your interfaces. ■





**2nd Annual**  
**PERSONAL & BUSINESS SMALL COMPUTER SHOW**  
**NEW YORK COLISEUM**  
**September 15-17, 1978**

**EXCITING**

That's the word that sums up the dynamic small computer show in New York that was established last year at the Coliseum. The lecture areas were filled by interested people, the exhibits were great, the attendance was the highest of any small computer show in the country.

**The big point** is that everyone who came went away happy. Accountants, hobbyists, lawyers, doctors, brokers, retailers, business people, programmers, research scientists and just plain homeowners.

**The second big point** is that we're doing it again. This time, bigger and better. Top seminars, top exhibits. Small computers from \$500 up, software and kits.

**Save time.**  
**Get your tickets**  
**in advance by mail.**

NAME \_\_\_\_\_  
 (please print)

ADDRESS \_\_\_\_\_

City \_\_\_\_\_ State \_\_\_\_\_ Zip \_\_\_\_\_

Send me tickets in advance for Personal & Business Small Computer Show, Sept. 15-17, 1978, in the New York Coliseum.

(Check One) One Day (\$5) \_\_\_\_\_ Two Days (\$9) \_\_\_\_\_ Three Days (\$13) \_\_\_\_\_

Send check or money order (U.S. dollars) payable to Personal & Business Small Computer Show to 78 E. 56th St., New York, N.Y. 10022.



**PERSONAL & BUSINESS SMALL COMPUTER SHOW**

78 East 56th Street, New York, N.Y. 10022



**About the Author**

*Jon Bondy has been involved with computers for over ten years, and is currently employed by General Electric's Space Division as a computer systems engineer. He has had experience with a wide variety of computer systems and languages. His chief interests are instruction set design and computer architecture in general, including an enthusiasm for that class of high level language oriented stack machines inspired by the Burroughs "D" machine. He gives lectures occasionally for and is vice president of the Philadelphia Area Computer Society.*

# S2L: An Altair (S-100) to LSI-11 Bus Adaptor

**Jonathan Bondy**  
Box 148  
Ardmore PA 19003

For many months, those of us who admire the architecture of the PDP-11 computers have been looking for a way to adapt the wealth of Altair (S-100) bus products to this processor. The introduction of the Heath H11 (LSI-11 based) processor has further emphasized the need to solve the problems which have thus far made the LSI-11 incompatible with the Altair (S-100) bus peripherals. This article describes the problems which exist, and one solution which I see for them. It has been written in advance of actually implementing the solution, but it should prove valuable to all those experimenters who wish to take up the challenge of an LSI-11 to Altair bus adapter.

For years, the only problem with the LSI-11 as a personal computer has been price. The processor board (KD11-F) itself is a rather good deal at a discount level of 20 to 30 percent, but the accessories are somewhat expensive compared with

typical personal computing products as seen in table 1.

Most of the extra expense of the LSI-11 systems can be attributed to three factors:

1. The DEC prices are generally higher. The memory prices demonstrate this.
2. The use of highly regulated power supplies with the DEC products results in a more costly power supply. In addition, few experimenters are likely to homebrew such a power supply due to its complexity and its being the single element which could cause major destruction should it fail.
3. The LSI-11 has no front panel switches, and instead requires the user to examine and modify the state of the machine via a serial console device. While most industrial customers of DEC are able to afford the high cost of a serial terminal, many

*Table 1: Price comparisons of industrial quality Digital Equipment Corporation LSI-11 modules and systems with functionally similar modules for the Altair (S-100) bus.*

Component	Typical Hobby Price (S-100 Products)	Typical DEC/MDB/RDA Price	Comments
Memory	\$500 for 16 K bytes	\$900 for 16 K bytes	
Serial IO	\$100	\$230	Required
Parallel	\$100	\$200	
Video display memory	\$200	\$600	
Power supply	\$100	\$400 to \$1000	
Backplane	\$150	\$350	
Chassis	\$200	\$350	
Prototyping card	\$25	\$75 to \$150	Two sizes

*These prices were effective at the time of the article's writing. Current prices differ markedly. . .CH*




hobbyists have discovered that memory mapped video is both cheaper and faster than a serial device. Because of this, DEC's decision to use the serial interface in this fashion forces a user to either support two terminals (one serial and one memory mapped) or make do with the serial device. It is unfortunate that a serial device, at any reasonable data rate, is simply unacceptable for some of the applications which an experimenter might wish to pursue, one example of which is state of the art word processing applications.

The three conflicting forces of the high prices of the LSI-11 systems, the desire for that processor's architecture, and the problems with the serial terminal requirement have kept me from going ahead with an LSI-11 system for well over a year. I have finally started on a project of my own which is to adapt an LSI-11 to Altair (S-100) bus peripherals and memory.


My idea was that, since the widest variety of reasonably priced peripherals are available on the Altair (S-100) bus, I should build an Altair (S-100) to LSI-11 bus adaptor (S2L). In order to start the design of an Altair bus adaptor, a number of decisions had to be made. Initially, I decided that splitting the 16 bit LSI-11 bus (also known as the "Q" bus) into two 8 bit Altair (S-100) buses, one for the even bytes and one for the odd bytes, would create too much havoc. Certainly one could purchase pairs of memory boards and allocate them in the memory address space appropriately, but when dealing with devices such as memory mapped video displays, adjacent bytes on the screen would be every other byte in the address space of the LSI-11. Additionally, two of every card would be needed in most cases, and adjacent memory mapped IO ports (the only type being considered in the case of the PDP-11 architecture) would be on alternate cards. For this reason, I felt that only one Altair (S-100) bus should be connected to the bus adaptor. This implied that multiple byte reads and writes would have to be performed by the bus adaptor and some sort of state machine would have to be built to do this.

The project was made more difficult by the fact that the LSI-11 allows both 16 bit word width reads and writes, as well as single byte writes. (Single byte reads are not required, since the processor can ignore whatever data it wishes.). Additionally, a read modify write cycle is provided, and that had to be supported by the bus adaptor.


## VECTOR PACKAGING MATERIALS SAVE TIME & MONEY



**S100 CARDS—100 PLUG CONTACTS**—Convenient universal tinned pads and bus lines. For interface, memory expansion, breadboarding. Mount almost anything anywhere on card.




**S100 CONNECTORS** for WIRE WRAPPING or SOLDERING



Model VP2

**BEAUTIFUL NEW VECTOR-PAK CASES** for micro-computer circuitry, assembled. Constructed of aluminum, finished in vinyl. Slide out covers for easy access. Includes card guides, heavy chassis plate, perforated bottom cover for cooler operation. Card guides perpendicular to front panel, Model VP1, \$163.00. Card guides parallel to front panel, Model VP2, \$159.00.



Model 8803

**S100 MOTHERBOARD, \$29.50.** 11 positions ready for connectors. Glass epoxy, etched circuitry for passive or active termination, 12 tantalum capacitors and instructions.

**PLUS** revolutionary Slit-N-Wrap wiring tools, Micro-Vector-board,<sup>®</sup> printed circuit kits, I.C. sockets, extenders.

Send for new catalog.



**VECTOR ELECTRONIC COMPANY, Inc.**  
12460 Gladstone Avenue, Sylmar, CA 91342  
phone (213) 365-9661, twx 910-496-1539

540777



Finally, both direct memory access and vectored interrupts had to be supported if there was to be any hope of running LSI-11 software on the beast which would result. It should be noted that just because a memory address responds from the Altair (S-100) bus, that doesn't mean that it couldn't be built to look to the LSI-11 as if it were a "normal" LSI-11 device interface. I wouldn't be giving up the facility to use standard PDP-11 software by building this bus adaptor, but merely making it a bit more difficult.

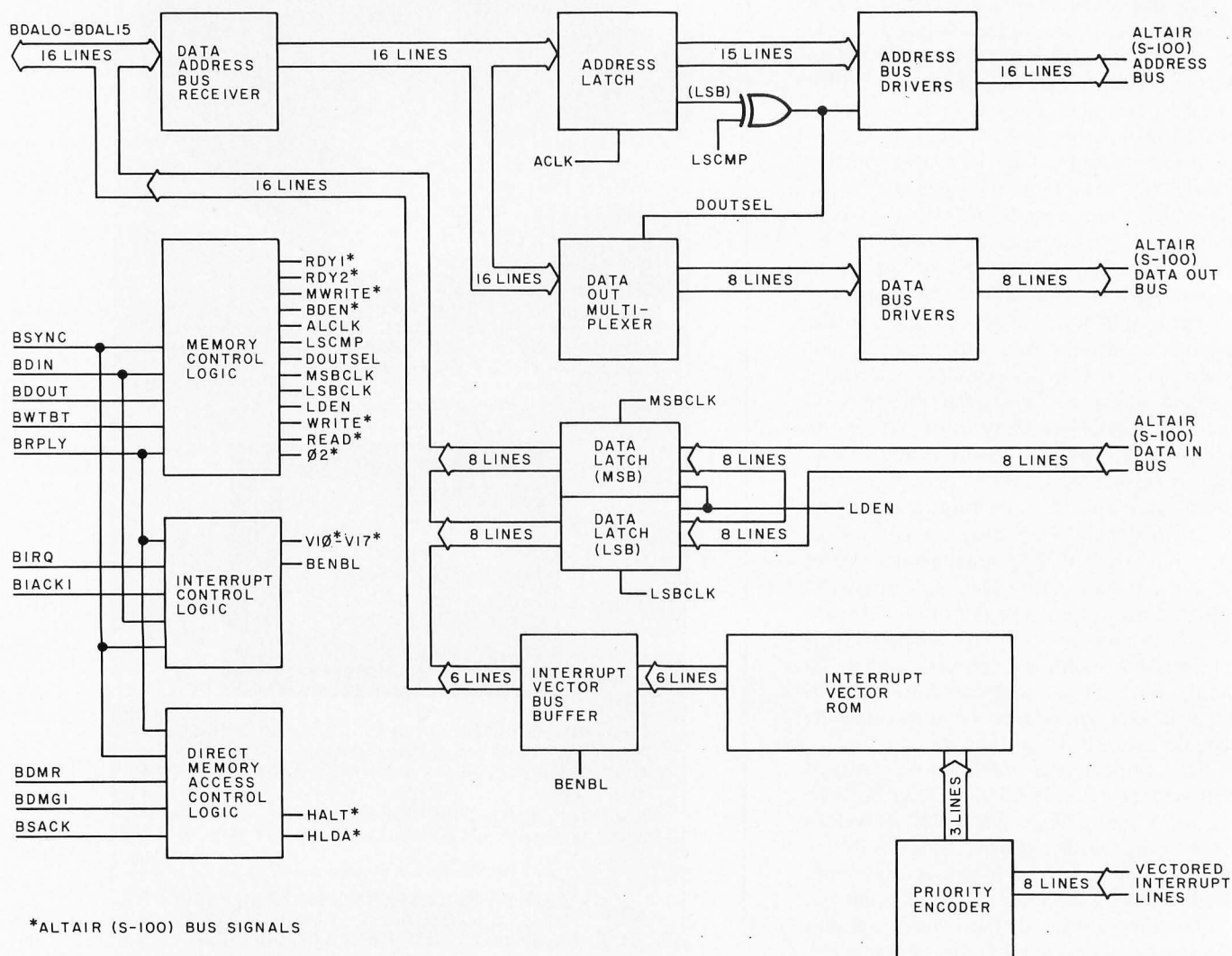
I should note here that what follows is an untested design based on the references given at the end of the article and some conversations with friends who have Altair (S-100) systems. A variety of Altair (S-100) schematics from Processor Technology, IMSAI, Technical Design Labs and Cromemco, to name a few, were scanned to try to insure some approximation of compatibility, but the design is neither built nor tested. I welcome any

comments from readers who are interested in this project.

The block diagram of the S2L bus interface box is shown in figure 1. It consists of three main sections devoted to memory signals, direct memory access signals and interrupt signals. The schematics for the control logic blocks may be found in figures 7 thru 9, but for the time being, I will discuss their function rather than their detailed implementation in order to simplify the discussion.


Let us first consider a memory read operation as diagrammed in figure 2. Note that all times in the timing diagrams are sequenced correctly, but, many times they are not to scale. Also, note that the clock ( $\Phi 2$ ) may be shown as being synchronous with some signals, but this is not necessarily so since the LSI-11 bus is an asynchronous bus. The LSI-11 indicates the start of a bus cycle by asserting the BSYNC L signal. ("Asserted" means going into a logical 1 state, not becoming +4.5 V;

Figure 1: Block diagram of the S2L interface which allows Altair (S-100) bus peripherals and memory to be used with the LSI-11 "Q" bus. Details of memory control, interrupt control and DMA control logic blocks are found in figures 7, 8 and 9 respectively.





# You Own the Solution, We Offer You the Problem!



If you own a micro-computer, you may face a fairly common dilemma: scarcity of applications. After the initial hardware thrill has worn off, what are you going to do with all that computing power?

Every two months, **Strategy & Tactics Magazine** publishes something to do with that power. It's called a *conflict simulation* — a game-like re-creation of a real-world military battle or campaign. In such a conflict simulation, all the relationships of the various military units, the terrain, and the objectives are quantified and classified in a very orderly and rigidly specified manner. The unique data handling/problem solving opportunities are fascinating and plentiful — indeed, they are the chief attractions for most serious players.

Many of the sub-routines in conflict simulations are naturals for computerization. For example, combat is usually

resolved by recourse to a probability table using dice; movement is regulated by digitally valued hexagonal cells; and most events are ordered by a program-like "sequence of play." In fact, the games in **Strategy & Tactics** are virtually paper programs needing only your ingenuity and enthusiasm to interface with the micro-computer environment.

Every issue of **Strategy & Tactics** comes with a complete conflict

simulation game plus a feature length, data-rich article on the same subject. In addition, there are other articles on historical and contemporary military affairs along with information about the latest simulation game designs offered by **SPI**, publishers of **Strategy & Tactics**.

Send now for a one year subscription to **Strategy & Tactics** — and start creating your *own* solutions to our fascinating problems.

*SPI has been serving customers by mail since 1970*



Send check or money order to:

**SPI** Dept. 368  
44 East 23rd Street, New York, N. Y. 10010

Please enter my subscription to **Strategy & Tactics** for:

1 year (six issues) \$15     2 years (12 issues) \$28     Single issue \$5

Also send me the following **SPI** games, recommended for new players:

**Blue & Gray**, four Civil War battles: \$12  
 **Napoleon's Last Battles**, four battles of Waterloo: \$12  
 **Modern Battles II**, four contemporary conflicts: \$12

name \_\_\_\_\_

street \_\_\_\_\_

apt # \_\_\_\_\_

city \_\_\_\_\_

state \_\_\_\_\_

zip \_\_\_\_\_

SPACE BELOW FOR OFFICE USE ONLY:

cc \_\_\_\_\_

total \_\_\_\_\_

credit \_\_\_\_\_

post \_\_\_\_\_

tax \_\_\_\_\_



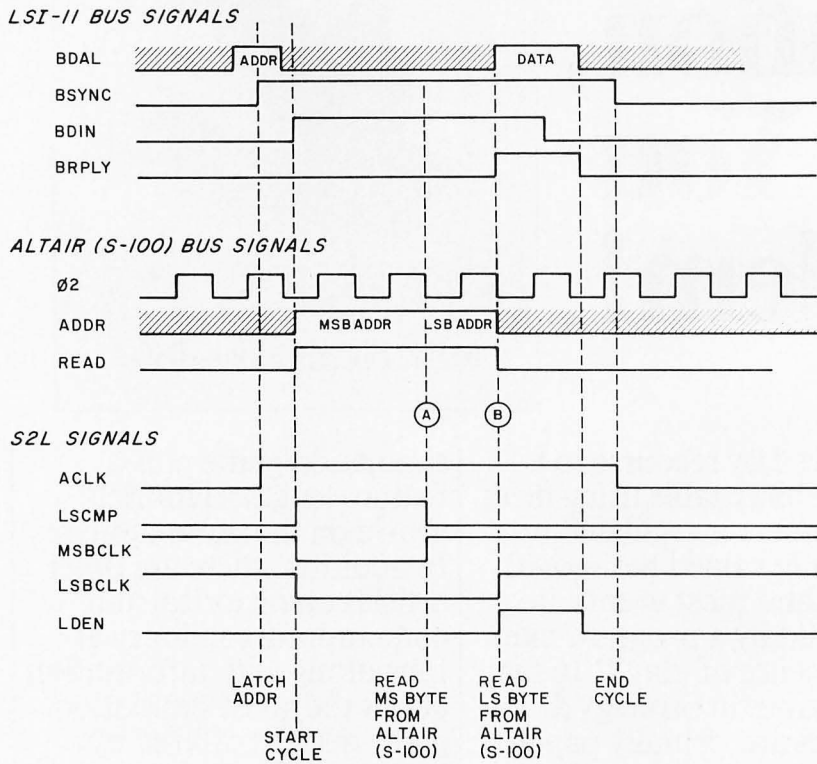


Figure 2: Timing diagram of an LSI-11 memory read cycle as it is interpreted by the S2L interface and passed on to the Altair (S-100) bus.

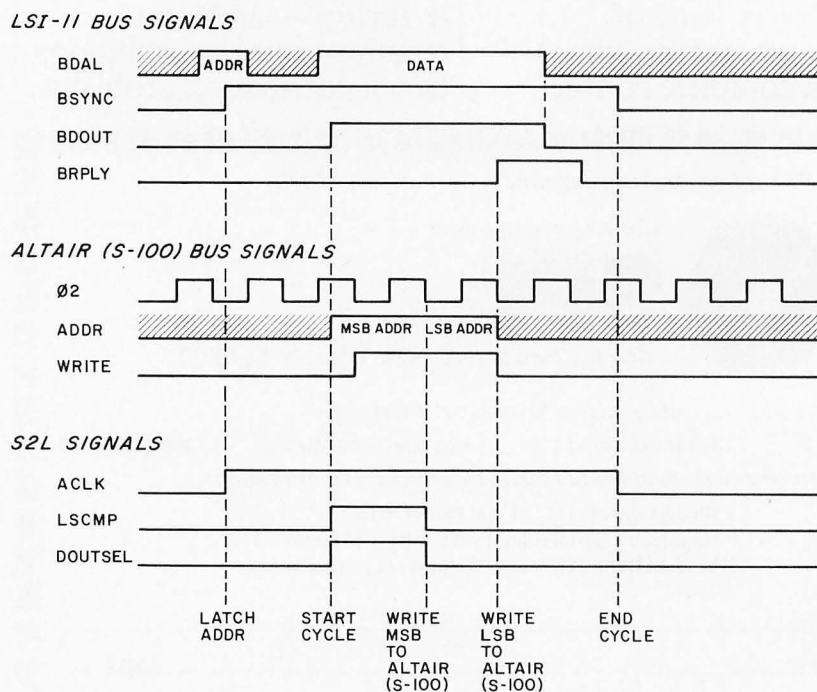


Figure 3: Timing diagram of an LSI-11 memory write (16 bit word) cycle as it is interpreted by the S2L interface and passed on to the Altair (S-100) bus.

I am using the trailing "L" to denote negative logic, so in this case assertion means going to 0.4 V.) The negative logic used by all LSI-11 bus signals is due to the bus being implemented with open collector logic, rather than the three state logic which is common in most hobby computers. The rising edge of BSYNC should be used to latch the data and address bus lines (BDAL0 L to BDAL15 L), since at this time they contain the address for the bus cycle. When BDIN L is asserted, the first of the two Altair (S-100) bus cycles occurs. This cycle occurs during the first complete cycle of the S2L clock that occurs after BDIN L is asserted. The first byte read is the most significant byte of the word (ie: the byte with the odd address), and the LSCMP signal is asserted during this time in order to provide the correct address on the Altair (S-100) bus. I am assuming that since only 16 bit word reads may be made, all addresses on the bus during read cycles will be even addresses.

The falling edge of the S2L clock ( $\Phi_2$ ) latches the most significant byte of data enabled by the low state of the MSBCLK signal (A in figure 2). Then the second read cycle is initiated, this time for the least significant byte (even address). When the cycle completes, the least significant byte is latched with the next S2L clock enabled by a low state on the LSBCLK signal (B in figure 2). After this, LDEN is asserted to drive the latched data onto the LSI-11's "Q" bus, and BRPLY L is sent back to the LSI-11 to tell it that the data on the bus is valid. The termination of the BDIN signal indicates to the S2L that the data has been accepted by the LSI-11, and the S2L then terminates BRPLY L.

For this interface to work with a reasonable variety of Altair (S-100) bus memory boards, phase 2 clock, RDY1, RDY2 and WAIT signals are provided. Any S2L clock pulse may be inhibited by one or both of the RDY lines until a slow peripheral has data ready, or has accepted data, in a manner similar to that of the 8080 and 6502 processors.

The write cycle, diagrammed in figure 3, is almost identical to the read cycle. The differentiation between read and write is made by the LSI-11 by asserting the BDOUT L signal rather than BDIN L. During a write, rather than having to provide two clocks to latch the bytes read, the S2L must provide



Osborne & Associates announces two new books. . .

**AN INTRODUCTION TO MICROCOMPUTERS:  
VOLUME 2 - SOME REAL MICROPROCESSORS  
VOLUME 3 - SOME REAL SUPPORT DEVICES**

There are hundreds of microprocessors on the market today, but there's nothing like *Volume 2* and *3*. These books provide the only detailed descriptions of real products from an independent source.

**NEW MICROPROCESSORS**

*Volume 2* describes individual microprocessors, and support devices commonly used only with the parent microprocessor. The new edition represents a massive expansion of our previous *Volume 2*; among other new material it includes the first detailed description of the Intel 8086 16-bit microprocessor.

**NEW SUPPORT DEVICES**

*Volume 3* describes support devices that can be used with any microprocessor. The majority of this book is new material; in particular it has one of the most comprehensive discussions of memory devices ever printed.

**NEW UPDATES**

Because of the tremendous amount of material that *Volumes 2* and *3* must cover, these books have been written to be updated on a regular bimonthly schedule. Six update sections for each of the two volumes may be purchased on a yearly subscription basis. Each update will describe new products, or products not covered in the original volumes; updates also provide additional information for products already included, and errata pages for previous text.

**NEW FORMAT**

For your convenience, *Volumes 2* and *3* are printed in loose leaf form and may be purchased with or without a binder.

The 1978 edition of *Volume 2* and the new *Volume 3* of *AN INTRODUCTION TO MICROCOMPUTERS* will be available at the end of September. To order these or other Osborne & Associates publications, check the appropriate boxes below.

These prices effective July 1, 1978.	PRICE	QTY	AMT
Volume 2 — Some Real Microprocessors 1978 Edition — With Binder	\$20.00		
Without Binder	\$15.00		
Binder alone	\$ 5.00		
Volume 3 — Some Real Support Devices With Binder	\$20.00		
Without Binder	\$15.00		
Binder alone	\$ 5.00		
Volume 2 and 3 Updates (Subscription to six issues of each series)	\$40.00		
Volume 2 Updates only (six issues)	\$25.00		
Volume 3 Updates only (six issues)	\$25.00		
<b>TOTAL</b>			
Sales Tax			
(Calif. residents only)			
Shipping Charges			
<b>TOTAL AMOUNT ENCLOSED</b>			

• 6½%, SF Bay Area residents only  
• 6%, California residents outside SF Bay Area  
• **Payment by check or money order must be enclosed for orders of 10 books or less.**



**OSBORNE & ASSOCIATES, INC.**  
P.O. Box 2036 DEPT. 112  
Berkeley, California 94702

(415) 548-2805  
TWX 910-366-7277

NAME \_\_\_\_\_  
ADDRESS \_\_\_\_\_  
CITY \_\_\_\_\_  
STATE \_\_\_\_\_ ZIP \_\_\_\_\_ PHONE \_\_\_\_\_

**SHIPPING CHARGES:** Shipping for large orders to be arranged.

Not applicable to Update Subscriptions.

- All foreign orders, \$3.00 per book, for air shipment
- 4th class \$0.35 per book (allow 3-4 weeks within USA, not applicable to discounted orders)
- \$0.75 per book, UPS (allow 10 days) in the U.S.
- \$1.50 per book, special rush shipment by air in the U.S.

**Please send information on:**

- Other O&A publications
- Becoming an O&A dealer
- School discounts
- List of foreign distributors
- More information on Volumes 2 and 3

F10



LSI-11 BUS SIGNALS

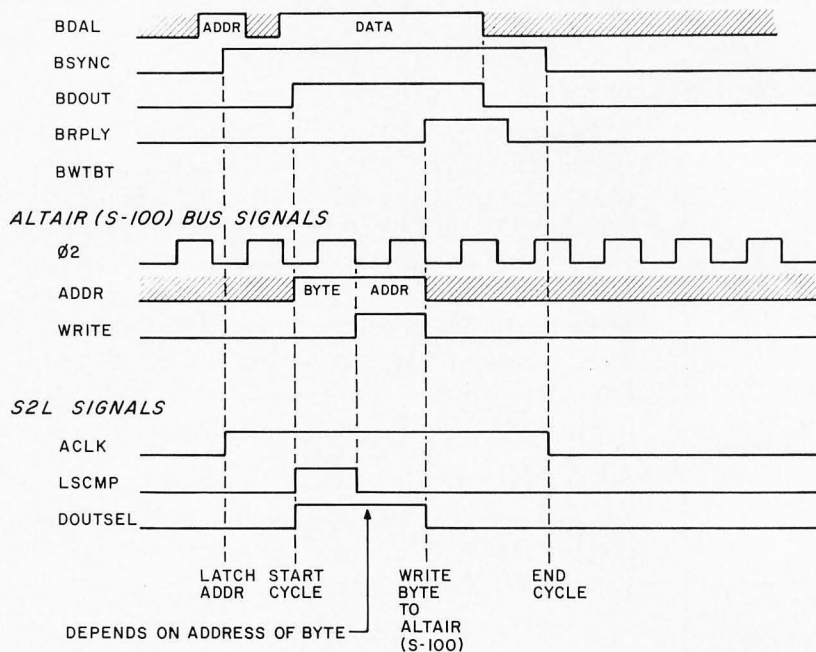


Figure 4: Timing diagram of an LSI-11 memory write (8 bit byte) cycle as it is interpreted by the S2L and passed on to the Altair (S-100) bus.

LSI-11 BUS SIGNALS

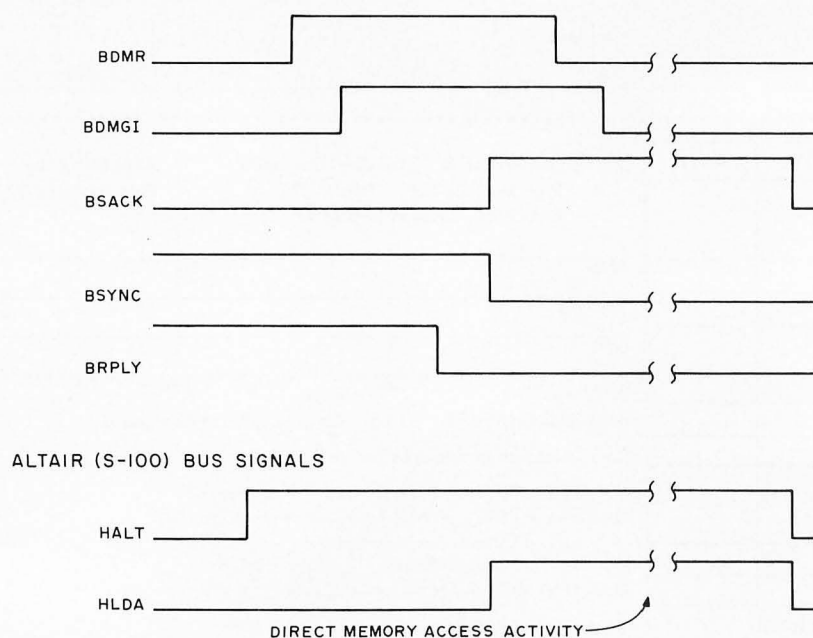


Figure 5: Timing diagram for the initiation of DMA activity on the Altair (S-100) bus between memory segments on that bus and peripherals on that bus. (DMA from an Altair (S-100) bus peripheral to peripherals or memory on the LSI-11 "Q" bus is not supported in this design.)

a byte selection signal (DOUTSEL) to a multiplexer which will determine which half of the word will be written at any time. The timing is as in the figure. As in the case of the read, I assume that only word width writes will occur with a word (even) address.

In order to perform a single byte write cycle, the S2L performs a normal write cycle, except that it skips the first of the two Altair (S-100) bus writes. Since it is the write to the address with the inverted lowest bit which is skipped, the correct byte is written in half of the time, and the cycle terminates normally. The diagram for this is shown in figure 4.

The LSI-11 bus supplies signals with which the memory and device interfaces reply to the LSI-11 when IO transactions take place (BRPLY L). The S2L adaptor will respond with a BRPLY L signal whether the address requested is implemented or not. This will cause problems with some LSI-11 software and firmware, especially the firmware ODT LOAD command which sizes memory automatically by sensing when memory addresses fail to set a BRPLY L response. Also, the system of reply signals has another advantage which will be lost when using the S2L adaptor: when attempting to write to ROMs on the LSI-11 system, no BRPLY L is generated and a bus timeout error occurs, which is a good error detection system. The S2L will effectively eliminate this facility.

The procedure for dealing with direct memory access (DMA) is much easier on the Altair (S-100) bus than on the LSI-11 bus, and the S2L interface enables the Altair (S-100) devices to take advantage of the simpler protocol. Looking at figure 5, the device starts the DMA cycle by asserting the HALT L signal to request use of the bus. The assertion of BDMR L by the S2L requests the use of the bus by a peripheral of the LSI-11. The simultaneous assertion of BDMGI L and the termination of BSYNC L and BRPLY L indicates that the DMA privilege has been granted by the LSI-11. The S2L then responds by terminating the BDMR signal, and by asserting both the BSACK L signal to tell the LSI-11 that the bus is in use, and the HLDA L signal to tell the Altair bus peripheral that it may now use the bus. Note that if more than one peripheral wishes to perform direct memory



# Choose from these Top Selections

## HOW TO BUILD A COMPUTER CONTROLLED ROBOT by Tod Loofbourrow

This book combines the dream of robotics—to create an intelligence other than human—with the reality, by providing both hands-on experience with robotics and an application of a microprocessor. This book details the step-by-step directions for building a robot, controlled by a KIM-1 microprocessor, with the complete control programs clearly written out. \$7.95.

## THE ACOUSTICAL FOUNDATIONS OF MUSIC, subtitled MUSICAL SOUND: A LUCID ACCOUNT OF ITS PROPERTIES, PRODUCTION, BEHAVIOR, AND REPRODUCTION by John Backus

This is a readable and informative guide that covers the physiological properties of sound, the ear and its perception of sounds, the effect of acoustic environment, the acoustical behavior of musical instruments, and the various applications of electronics and computers to the production, reproduction and composition of music. 312 pp. Only \$10.95 in hardcover.

## THE CHEAP VIDEO COOKBOOK by Don Lancaster

The latest in Don Lancaster's series of hardware books, continues where the TV Typewriter Cookbook leaves off. 256 pp. \$5.95.

## COMPUTER DATA DIRECTORY edited by Brad Lynnet

This is a new, comprehensive index containing profiles of over 675 small computer manufacturers, stores, distributors, publishers, electronics dealers, and computer clubs. 111 pp. \$4.98.

## PERIODICAL GUIDE FOR COMPUTERISTS January-December 1977 by E Berg Publications

This is a comprehensive index of all the articles, book reviews, editorials, letters, record reviews, and miscellaneous small inserts and notes from the top 25 magazines in the field. An indispensable guide for anyone in the fields of personal computing, amateur radio, and electronics. 72 pp. \$5.00.

## UP YOUR OWN ORGANIZATION! by Donald M Dibble

A great handbook on how to start and finance a new business, this is the most comprehensive reference we've seen on the subject. 372 pp. Available for \$14.95 in hardcover.

## FUNDAMENTALS OF RECORDKEEPING AND FINANCE FOR THE SMALL BUSINESS by Robert C Ragan CPA & Jack Zwick PhD

Once you have your organization or business up and running, records must be kept. Here is a companion volume to UP YOUR OWN ORGANIZATION. 196 pp. \$10.00 hardcover.

## WRITING AT WORK: DO'S, DON'T'S, AND HOW TO'S by Ernst Jacobi

The goal of this informative book is "to turn writers into communicators"—addressed to the educated business or professional person. 198 pp. \$7.95.

## THE FIRST BOOK OF KIM edited by Jim Butterfield, Stan Ockers & Eric Rehnke

Attention KIM users! Here is the book you've been waiting for. In it you'll find a beginner's guide to the MOS Technology KIM-1 Microcomputer as well as an assortment of games, diagnostic and utility programs for testing both the computer and external equipment, and chapters on expanding memory and controlling analog devices. 176 pp. \$8.95.

TO RECEIVE A FREE COPY OF THE NEW BITS CATALOG, JUST CIRCLE THE NUMBER BELOW ON THE INQUIRY CARD AT THE BACK OF THIS MAGAZINE; OR SEND US A POSTCARD WITH YOUR REQUEST. THE CATALOG OFFERS OVER 150 BOOKS FROM WHICH TO CHOOSE.

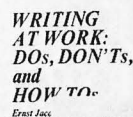
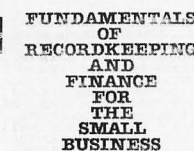
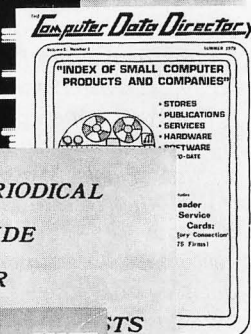



For your convenience in ordering, please use this page plus the order form on page 111. You may photocopy this page.

DIAL YOUR BANK CARD ORDERS TOLL FREE 800-258-5477.

# BITS<sup>T.M.</sup> The Microcomputer Bookstore

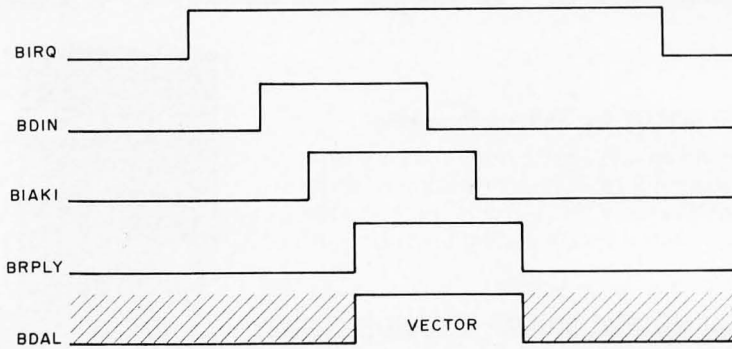
25 Route 101 West, P.O. Box 428, Peterborough, NH 03458

Circle 36 on inquiry card.





LSI-11 BUS SIGNALS



ALTAIR (S-100) SIGNALS




Figure 6: Timing diagram of the S2L interface's response to an Altair (S-100) bus vectored interrupt signal. When one of the eight possible vectored interrupt signals is asserted (low), the S2L interface responds by creating a vectored interrupt sequence for the LSI-11 "Q" bus.

access, neither will be able to determine easily which device is being selected. Whenever the Altair (S-100) bus peripheral is finished with the bus, it terminates the HALT L signal, causing the S2L to terminate the BSACK L signal, releasing the bus for the LSI-11 to use.

Note that this interface will not allow Altair (S-100) bus devices to perform DMA to any memory which is on the LSI-11 side of the S2L; I felt that the simplicity of the interface as shown, combined with the

complexity of the extended function interface, was justification for leaving things as shown. In any event, one justification for the development of this adaptor was that Altair bus memory was cheaper than DEC memory, so one can expect most of the system memory to be Altair (S-100) bus memory.

One other point to make is that the LSI-11 on board memory is dynamic and requires refreshing, which the LSI-11 does by microcoded routines. This microcoded refresh creates bursts of bus activity every 2 ms, lasting about 130 μs. These bus activations can cause problems in a real time environment, and can cause data overruns in DMA devices if these devices do not allow enough internal buffering to last the 130 μs. Although nonburst-mode refresh is possible, the prices which DEC asks for the module are pretty high for the facility. For this reason, use of Altair (S-100) bus static memory and disabling of the KD11-F's dynamic memory and refresh microcode might be useful to some people.

The eight vectored interrupt lines on the Altair (S-100) bus lend themselves directly to interfacing with DEC's vectored interrupt scheme. Looking at figure 6, the timing for the S2L's interrupt sequence is given. Whenever one of the vectored interrupt inputs from the Altair (S-100) bus (VI0 thru VI7) is asserted, BIRQ L is sent back to the LSI-11 to request interrupt service. The

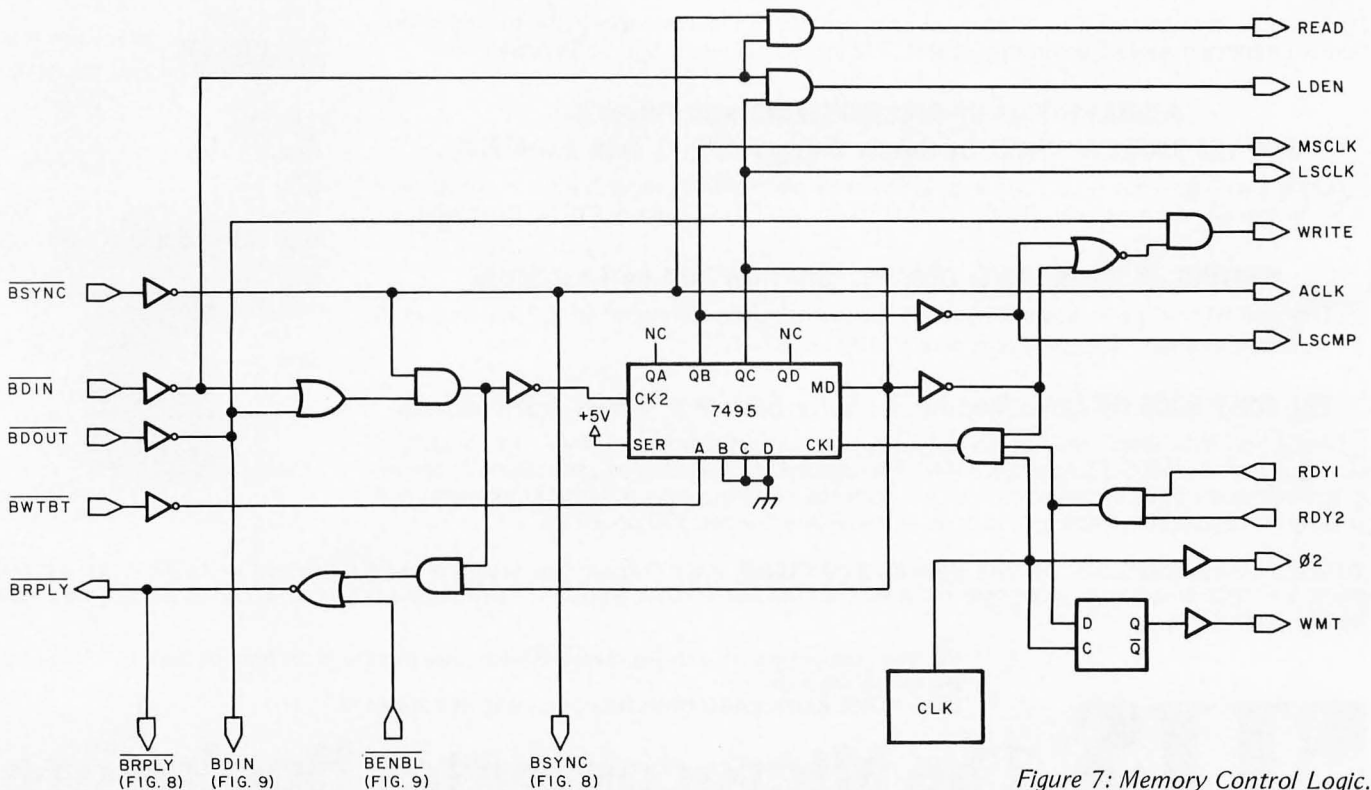



Figure 7: Memory Control Logic.





## 8080A/8085 ASSEMBLY LANGUAGE PROGRAMMING by Lance A Leventhal

This book provides an introduction to assembly language programming for the 8080A and the 8085 processors. Included are sections on the instruction sets for the two processors, assemblers, simple program examples, code conversion, tables and lists, sub-routines, IO, interrupts, program design, and debugging. Many examples and illustrations are included. 467 pp. \$8.50.

## ASSEMBLY LEVEL PROGRAMMING FOR SMALL COMPUTERS by Walter J Weller


One of the most professionally produced books we've seen. From front cover to back, this book is clear, detailed, and beautifully produced. Using a pseudo mnemonic assembly language, Walter Weller takes you inside the whys and hows of table referencing, data stacks, number conversions, floating point arithmetic, and much, much more. Surely one of the most complete books on this topic. 276 pp. \$14.95 hardcover.

## BASIC BASIC by James S Coan

If you're not already familiar with BASIC, James Coan's **Basic BASIC** is one of the best ways to learn about this popular computer language. BASIC (which stands for Beginner's All-Purpose Symbolic Instruction Code) is easy to learn and easy to apply to many problems. **Basic BASIC** gives you step-by-step instructions for using a terminal, writing programs, using loops and lists, solving mathematical problems, understanding matrices and more. The book contains a wealth of illustrations and example programs, and is suitable for beginners on many different levels. It makes a fine reference for the experienced programmer, too. \$8.95.

## ADVANCED BASIC by James S Coan

**Advanced BASIC** is the companion volume to James Coan's **Basic BASIC**. In this book you'll learn about some of the more advanced techniques for programming in BASIC, including string manipulation, the use of files, plotting on a terminal, simulation and games, advanced mathematical applications and more. Many useful algorithms are covered, including some clever sorting techniques designed to reduce program execution time. As with **Basic BASIC**, there are many illustrative example programs included. **BASIC** doesn't have to be basic with **Advanced BASIC!** \$7.95.





## STRUCTURED PROGRAMMING IN APL by Dennis Geller & Daniel P Freedman

"...Our approach is to present the fundamentals of structured programming in APL. Students may go on from here to learn to write faster programs or more compact programs, or more aesthetic programs; this we hope, is where they learn to write working programs." From the Preface. \$9.95.

## APL AN INTERACTIVE APPROACH 2nd edition, revised by Gilman & Rose

Here's an excellent way to introduce yourself to the APL language. APL is rapidly becoming one of the most popular high level languages in the computer field because of its clarity and conciseness. Gilman and Rose have extensively updated their popular book to include the latest information about APL and the various forms now in use. Since the examples are all carefully spelled out, this book is particularly recommended for those who do not have access to an APL terminal. Answers to all problems are included. \$11.95.



# Break the Language Barrier

AND COMMUNICATE WITH YOUR COMPUTER

# BITS<sup>TM</sup>

## The Microcomputer Bookstore

25 Route 101 West  
Peterborough, NH 03458

DIAL YOUR BANK CARD ORDERS ON OUR TOLL-FREE HOT LINE: 1-800-258-5477.

Name \_\_\_\_\_

Address \_\_\_\_\_

City \_\_\_\_\_ State \_\_\_\_\_ Zip \_\_\_\_\_

Signature \_\_\_\_\_

My check enclosed:

Check #: \_\_\_\_\_

Amount: \_\_\_\_\_

My card #: \_\_\_\_\_

Expires: \_\_\_\_\_

Total

Number of books \_\_\_\_\_

Postage \$.75/book or  
\$1.00 outside U.S. \_\_\_\_\_

Grand Total \_\_\_\_\_



Prices subject to change without notice.

Dealer Inquiries Invited.

You may photocopy this page.







# the electric pencil II™

© 1978 Michael Shrayner

The Electric Pencil II is a Character Oriented Word Processing System. This means that text is entered as a string of continuous characters and is manipulated as such. This allows the user enormous freedom and ease in the movement and handling of text. Since line endings are never delineated, any number of characters, words, lines or paragraphs may be inserted or deleted anywhere in the text. The entirety of the text shifts and opens up or closes as needed in full view of the user. The typing of carriage returns as well as word hyphenation is not required since lines of text are formatted automatically.

As text is typed in and the end of a screen line is reached, a partially completed word is shifted to the beginning of the following line. Whenever text is inserted or deleted, existing text is pushed down or pulled up in a wrap around fashion. Everything appears on the video display screen as it occurs which eliminates any guesswork. Text may be reviewed at will by variable speed scrolling both in the forward and reverse directions. By using the search or the search and replace function, any string of characters may be located and/or replaced with any other string of characters as desired.

When text is printed, The Electric Pencil II automatically inserts carriage returns where they are needed. Numerous combinations of line length, page length, line spacing and page spacing allow for any form to be handled. Character spacing, **BOLD FACE**, multicolumn as well as bidirectional printing are included in the Diablo versions. Right justification gives right-hand margins that are even. Pages may be numbered as well as titled. This entire page (excepting the large titles and logo) was printed by the Diablo version of The Electric Pencil II in one pass.

## Now on CP/M

You've probably seen The Electric Pencil in action by now. It's the most powerful 8080/Z80 character oriented word processor on the market today. Michael Shrayner is now proud to present the new Electric Pencil II.


**NEW FEATURES:** !!! CP/M Compatible !!! Disk Operating System Supports Four Disk Drives !!! Simple File Management !!! Quick and Easy Disk Storage and Retrieval !!! Dynamic Print Formatting !!! Multicolumn Printing !!! Print Value Chaining !!! Page-at-a-time Scrolling !!! New Bidirectional Multispeed Scrolling Controls !!! New Subsystem with Print Value Scoreboard !!! Automatic Word and Record Number Tally !!! Cassette Backup Capability !!! Full Margin Control !!! End-of-Page Control !!! Non-Printing Text Commenting !!! Line and Paragraph Indentation !!! Centering !!! Underlining !!! **BOLD FACE** !!!

**W I D E S C R E E N V I D E O !!!**  
Available to Imsai VIO video users for a huge 80x24 character screen !!

## HAVE WE GOT A VERSION FOR YOU ?

The Electric Pencil II operates with any 8080/Z80 based microcomputer that supports a CP/M disk system and uses a Imsai VIO, Processor Technology VDM-1, Polymorphic VTI, Solid State Music VB-1B, Vector Graphic Flashwriter or any similar memory mapped video interface. Specify when using CP/M that has been modified for Micropolis or North Star disk systems as follows: For North Star add suffix A to version number, for Micropolis add suffix B to version number, e.g. SS-IIA, DV-IIB.

Vers.	Video	Printer	Price
SS-II	SOL	TTY or similar	\$225.
SP-II	VTI	TTY or similar	\$225.
SV-II	VDM	TTY or similar	\$225.
SI-II	VIO	TTY or similar	\$250.
DS-II	SOL	Diablo 1610/20	\$275.
DP-II	VTI	Diablo 1610/20	\$275.
DV-II	VDM	Diablo 1610/20	\$275.
DI-II	VIO	Diablo 1610/20	\$300.



**MICHAEL SHRAYNER SOFTWARE**  
1253 Vista Superba Drive  
Glendale, CA 91205  
(213) 956-1593

The Electric Pencil I is still available for non CP/M users:

Vers.	Video	Printer	Cassette	Disk Drive	Price
SS	SOL	TTY or similar	CUTS	---	\$100.
SP	VTI	TTY or similar	Tarbell	---	\$100.
SV	VDM	TTY or similar	Tarbell	---	\$100.
SSN	SOL	TTY or similar	CUTS	North Star	\$125.
SPN	VTI	TTY or similar	Tarbell	North Star	\$125.
SVN	VDM	TTY or similar	Tarbell	North Star	\$125.
DS	SOL	Diablo 1610/20	CUTS	---	\$150.
DP	VTI	Diablo 1610/20	Tarbell	---	\$150.
DV	VDM	Diablo 1610/20	Tarbell	---	\$150.
DSN	SOL	Diablo 1610/20	CUTS	North Star	\$175.
DPN	VTI	Diablo 1610/20	Tarbell	North Star	\$175.
DVN	VDM	Diablo 1610/20	Tarbell	North Star	\$175.

## coming attractions

Sort & Merge Utility !!!

The NEC printer package !!!

The HELIOS Electric Pencil !!!

Pencil to CP/M file conversion !!!

CP/M to Pencil file conversion !!!

**Demand a demo from your dealer!**



# Math in the Real World

**Joel Boney**  
**Motorola Inc**  
**6707 LaSalle**  
**Austin TX 78723**

Your system is completed. You bought a kit with lots of memory and spent many hours assembling it. The manufacturer's manuals are dog eared. You've read various works on computer programming which inspired you to write integer multiply and divide routines and create your own mathematical statement processor. The routines are thoroughly debugged and now you are ready to enter your first mathematical statement:  $5 \div 2 =$ . The computer promptly responds with '2'. Well, that's not really wrong in integer arithmetic where remainders are often dropped, but most of us learned in the third grade that  $5 \div 2$  really equals 2.5. How do you get your computer to answer 2.5 instead of 2? Read on. The answer lies in floating point or real representation and manipulation of numbers.

$$\begin{aligned} 1 \times 10^2 &= 100.00 \\ 2 \times 10^1 &= 20.00 \\ 5 \times 10^0 &= 5.00 \\ 7 \times 10^{-1} &= 0.70 \\ 6 \times 10^{-2} &= 0.06 \end{aligned}$$

The decimal point merely tells where the boundary exists between the positive powers of ten and the negative powers of ten. Numbers to the left of the decimal point are positive powers of ten and those to the right are negative powers of ten. In binary (base 2) numbers the same rule applies. The base 10 equivalent of the binary number 101.11 is:

$$\begin{aligned} 1 \times 2^2 &= 1 \times 4 &= 4.00 \\ 0 \times 2^1 &= 0 \times 2 &= 0.00 \\ 1 \times 2^0 &= 1 \times 1 &= 1.00 \\ 1 \times 2^{-1} &= 1 \times .5 &= 0.50 \\ 1 \times 2^{-2} &= 1 \times .25 &= 0.25 \\ && \hline && 5.75 \end{aligned}$$

## Floating Point

A floating point number is a number that can be represented by an integer portion and a fractional portion. The number 2.5 is a floating point or real number; so are 3.3, 0.9 and 2.0. All can be represented by an integer part and a fractional part. The numbers: 1, 8 and 17 are not real since they have no fractional portion. Numbers in scientific notation such as  $2.37 \times 10^8$  are real.

Before jumping head first into how to represent floating point numbers in the computer, an understanding of how floating point numbers are represented in base ten is instructive. For example, in the number 125.76, the digit positions correspond to:

The '.', which is now called a binary point, denotes the division between positive and negative powers of two. This concept can be expanded to any base, but here we will only consider base 10 and base 2. In general the '.' might be called the "base point."

Quite often it is more convenient to represent real decimal numbers in scientific notation. This allows both very small and very large numbers to be written with the fewest number of digits (eg:  $3.75 \times 10^{-10}$ , rather than 0.00000000375). Numbers in scientific notation are represented by three parts: integer portion, fractional portion and exponent. In order to conserve memory within the computer and to make calculations have fewer steps, it is more convenient to represent all real numbers with only a fraction and an exponent. This is accomplished by moving all digits to the right of the base point while adjusting the exponent appropriately. Thus all numbers are of the form:  $.FFF \times 10^{EE}$  in base 10 (where "FFF" are the fractional digits and "EE" is an expression for the power of ten exponent). This change of form does not in any way alter the value of the number or change the accuracy of the subsequent calculations. For example:  $3.75 \times 10^2$

## About the Author

*Joel Boney is currently employed by Motorola in its Integrated Circuits Division plant in Austin TX. He is responsible for the software input in the system and architectural design for future Motorola processors and peripheral chips. He is currently involved in the MC6809 and MC6805 projects.*

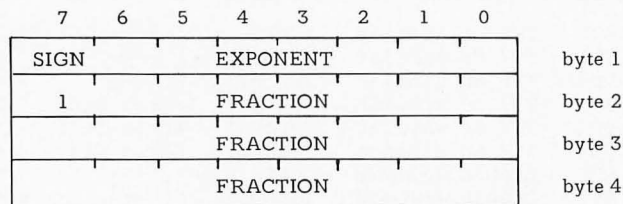


Figure 1: Format for the arrangement of data in the computer's memory for the binary floating point representation described here. The high order bit of byte 2 will usually be '1' because of normalization. The only time that this will not happen is when the number being represented is zero.



Binary							Decimal	
00000000	.10000000	00000000	00000000	=	0.5	x	2 <sup>0</sup>	= 0.5
00000001	.10000000	00000000	00000000	=	0.5	x	2 <sup>1</sup>	= 1.0
00000001	.11000000	00000000	00000000	=	0.75	x	2 <sup>1</sup>	= 1.5
10000001	.11000000	00000000	00000000	=	-0.75	x	2 <sup>1</sup>	= -1.5
01111111	.10000000	00000000	00000000	=	0.5	x	2 <sup>-1</sup>	= 0.25
11111111	.10000000	00000000	00000000	=	-0.5	x	2 <sup>-1</sup>	= -0.25
00000000	.10000000	00000000	00000001	=	0.50000006	x	2 <sup>0</sup>	= 0.50000006

Table 1: An example of binary floating point numbers and their decimal equivalents.

becomes  $0.375 \times 10^3$  thus eliminating the integer portion of the number.

If the fractional portion of a number has a fixed number of digits as is the case within a computer, then the greatest accuracy is achieved if the digit following the base point is nonzero. Using a 5 digit fraction, the number  $0.37868 \times 10^5$  is more accurate than  $0.03787 \times 10^6$ . We now have formulated two rules that will make calculations easier and maintain maximum accuracy:

- Floating point numbers will consist of only a fraction and an exponent.
- Floating point numbers will be adjusted so that no zeros immediately follow the base point.

The only exception to these rules is the number zero which is allowed to violate rule two. Manipulating numbers so that they conform with the above rules is called normalization.

All of the above examples were in base ten, but as might be expected the concepts are just as valid in base two except the exponent is now a power of two instead of ten. Therefore, numbers are of the form:  $.FFF \times 2^{EE}$  (where *FFF* and *EE* are now hexadecimal representations of binary numbers). At this point we must decide upon a specific format to use within the computer that will give sufficient accuracy without wasting memory. A fraction containing 24 bits gives an accuracy of  $1/2^{24}$  or about seven decimal places. A two's complement exponent of base 2 containing seven bits gives an exponent range of approximately  $\pm 10^{19}$ . This format has sufficient magnitude range for many applications and can represent numbers over 38 decimal orders of magnitude.

There are several common formats for floating point numbers. In some, the exponent is a power of 16 and a fraction is considered normalized if any of the four most significant bits are set. Exponents are often represented in "excess" form

Listing 1: Algorithm for inputting real numbers. This algorithm will result in a floating point number in the four byte form described in this article.

```

Begin
  Clear exponent and integer of answer
  Clear fraction of answer (4 bytes)
  Do while input character ≠ '.'
    If input character = '-' then set fraction sign = 1
    If input character is a number then
      Convert input character from ASCII to binary
      Integer: = integer * 10 + input number
    Endif
  Enddo
  N: = 1
  Do while input character = number and N < 8
    Convert input character from ASCII to binary
    Fraction: = fraction + (Table(N) * input number)
    N: = N + 1
  Enddo
  Do while integer > 0
    Shift integer and fraction one bit right
    Increment exponent
  Enddo
  Normalize answer
  Roundup answer
  Delete integer portion and fraction byte 4
End

```

instead of two's complement form. In this form some appropriate number is added to all exponents so they are all positive. The specific format I chose consists of four 8 bit bytes for each number and is shown in figure 1. The high order bit (bit 7 typically) of byte one is the algebraic sign of the number (1 = -). The low order seven bits of the first byte (bit 6 to bit 0) are the signed two's complement value of the exponent. Bytes two, three and four contain the normalized unsigned fraction with the understood binary point preceding byte two. Note that bit seven of byte two is 1 for all normalized numbers except zero because of normalizing rule two.

Some sample numbers and their decimal equivalents are given in table 1.

## Ins and Outs

Now that we've defined a format for real numbers, how can we put it to use? Several subroutines will be required. We need to be able to read real numbers from a terminal



and convert them to our defined format and vice versa. Also, we need to outline how we can operate on real numbers once they are converted. First, the ins and outs.

The conversion to and from the terminal

Table 2: Decimal fraction to binary equivalent conversions. The table covers only the first seven digits since the accuracy of the routines we are considering is only seven places. This conversion assumes that the exponent is set to zero.

Decimal		Binary				
0.1	=	00011001	10011001	10011001	10011001	= 10 <sup>-1</sup>
0.01	=	00000010	10001111	01011100	00101000	= 10 <sup>-2</sup>
0.001	=	00000000	01000001	10001001	00110111	= 10 <sup>-3</sup>
0.0001	=	00000000	00000110	10001101	10111000	= 10 <sup>-4</sup>
0.00001	=	00000000	00000000	10100111	11000101	= 10 <sup>-5</sup>
0.000001	=	00000000	00000000	00010000	11000110	= 10 <sup>-6</sup>
0.0000001	=	00000000	00000000	00000001	10101101	= 10 <sup>-7</sup>

Example 1.

1	x	0.10	=	1	x	00011001	10011001	10011001	10011001
+	5	x	0.01	=	5	x	00000010	10001111	01011100
							00100110	01100110	01100110
									01100001

Example 2.

Integer	Fraction				Exponent
00001101	00100110	01100110	01100110	01100001	00000000

Example 3.

Integer	Fraction				Exponent
00000000	11010010	01100110	01100110	01100110	00000100

Example 4.

Exponent	Fraction		
00000100	11010010	01100110	01100110

Table 3: Portion of table used to convert the exponent of 2<sup>e</sup> into decimal notation of the form F x 10<sup>Exp</sup>.

e (index)	Exp (1 byte)		F (3 bytes)	
.	.	.	.	.
4	00000010 (2)	00101000	11110101	11000001 (0.16)
3	00000001 (1)	11001100	11001100	11001100 (0.80)
2	00000001 (1)	01100110	01100110	01100110 (0.4)
1	00000001 (1)	00110011	00110011	00110011 (0.2)
0	00000000 (0)	00000000	00000000	00000000 (0)
1	00000000 (0)	10000000	00000000	00000000 (0.5)
2	00000000 (0)	01000000	00000000	00000000 (0.25)
3	00000000 (0)	00100000	00000000	00000000 (0.125)
.	.	.	.	.
.	.	.	.	.

is the most difficult part of handling floating point numbers. An attempt is made here to outline a procedure that is well adapted to microprocessors. Several other algorithms are outlined in *The Art of Computer Programming, volume 2* by Donald Knuth (see references following this article) including information on converting to and from scientific notation.

Suppose the input string 13.05 is typed at a terminal. Since the computer will see the characters as they are typed left to right, the program in listing 1 can easily convert any number preceding the decimal point into a binary integer. In this example the 13 becomes 00001101, assuming an 8 bit integer. Once the decimal point is read the fraction can be calculated if a table of unnormalized fractions corresponding to the binary equivalent of 10<sup>-n</sup> is stored in memory. Since there is no need for n to be larger than the accuracy of the final format, table 2 was calculated with n equal to seven. Table 2 was calculated using a BASIC program to determine which bits in the fraction should be set. Note that the fractions in this table are 32 bits wide instead of the 24 bits required in the final answer. This is done to insure the accuracy of the conversion. Using this table and starting with a zero exponent byte and zero in a 4 byte fractional portion in the answer, when the first number following the decimal point is typed on the terminal it is multiplied by the table value of the fraction for 0.1 and added to the fraction of the answer. Subsequent inputs are multiplied by 0.01, 0.001, etc, and added to the answer until the bottom of the table is reached after seven inputs or the input string is exhausted. Since the input numbers are 0 thru 9, it is easier and takes less time in a microprocessor to do the multiplication by successive additions. For the example input, 13.15, the fraction is calculated by example 1. Including the integer portion and the exponent the input becomes the representation in example 2. Normalizing this by shifting the integer and fraction four bits to the right and adding 4 to the exponent it becomes example 3.

Now the integer portion and the low order byte of the fraction can be deleted after incrementing the next to low order byte if bit seven of the low order byte was set (rounding up). See example 4 for the final value in the correct 4 byte format. Had the input number been -13.05 instead of +13.05, the only difference in the number generated would be bit seven of the exponent (fraction sign bit) would be set. Note that if the input had been something like 0.005 the normalizing process described above would require left shifts of the frac-



tion while decrementing thus creating a negative exponent.

Outputting real numbers is slightly more difficult. The fraction and exponent part must be dealt with simultaneously since conversion of the exponent from base 2 to 10 will affect the fraction. Due to this complexity, it is preferable to output real numbers in scientific notation. The output form that is used is 1305 E + 2 instead of  $0.1305 \times 10^{+2}$ .

To accomplish the conversion we will need a rather large (4 by 128 byte) table to convert  $2^e$  (where e is the exponent of the real number to be output) to  $F \times 10^{\text{Exp}}$  (where F is an unnormalized fraction in our 3 byte notation and Exp is the power of 10 of the number we wish to print. A portion of the middle of the table is given in table 3.

The base 2 exponent e is not a member of the table, but is used as the index into the table to retrieve values of Exp and F. Using e we access the table and multiply the fraction F times the fraction of the number we wish to output using a multiply fraction subroutine described later. The resultant fraction of this multiplication will be the fraction that must be converted and printed followed by the letter E and the decimal value of Exp, including its sign, from the table to obtain the desired scientific notation.

Printing of the fraction uses the same table as used for converting to real format. In the first iteration the binary fraction for 0.1 is subtracted from the fraction until the fraction goes negative. For each subtraction except the last a counter is incremented and becomes the number to print. After the number is printed, the fractional value of 0.1 is added back into the fraction. This whole process is effectively a binary divide by 0.1. After 0.1 is added back, the procedure is repeated for 0.01, 0.001, etc, until all seven output digits are printed. This process is summarized in listing 2.

It should be noted that the above algorithms pose particular problems on various implementations and the programmer should be cautious of such things as overflow and carry flags as well as round off errors while doing the multiprecision operations.

### The Arithmetic

Now we have a format for floating point or real numbers and we know how to input and output them. All that remains is the internal manipulation subroutines. All these subroutines require two normalized real arguments, which in the following text and listings will be referred to as argument 1 (ARG1) and argument 2 (ARG2). They all

*Listing 2: Algorithm for outputting real numbers. This algorithm uses table 2 to convert the fraction. The output algorithm shifts the fraction and integer part left until the exponent equals zero or bit 7 of the integer word is set to 1. If bit 7 of the integer word is set, any further shifts will destroy the number.*

```
Type entry = record of
    Exp: 8 bit binary
    F: 24 bit fraction
Var conv-table: array [-64..63] of entry
    table: array [1..7] of 24 bit fraction
(* e is the base 2 exponent of the number to be output*)
Begin
    Fraction: = conv-table[e].F * fraction of number to be output
    If Fraction sign = 1 then print '-'; endif
    Print decimal point
    N: = 1
    Do while N < 8
        CTR: = -1
        Do while fraction is positive
            Fraction: = fraction-table(N)
            CTR: = CTR + 1
        Enddo
        Fraction: = fraction + table (N)
        Convert CTR to ASCII and print it
    Enddo
    Print 'E'
    If conv-table[e].Exp is negative then print '-'; Endif
    Convert conv-table[e].Exp to decimal ASCII and print it
End
```

create a normalized real answer (ANS). We will use the predefined format except that during the internal manipulation some extra bits are occasionally needed at the right of the fraction to retain accuracy. Only a couple of bits are necessary, but since most microprocessors have 8 bit words, it is easier to add a whole byte to each fraction thus creating a 4 byte fraction instead of the prescribed three bytes. This fraction will be rounded to a 3 byte fraction in the defined format before returning to the caller of the manipulation subroutines.

Addition is defined as ARG1 + ARG2 = ANS. Once again the base 10 analogy will be useful in understanding how to implement an algorithm. If we desire the sum of the two normalized real numbers  $0.375 \times 10^5$  and  $0.22 \times 10^4$ , we must first make the exponents equal before we can add the fractions. Once the exponents are equal, the fractions can be added and the answer given the common exponent. Thus, the example becomes:

$$\begin{array}{r} 0.375 \times 10^5 \\ + 0.022 \times 10^5 \\ \hline 0.397 \times 10^5 \end{array}$$

To make the exponents equal in this example, the number with the smaller exponent was shifted right n decimal digits and its exponent incremented by n. It is desirable to adjust the smaller number since shifting the larger number would require left shifts that might result in numbers being shifted into the integer portion which



would violate the defined format. Any shifting, however, can create accuracy problems in a fixed digit (or bit) computer, since if the magnitude of two numbers differs by a large amount, their sum will be equal to the larger number. For example, if we had a calculator with six digits for a fraction and we added  $0.300 \times 10^8$  and  $0.20 \times 10^0$ , the answer would be  $0.300000 \times 10^8$  since shifting  $0.20$  seven digits to the right would cause it to become zero.

*Listing 3: Algorithm for real addition and subtraction. Before additions or subtractions can take place the numbers must be manipulated so that their exponents are equal.*

```

Begin
  Do while exponent ARG1  $\neq$  exponent ARG2
    If exponent ARG1 > exponent ARG2 then
      Shift fraction ARG2 right one bit
      Increment exponent ARG2
    Else
      Shift fraction ARG1 right one bit
      Increment exponent ARG1
    Endif
  Enddo
  If fraction ARG1 is negative then 2's complement fraction ARG1;Endif
  If fraction ARG2 is negative then 2's complement fraction ARG2;Endif
  If operation is addition then
    Fraction ANS: = fraction ARG1 + fraction ARG2
  Else
    Fraction ANS: = fraction ARG1 - fraction ARG2
  Endif
  Exponent ANS: = exponent ARG1 or ARG2
  Normalize ANS
  Roundup ANS
End

```

*Listing 4: Real multiplication algorithm. When multiplying real numbers it is not necessary to worry about the exponents being equal. Multiplication can take place under any conditions.*

```

Begin
  Fraction ANS: = fraction ARG1 * fraction ARG2
  Exponent ANS: = exponent ARG1 + exponent ARG2
  Set overflow flag if exponent overflowed or underflowed
  Normalize ANS
  Roundup ANS
End

```

*Listing 5: The real division routine must check to see if the dividing number is zero. If it is, the overflow flag is set and the routine is ended. The fractional part of the number to be divided should always be smaller than the dividing number. This is assured by shifting the number to be divided one place left and incrementing the exponent.*

```

Begin
  If fraction ARG2 = 0 then
    Set overflow flag
  Else
    Shift fraction ARG1 one bit right
    Increment exponent ARG1
    Fraction ANS: = fraction ARG1/fraction ARG2
    Exponent ANS: = exponent ARG1 - exponent ARG2
    Set overflow if exponent overflowed or underflowed
    Normalize ANS
    Roundup ANS
  Endif
End

```

Binary real addition is identical to the above decimal example except the shifts are by  $n$  binary bits and the exponent is a power of 2. The algorithm in listing 3 first checks to see if the exponents are equal. If not equal, the fraction of the smaller argument is shifted one place right and its exponent incremented. This continues until the exponents are equal. Since our format stores the fractions as absolute unsigned values, all the fractional portions of negative fractions must be two's complemented before addition can proceed. Once the negation of any negative fractions is completed, the fractions can be added by a multiprecision addition. The fractional portion of the answer is then composed of the sum of the adjusted fractions and the exponent becomes the common exponent. This answer may need to be normalized. In fact, all the manipulation subroutines will require a check for normalization before exit, and therefore a subroutine to normalize arguments is desirable.

Subtraction is defined as  $ARG1 - ARG2 = ANS$ . The subtraction routine is identical to the addition routine except a multiple precision subtract is substituted for the addition. In most implementations the addition and subtraction routines are the same routine with a flag to indicate whether a subtraction or addition of the fraction should occur.

Multiplication of real numbers is easier than addition since the fractions can be multiplied regardless of the exponents. The multiplication algorithm in listing 4 is defined as:  $ARG1 * ARG2 = ANS$ . The multiplication of the fractions involves a 32 bit by 32 bit multiplication, but only the most significant 32 bits of the result are necessary which reduces the complexity of the multiplication somewhat.

For details on writing a multiplication subroutine check the references, or better yet check the user group library for your microprocessor to see if one already exists. The biggest problem with real multiplication is that overflow or underflow of the exponent can occur during the addition of the exponents. Therefore, the subroutine must take precautions to check for overflow or underflow and flag the result as erroneous if either occurred. The answer obtained by the above algorithm may need to be normalized before returning it to the caller.

Division is similar to multiplication and is defined as  $ARG1/ARG2 = ANS$ . Since most division algorithms will not terminate if  $ARG2$  is equal to zero, the division algorithm in listing 5 first checks the fraction of  $ARG2$  to see if it is zero. If it is zero, the algorithm should return with an



overflow indication. Also, many division algorithms require that the fraction of ARG1 be smaller than the fraction for ARG2. The division routine could check to see if this condition exists, or better yet, since we know both numbers are normalized (ie: the most significant bit is set) and since we have added an extra byte for accuracy, we can always shift ARG1 one bit to the right and insure that it is less than ARG2. Of course, we must add one to ARG1's exponent to compensate for the right shift. Now we can proceed with a normal 32 by 32 bit divide of the fractions. Once the fractional portion of the answer is complete, the exponent of the answer is equal to the exponent of ARG1 minus the exponent of ARG2. Again precautions must be taken to insure (or at least flag) that no underflow or overflow of exponents has occurred. The answer may need to be normalized.

### Conclusion

This article has attempted to give an overview of what is necessary to create a package of floating point subroutines that can be used for many applications. Floating point manipulation is not trivial and some microprocessors will be better adapted to the task than others. Instructions that can handle multiple precision arguments such as "add with carry," "subtract with carry" in conjunction with shifts and rotates on memory make the implementation simpler. Be cautioned that the procedures outlined are general and any particular microprocessor will require special procedures to adjust for processor peculiarities. In any case, it seems the majority of the code is dedicated to shifting fractions right or left to insure accuracy or in checking for various error conditions.

On the positive side, a good debugged binary floating point package takes less memory and runs faster than the decimal floating point implemented in many BASIC packages. The add, subtract, multiply and divide routines lay the framework for the programmer to create more exotic subroutines such as sine, cosine, etc. Best of all, when we ask our computer to divide 5 by 2, it responds with 2.5. ■

### REFERENCES

1. Knuth, Donald E, *The Art of Computer Programming, volume 2*, Addison-Wesley, 1969.
2. *Digital Computer Design Fundamentals*, McGraw-Hill, 1962, pages 70 thru 73.
3. Boney, Joel, *Floating Point Package*, Motorola User Group Library, 1976.

## NEW SOFTWARE AVAILABLE FOR

### NORTH STAR ★ COMPUTERS


The following software is now being offered for use on the North Star disk systems and Horizon Computers.

CP/M™ FDOS and Utilities		From \$145
Microsoft FORTRAN-80		\$400
Microsoft COBOL-80		\$625
Microsoft Disk Extended BASIC		\$300
Xitan SUPER BASIC	(A3)	\$99
Xitan DISK BASIC	(A3+)	\$159
Xitan Z-TEL Text Editor	(A3, A3+)	\$69
Xitan Text Output Processor	(A3, A3+)	N/A
Xitan Macro ASSEMBLER	(A3, A3+)	\$69
Xitan Z-BUG	(A3+)	\$89
Xitan LINKER	(A3+)	\$69
Xitan Package A3 (as keyed above)		\$249
Xitan Package A3+ (as keyed above)		\$409
Xitan Fortran IV		\$349
CBASIC Compiler/Interpreter BASIC		\$95
MAC Macro Assembler		\$100
SID Symbolic Instruction Debugger		\$85
TEX Text Formatter		\$85
BASIC-E Compiler/Interpreter BASIC		\$30
Accounts Receivable		\$750
NAD Name & Address Processor		\$79
QSORT Disk File Sort/Merge Utility		\$95

Available from computer stores nationwide or order direct from:

**LIFEBOAT ASSOCIATES**  
164 W. 83rd Street  
New York, N.Y. 10024  
(212) 580-0082

## KIMSI



### The KIM to S-100 bus Interface/Motherboard

- Combines the power of the 6502 with the flexibility of the S-100 bus
- Attaches to any unmodified KIM
- Complete interface logic and fully buffered motherboard in one unit
- On-board regulation of power for KIM
- Eight slots of S-100 compatibility for additional RAM, Video and I/O boards, PROM Programmers, Speech processors . . .
- Includes all parts, sockets for ICs, one 100 pin connector, and full Assembly/Operating documentation

◆ Kit \$125, Assembled \$165

◆ All units shipped from stock


### FORETHOUGHT PRODUCTS

P.O. Box 386-F  
Coburg, OR 97401





# Our MacroFloppy™ goes twice the distance. For \$695.



Circle 235 on inquiry card.

Introducing the Micropolis MacroFloppy™:1041 and :1042 disk drive sub-systems. For the S-100/8080/Z-80 bus. Packing 100% more capacity into a 5 1/4-inch floppy disk than anyone else. 143K bytes, to be exact. For as little as \$695.

The MacroFloppy:1041 comes with the Micropolis Mod I floppy packaged inside a protective enclosure (without power supply). And includes an S-100 controller. Interconnect cable. Micropolis BASIC User's Manual. A diskette containing Micropolis BASIC, and a compatible DOS with assembler and editor. The :1041 is even designed to be used either on your desk top, or to be integrated right into your S-100 chassis.

The MacroFloppy:1042 comes with everything the :1041 has, and more. Such as d.c. regulators, its own line voltage power supply, and, to top it off, a striking cover. Making it look right at home just about anywhere.

Both MacroFloppy systems are fully assembled, tested, burned-in, and tested again. For zero start-up pain, and long term reliability. They're also backed up by our famous Micropolis factory warranty.

And both systems are priced just right. \$695 for the MacroFloppy:1041 and \$795 for the MacroFloppy:1042.

You really couldn't ask for anything more.

At Micropolis, we have more bytes in store for you.

For a descriptive brochure, in the U.S. call or write Micropolis Corporation, 7959 Deering Avenue, Canoga Park, California 91304. Phone (213) 703-1121.

Or better yet, see your local dealer.

**MICROPOLIS™**  
More bytes in store for you.

## Event Queue

**September 6-8, COMPCON Fall '78**, Capitol Hilton Hotel, Washington DC. Sponsored by the IEEE Computer Society, this conference will cover computers and communications, interfaces and interactions. Such topics as microprocessors in communications, multiple computer systems, advances in communications technology and many others will be discussed at this conference. Contact Kenneth H Crandall Jr, COMPCON Fall '78, POB 639, Silver Spring MD 20901.

**September 11-12, Microprocessors: Hardware, Software and Application**, Worcester Polytechnic Institute, Worcester MA. This intensive, highly focused program is geared specifically for technical professionals who need comprehensive knowledge of the latest microprocessor technology. It will give the attendee a better understanding of current and future microprocessor based systems, likely trends and relevant technologies and a firm foundation in critical areas of microprocessor system design and project management. Contact Continuing Professional Education, Wor-

cester Polytechnic Institute, Worcester MA 01609.

**September 11-15, Coding and Information Theory**, Georgia Institute of Technology. This course will present the fundamentals of representation, storage and transmission of data. Protection against storage and transmission errors using error detection and error correcting (including Hamming) codes will be developed. Efficiency enhancement through information compressing codes, predictive run encoding and Markov chains (probabilistic finite state machines) will be discussed. Contact Short Course Program Office, 6266 Boelter Hall, UCLA Extension, Los Angeles CA 90024, (213) 825-3344 or 825-1295.

**September 12-14, Computers in Cardiology**, Stanford University. This conference will include contributed presentations on the application of computers to cardiovascular research, diagnosis and treatment. Contact Mrs Droni Moo, conference coordinator, Cardiology Division, Stanford University School of Medicine, 701 Welch Rd, Suite 3303, Palo Alto CA 94304, (415) 497-7507.

**September 12-14, WESCON/78 Show and Convention**, Los Angeles Convention Center and Los Angeles Bonaventure Hotel. Contact Electronic Conven-

tions Inc, 999 N Sepulveda Blvd, El Segundo CA 90245, (213) 772-2965.

**September 15-17, 2nd Annual Personal and Business Small Computer Show**, New York Coliseum, New York NY. Exhibitors will include major manufacturers, distributors and publications in the computer field. A lecture series will include topics of interest to business and professional people, hobbyists and the general public. Contact D R McGlynn, 71 N Moger Av, Mt Kisco NY 10549.

**September 18-20, Computer Cryptography**, The George Washington University. This course is designed to aid managers and users of computer systems in the protection of computer data. Commercial products will be discussed generically and relative capabilities discussed in general. Emphasis will be placed on the implementation, use, cost and impact of cryptographic systems in computers and in evolving computer networks. Contact Continuing Engineering Education Program, George Washington University, Washington DC 20052, (202) 676-6106 or the toll free number (800) 424-9773.

**September 18-22, Digital Filters**, Georgia Institute of Technology. This course will provide a practical introduction to the subject of digital filters. Topics will include the frequency approach, Fourier



# MetaFloppy™ goes beyond.

The Micropolis MetaFloppy™ gives you more than four times the capacity of anyone else's 5¼-inch floppy. Because it uses 77 tracks instead of the usual 35.

The field-proven MetaFloppy, with thousands of units delivered, comes in a complete family of models. And, like our MacroFloppy™ family of disk drives, MetaFloppy is designed for the S-100/8080/Z-80 bus.

For maximum capacity, choose our new MetaFloppy:1054 system. Which actually provides you with more than a million bytes of reliable on-line storage. For less money than you'd believe possible.

The MetaFloppy:1054 comes complete with four drives in dual configuration. A controller. Power supply. Chassis. Enclosure. All cabling. A new BASIC software package. And a DOS with assembler and editor. There's even a built-in Autoload ROM to eliminate tiresome button pushing.

If that's more storage than you need right now, try our MetaFloppy:1053, with 630,000 bytes on-line. Or our MetaFloppy:1043, with 315,000 bytes on-line. Either way, you can expand to over a million bytes on-line in easy stages, when you need to. Or want to.

In other words, if your application keeps growing, we've got you covered. With MetaFloppy.

The system that goes beyond the floppy.

For a descriptive brochure, in the U.S. call or write Micropolis Corporation, 7959 Deering Avenue, Canoga Park, California 91304. Phone (213) 703-1121.

Or better yet, see your local dealer.



Circle 236 on inquiry card.

## MICROPOLIS™

More bytes in store for you.

series and integrals, nonrecursive filter design, theory of recursive filter design, discrete Fourier transforms, fast Fourier transform implementation, estimation of power spectra and nonlinear phenomena due to quantizing signals. This course will be of interest to those who use linear combinations of data. The emphasis is on its basic nature and practicability. Contact Nonie Watanabe, Short Courses, 6266 Boelter Hall, UCLA Extension, Los Angeles CA 90024.

**September 29-October 1, International Microcomputer Exposition, Dallas Convention Center, Dallas TX.** This exposition will be directed toward all levels of technology from the professional engineer to the beginning computer hobbyist. In addition to the seminars, a panel of experts will be available to answer questions. Contact Beverly Tanner at (214) 271-9311.

**October 5-8, Midwest Personal Computing Show, Apparel Center's Expocenter, Chicago IL.** More than 200 displays featuring the full spectrum of the latest personal computing developments are expected to be presented by manufacturers and distributors. A comprehensive program of seminars, forums and practical application clinics will parallel the four days of exhibits. Contact Midwest Personal Computing Exposition, ISCM, 222 W Adams St, Chicago IL 60606, (312) 263-4866.

**October 16-19, Information Management Exposition and Conference, McCormick Place, Chicago IL.** The theme, strategic planning in the information age, was selected to convey the need for a corporate strategy for the gathering, storage, retrieval, dissemination and management's use of information. Computer equipment to be demonstrated will include large, medium and small systems, mini and micro systems, small business systems, terminals, peripherals, data communication systems, data collection and preparation handling systems, magnetic media and accessories. Contact Clapp & Poliak Inc, 245 Park Av, New York NY 10017.

**October 24-26, Project Management for Computer Systems, New York NY.** This 3 day seminar will illustrate techniques for planning, implementing, installing and controlling projects. Specific examples and case studies will be discussed. This seminar is intended for computer project managers, data processing managers, VPs of administration, financial managers and others involved in EDP systems development and implementation. Contact the University of Chicago, Center for Continuing Education, 1307 E 60th St, Chicago IL 60637.

**October 27-29, BizComp '78, Marriott Motor Hotel, Atlanta GA.** BizComp '78 will highlight the small budget necessary

for the independent business operator to be able to purchase an in-house computer system. All facets of the small business computer industry will be on display from the latest innovations in computers to business software and word processing, supplies and services. Contact Felsburg Associates Inc, 12203 Raritan Ln, POB 735, Bowie MD 20715, (301) 262-0305.

**October 30-November 1, 2nd Annual Data Entry Management Association Conference, Sheraton Harbor Island Hotel, San Diego CA.** The conference theme is data entry today and tomorrow and will concentrate on the human side of data entry and distributed data entry. There will be a full schedule of seminars, panel discussions, and workshops, including hands-on workshops with various vendors' equipment. Contact Marilyn Bodek, DEMA, 16E Weavers Hill, Greenwich CT 06830.


**October 31-November 3, Tulsa Computer Conference, Skyline Sheraton East, Tulsa OK.** Contact Tulsa Chapter Association for Systems Management, 4110 S 100 E Av, Suite 128, Tulsa OK 74145.

**November 5-8, Computer Applications in Medical Care, Washington DC.** This IEEE sponsored symposium on computer applications in medical care is designed to inform physicians and health



**We've  
reduced digitizers to  
two words.**

**Bit Pad™  
Bit Pad™  
Bit Pad™  
Bit Pad™  
Bit Pad™**



Bit Pad is the low-cost digitizer for small computer systems. Better than a joystick or keyboard for entering graphic information, it converts any point on a page, any distance into its digital equivalents. It's also a menu for data entry. You assign a value or an instruction to any location on the pad. At the touch of a stylus, it's entered into your system.

Who can use it? Anyone from the educator and the engineer to the hobbyist and the computer games enthusiast. The data structure is byte oriented for easy compatibility with small computers, so you can add a power supply, stand alone display, cross-hair cursor and many other options.

Bit Pad by Summagraphics. The leading manufacturer of data tablet digitizers. Bit Pad. The only words you need to say when considering digitizers.

**\$1,000 creativity prize.** Just write an article on an original Bit Pad application and submit it to any national small-computer periodical. If the editors publish it—and the decision is solely theirs—Summagraphics will pay you \$1,000.



**Summagraphics®**  
corporation

35 Brentwood Ave., Box 781, Fairfield, CT 06430  
Phone (203) 384-1344. TELEX 96-4348

**Dealer inquiries invited**

care professionals about current and potential applications of computer technology to patient care; and to identify areas of future research and development that need to be addressed. Contact Abund O Wist, PhD, general chairman, Medical College of Virginia, (804) 770-4957.

November 6-8, Asilomar Conference on Circuits, Systems and Computers, Asilomar Hotel and Conference Grounds, Pacific Grove CA. This conference, sponsored by the IEEE Computer Society, will delve into areas such as circuit theory and design, communication and control systems, computer systems, computer aided design, etc. Contact Donald E Kirk, Electrical Engineering Dept, Naval Postgraduate School, Monterey CA 93940.

November 8-11, Asian Business Expo/Hong Kong, Kowloon-Canton Railway Convention Complex, Hung Hom, Hong Kong. This exposition will feature displays of over 100 business services and equipment with the opportunity to participate in seminars. Contact Industrial & Scientific Conference Management Inc, 222 W Adams St, Chicago IL 60606, (312) 263-4866.

November 13-16, COMPSAC, The Palmer House, Chicago IL. The IEEE Computer Society's second international computer software and application conference. This conference will bring together computer practitioners, users and researchers to share their ideas, experiences and requirements for applications software, management techniques, and software development support, including automated techniques. Contact Wallace A Depp, executive director, Processor and Computer Software System Division, Bell Laboratories, Naperville IL 60540, (312) 690-2111.

November 19-22, The 11th Annual Microprogramming Workshop, Asilomar Conference Ground, Pacific Grove CA. This workshop will provide a forum for the discussion and comparison of design techniques for firmware and for the supporting hardware. Informal interaction between groups working in similar research and application environments will highlight the topical session. For more information contact Dr Alice G Parker, Micro-11 program chairman, Dept Electrical Engineering, Carnegie-Mellon University, Pittsburgh PA 15213, (412) 578-2472.

November 28-30, 9th Annual Canadian Computer Show, International Centre, Toronto CANADA. Products displayed at this show will include: computer and data processing equipment, supplies and services, including minicomputers, peripheral hardware and software, keypunch services, consulting and contract programming and timesharing. Contact Industrial Trade Shows of Canada, 36 Butterick Rd, Toronto Ontario M8W 3Z8, (416) 252-7791. ■



# Programming Quickies

## Plugging the KIM-2 Gap

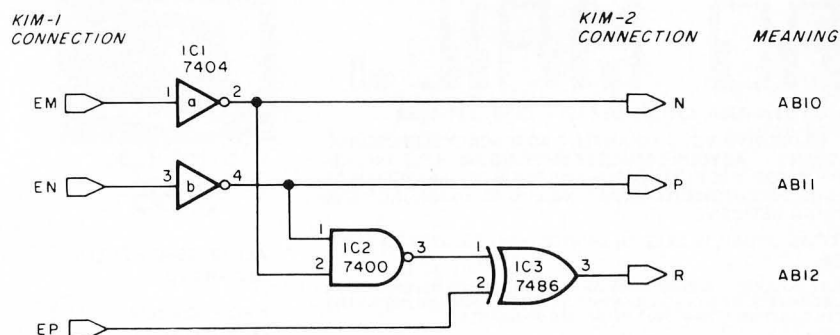
One of my uses of the KIM-1 computer is to create programs that will execute on a smaller dedicated 4 K byte 6500 processor such as the 6505. However, the user manual for the KIM-2 4 K byte memory expansion says the following:

*Note. . .It is not possible to put your expansion memory in the memory block 0400-1400 hex already decoded on KIM-1.*

I want to use the addresses hexadecimal 0000 to 0FFF to hold all the programs and simulated IO routines that will eventually go in the 6505, then use addresses hexadecimal 1000 to 13FF for the programs that test the 6505 programs. Readers with the same problem may care to use my solution which I have been using successfully for some months.

Use address switch setting 0001 for an address range of hexadecimal 1000 to 1FFF. Then modify the connections for address lines AB10, AB11 and AB12 as in figure 1. This modification will map the KIM-1 address range of 0400 to 13FF into a KIM-2 address range of 1000 to 1FFF. ■

Figure 1: Modification to allow the address of the KIM-1 from hexadecimal 0400 to 13FF to be mapped into a KIM-2 address range of 1000 to 1FFF.



Power Wiring Table

Number	Type	+5 V	Gnd
IC1	7404	14	7
IC2	7400	14	7
IC3	7486	14	7

M Garth Notley  
RFD 1 Route 129  
Yorktown Heights NY 10598

# See Sol<sup>®</sup> at all these fine computer centers

**AL:** Birmingham: ICP Computerland, (205) 979-0707. **CA:** Berkeley: Byte Shop, (415) 845-6366. Citrus Heights: Byte Shop, (916) 961-2983. Costa Mesa: Orange County Computer Center, (714) 646-0221. Hayward: Computerland of Hayward, (415) 538-8080. Modesto: Computer Magic, (209) 527-5156. Mountain View: Digital Deli, (415) 961-2670. San Francisco: Computer Center, Inc., (415) 387-2513. San Rafael: Byte Shop, (415) 457-9311. Walnut Creek: Byte Shop, (415) 933-6252. **CO:** Boulder: Byte Shop, (303) 444-6550. Denver: Byte Shop, (303) 399-8995. **CT:** Bethel: Technology Systems, (203) 748-6856. **FL:** Miami: Byte Shop of Miami, (305) 264-2983. **GA:** Atlanta: Atlanta Computer Mart, (404) 455-0647. **IL:** Lombard: Midwest Microcomputer, (312) 495-9887. **IA:** Davenport: The Computer Store of Davenport, (319) 386-3330. **MD:** Towson: Computers, Etc., (301) 296-0520. **MI:** East Lansing: General Computer, (517) 351-3260. Troy: General Computer, (313) 689-8321. **MIN:** Minneapolis: Computer Depot, (612) 927-5601. **MO:** Florissant: Computer Country, (314) 921-4434. **NH:** Nashua: Computerland/Nashua, (603) 889-5238. **NJ:** Cherry Hill: Computer Emporium, (609) 667-7555. Iselin: The Computer Mart of New Jersey, (201) 283-0600. **NY:** Endwell: The Computer Tree, (607) 748-1223. New York: The Computer Mart of New York, (212) 686-7923. White Plains: The Computer Corner, (914) 949-3282. **NC:** Raleigh: ROMs 'N' RAMs, (919) 781-0003. **OH:** Akron: Basic Computer Shop, (216) 867-0808. Columbus: The Byte Shop, (614) 486-7761. **OR:** Beaverton: Byte Shop Computer Store, (503) 644-2486. Portland: Byte Shop Computer Store, (503) 223-3496. Salem: Computer Pathways, (503) 399-0534. **PA:** King of Prussia: Computer Mart, (215) 265-2580. **RI:** Warwick: Computer Power, Inc., (401) 738-4477. **SC:** Columbia: The Byte Shop, (803) 771-7824. **TN:** Kingsport: Microproducts & Systems, (615) 245-8081. **TX:** Arlington: Computer Port, (817) 469-1502. Arlington: Micro Store, (817) 461-6081. Houston: Interactive Computers, (713) 486-0291. Houston: Interactive Computers, (713) 772-5257. Richardson: Micro Store, (214) 231-1096. **UT:** Salt Lake City: Home Computer, (801) 484-6502. **VA:** McLean: The Computer Systems Store, (703) 821-8333. **WA:** Bellevue: Byte Shop Computer Store, (206) 746-0651. Seattle: Byte Shop of Seattle, (206) 622-7196. **WI:** Madison: The Madison Computer Store, (608) 255-5552. Milwaukee: The Milwaukee Computer Store, (414) 259-9140. **CANADA:** London, Ontario: The Computer Circuit Ltd., (519) 672-9370. Vancouver, B.C.: Basic Computer Group Ltd., (604) 736-7474. **AUSTRALIA:** Victoria: Sontron Instruments, (03) 569-7867. **PHILIPPINES:** San Juan, Metro Manila: Integrated Computer Systems, Inc., 784-071. **JAPAN:** Tokyo: Moon base Shinjuku, (03) 375-5078. **GREECE:** Athens: NKA Attikos, Inc., 360-7542. **UNITED KINGDOM:** Huntingdon, England: Comart, Ltd. (0480) 215005. **MEXICO:** Mexico City: Industrias Digitales, 905-524-5132. **VENEZUELA:** Caracas. Componentes Y Circuitos Electronicos, 355-591. **SWEDEN:** Stockholm: Wernor Elektronik, (0)8-717-6288.

## Processor Technology

See ad on pages 8 & 9.



The following is the second BYTE Clubs and Newsletters Directory (the first was published in January 1977 BYTE). The directory was compiled from information supplied by the various clubs listed. A form was sent to all clubs and newsletters listed in the first directory requesting up-to-date information. If the form was not returned, we deleted the club from the second directory. In addition, the listing was correlated with back issues of the magazine and materials on file in the BYTE offices. If information is missing in one or more categories, it means the data was not provided. We will be keeping the file available and updating it for the next directory; so, if there are errors or if you have a new club which has just been formed, send the information to: Laura Hanson, Clubs and Newsletters Editor, BYTE Publications Inc, 70 Main St, Peterborough NH 03458.

The listings follow this form:

1. Name of organization
2. Mailing address
3. Meeting location
4. Meeting algorithm
5. Newsletter or publication
6. Contact person
7. Contact phone number
8. Dues or subscription fees
9. Special interests
10. Other comments

### Zips 00000 - 10000

1. New England Computer Society
2. POB 198  
Bedford MA 01730
3. Mitre Corp Cafeteria, Rt 62, East of  
Rt 3, Bedford MA
4. First Wednesday of month
5. *NECS Newsletter* (monthly)
6. Dave Day, president; Dave Mitton,  
secretary
7. (603) 434-4239, (617) 493-3154,  
respectively

8. \$6 per year
9. Current users groups are PC Net (personal computing network), TRS-80, 6800, Digital Group, PET, RCA-1802.

1. The Alcove Computer Club
2. 230 Main St  
North Reading MA 01864
3. Same
4. Special events
5. None
6. J P Vullo
7. (617) 664-4271
8. None
9. Hardware and software; systems such as MITS, TRS-80.

1. The Boston Computer Society
2. 17 Chestnut St  
Boston MA 02108
3. Commonwealth School  
151 Commonwealth Av (corner  
Dartmouth St)  
Boston MA
4. Fourth Wednesday of every month at  
7 PM
5. Being developed
6. Jonathan Rotenberg
7. (617) 227-1399
8. \$5 per year; includes admission to all  
meetings and events plus mailing list
9. An information exchange and  
resource center based upon members'  
needs. The BCS sponsors: sub-  
groups, advanced and beginner hard-



LEAR SIEGLER ADM/3A  
**\$825**



DIABLO 1620/1  
**\$2790**



T.I. 745 PORTABLE  
**\$1695**

**SATISFACTION  
GUARANTEED**

YOUR MONEY WILL BE RE-  
FUNDED IN FULL IF THE  
EQUIPMENT FAILS TO MEET  
THE MANUFACTURER'S  
SPECIFICATIONS.

## LOWEST PRICES • IMMEDIATE AVAILABILITY

### INTERTUBE

- 24 LINES x 80 CHARACTER DISPLAY
- U/L CASE PLUS NUMERIC KEYPAD
- BLINKING, UNDERLINE, REVERSE-VIDEO, 1/2 INTENSITY
- TRANSMIT A CHARACTER, LINE OR PAGE AT A TIME
- DIRECT OR REMOTE CURSOR POSITIONING
- EIA RS-232 INTERFACE (TO 19,200 BAUD)
- 20/60 mA CURRENT LOOP (TO 9,600 BAUD)
- PRINTER PORT


**\$695**



### TELETYPE 43

**\$999**

- 132 CHARACTER LINE, UPPER/LOWER CASE
- EIA RS-232 INTERFACE
- 10 OR 30 CPS (SELECTABLE)
- MULTIPLE HARDCOPY CAPABILITY
- BUILT-IN TEST FEATURES



T.I. 810 PRINTER  
**\$1695**



DECwriter II  
**\$1550**



SOROC IQ120  
**\$795**

**ALL UNITS ARE FULLY  
ASSEMBLED.**

**WRITE FOR OUR  
FREE CATALOG.**

# MICRO MAIL

P. O. BOX 3297 • SANTA ANA, CALIF. 92703 • (714) 731-4338

**ORDERING INFORMATION:** TO RECEIVE YOUR EQUIPMENT AS QUICKLY AS POSSIBLE, PLEASE INCLUDE THE FOLLOWING - A) YOUR COMPLETE SHIPPING ADDRESS, INCLUDING ZIP, B) A CERTIFIED CHECK FOR THE FULL AMOUNT OF YOUR ORDER (PERSONAL OR COMPANY CHECKS REQUIRE TWO WEEKS TO CLEAR); INCLUDING HANDLING\* AND 6% SALES TAX, IF A CALIFORNIA RESIDENT.

\*HANDLING CHARGE: IF TOTAL ORDER IS LESS THAN \$750, ADD 3%; \$750 TO \$1999, ADD 2%, OVER \$1999, ADD 1%.

TERMINALS ARE SHIPPED FREIGHT COLLECT - PLEASE MAKE ARRANGEMENTS TO RECEIVE YOUR EQUIPMENT. YOUR ORDER WILL BE SHIPPED BY SURFACE CARRIER UNLESS OTHERWISE INDICATED. EVERYTHING SHIPPED IN FACTORY CARTONS WITH MANUFACTURER'S WARRANTY.

MICRO-MAIL WELCOMES ANY SUGGESTIONS THAT MAY HELP US SERVE YOU BETTER



ware and software sessions, software exchange, various types of guest speakers, etc, when needed and feasible.

1. TRS Club
2. 96 Dothan St  
Arlington MA 02174
5. Yes
6. Poi K Pow
9. TRS user group; TRS cassette or diskette media. A software library is available at low or copying cost. Library includes inventory, security, games, data base, sort, etc.

1. Rhode Island Computer Hobbyists (RICH)
2. c/o E D Iannuccillo  
POB 599  
Bristol RI 02809
3. Jabbour Electronic City
4. Third Tuesday of September, October, November, March, April, May
5. Yes
6. E D Iannuccillo
7. (401) 253-5450
8. \$2 per year
9. Construction projects
10. Our club is small and friendly. Members come from many vocations and many are students; most are not experts in computers. We demonstrate equipment and help each other with problems.

1. The Southern New England Computer Society
2. 267 Willow St  
New Haven CT 06511
3. Varies
5. *Yankee Bits*
6. Arthur Downes
7. (203) 562-8034
8. \$3 covers dues and newsletters
9. Micros, minis and macros from the ELF to IBM 360 and software at all levels
10. Sometimes we will send a sample copy of *Yankee Bits*. Anybody is welcome no matter what level of interest or knowledge.

1. Bridgeport Area Society for Involved Computerists (BASIC)
2. 12 Wildwood Dr  
Trumbull CT 06611
3. Trumbull Town Library
4. Second Wednesday each month
5. *MICROFLASH* published monthly
6. AI Song
7. (203) 268-9807 (nights),  
(203) 576-6556 (days)
8. \$8 per year
9. Hardware, software, anything whatsoever to do with computers
10. Established August 1977 with 40 paid members and 150 on the mailing list.

1. Amateur Computer Group of New Jersey

2. 1776 Raritan Rd  
Scotch Plains NJ 07076
4. Main meeting third Friday of month; 8080/Z-80 user group first Friday of month; 6800/6502 user group fourth Friday of month
5. Yes
6. Sol Libes
7. (201) 277-2063
8. \$5 per year
9. User groups: CPM, Radio Shack, PET, 8080/Z-80, 6800/6502, 1802 and 9900. Classes: BASIC, 8080 programming, 6800 programming, 6502 programming and "Getting Started."
10. Software libraries, annual member directory, annual festival, and annual contest. There are 800 members. Starting PC network.

1. New Jersey Apple Users Group
3. Computer Lab of NJ  
141 Route 46  
Budd Lake NJ 07828
4. First Friday of month, 7:30 PM
6. Dan Fischler

#### Zips 10000 - 20000

1. New York Amateur Computer Club
2. POB 106, Church St Station  
New York NY 10007
3. Varies
5. Untitled, monthly 5 to 10 page newsletter



# BASIC is BASIC is ...

And **BASIC** does what it should. But if you're ready to step up from **Beginner's All-purpose Symbolic Instruction Code**, look at **OPUS**, the high-level 8080/Z80 language from A.S.I. ... roots in **BASIC**, but *designed* for business applications. **OPUS** gives you the capabilities you need, like extended precision, string handling, and easy formatting. **OPUS/TWO** takes up where **OPUS/ONE** leaves off, allowing subroutines, overlays, and extended disc file management.

But we didn't stop there. **OPUS** programs and data are directly upward-compatible, all the way up through **TEMPOS**, A.S.I.'s multi-user, multi-tasking operating system.

Ask your dealer, or contact A.S.I. We'd like to tell you more.

<b>OPUS/ONE</b> .....	\$99.00	<b>OPUS/TWO</b> .....	\$195.00
<b>S.O.S.</b> .....	\$385.00	<b>TEMPOS</b> .....	\$785.00



**ADMINISTRATIVE SYSTEMS, INC.**  
1642 S. Parker Road, Suite 300  
Denver, Colorado 80231 (303) 755-9694

**ORDER A MANUAL NOW** and we'll apply the price toward your software purchase.

<b>OPUS</b> User's Manual .....	\$12.50
<b>S.O.S.</b> Manual Set (includes <b>OPUS</b> Manual) .....	\$20.00
<b>TEMPOS</b> Manual Set (includes <b>OPUS</b> Manual) ..	\$20.00

**MASTER CHARGE** and **VISA** accepted.

Add \$1.50 per manual (set) for shipping/handling in U.S.

# Clubs and Newsletters

## DIRECTORY, continued

6. Bob Schwartz or John Frederick
7. (212) 663-5549, 866-4298, respectively
8. \$10 per year
9. Mostly 5100, word processing, some music types.

1. Long Island Computer User Society (LICUS)
2. POB 322  
East Northport NY 11731
3. Commack High School South  
Commack NY
4. Second Tuesday of each month
5. *Queue* (monthly)
6. John Vollers or Jim Zukowski
7. (516) 493-3612, 586-3555/  
757-9329, respectively
8. \$3 per year
9. Software development and applications dealing mainly with DEC equipment
10. Informal group meetings; we try to have a guest speaker discuss a relevant subject of interest.

1. Long Island Computer Association
2. 36 Irene Ln E  
Plainview NY 11803

3. New York Institute of Technology
4. Second Friday of month — 8080 group; third Friday of month — regular meeting and 6800 group
5. *The Stack*
6. Aileen Harrison
7. (516) 938-6769
8. \$10 per year, \$5 students
9. 6800 group, 8080 group, Pascal, BASIC, kit building, and troubleshooting.

1. AEC Transfer
2. 8 Gedney Way  
or 147 Fostertown Rd  
Newburgh NY 12550
5. *AEC Newsletter*
6. William Callahan Jr
7. (914) 565-4621
8. 25 cent entry fee; \$5 subscription fee (subject to change)
9. Correspondence club; newsletter with emphasis on science and science fiction articles.
10. Readership supported for articles and stories, nonprofit; glad to hear from anyone interested in receiving or contributing to newsletter.

1. Computer Hobbyists in Processing (CHIPS)
2. POB 4840  
General Electric Co, CSP3-16  
Syracuse NY 13221
3. Baker Hall, Electronics Park  
Syracuse
4. Usually third Thursday each month except July and August
5. *CHIPS Newsletter*
6. Dave Flagg or Jerry Green
7. (315) 456-1903, 456-7357, respectively
8. \$4 per year
9. Hobby systems of all kinds and all applications.
10. Approximately 50 members and average meetings attended by 38 to 45 members. Membership not restricted to GE and is drawn from 60 mile radius around Syracuse.

1. Rome Area Computer Enthusiasts (RACE)
2. RD 1, W Carter Rd  
Rome NY 13440
3. Patty's Stagecoach Inn
4. Second Tuesday at 7:30 PM
5. *Micros Along the Mohawk*
6. Michael Troutman
7. (315) 336-0986
9. Special interest groups around the 6800 and 8080/Z-80 microprocessors as well as one for beginners.

1. Students Cybernetic Laboratory (SCYL)
2. c/o A E Adams  
RFD Box 260  
Chaffee NY 14030
3. Yorkshire NY
4. Irregular
5. Irregular, at present
6. A E Adams or Karl Grampp
7. (716) 849-1433
8. None
9. Intel 8080, Business applications
10. Club just now becoming reactivated and reorganized.

1. Rochester Area Microcomputer Society
2. POB D  
Rochester NY 14609
5. *Memory Pages*
6. Glenn Alexander, president
7. (716) 377-0697

1. Ithaca Computer Group
2. POB 91  
Ithaca NY 14850
5. None
6. S Edelman
7. (607) 273-3271
8. None
9. All

1. Electronotes
2. 1 Pheasant Ln  
Ithaca NY 14850
3. None
4. None
5. *Electronotes — Newsletter of the Musical Engineering Group*
6. Bernie Hutchins

# HOLD IT! Anywhere you want it.

PanaVise tilts, turns, rotates. One quick turn of the control knob and you securely position your work exactly where you want it. Holds firmly but gently the most delicate electronic parts and P. C. boards.

Whether you're into building home electronics, trouble shooting, or professional servicing . . . you'll wonder how you got along without this modestly priced 'extra hand.'

Model 396 Wide Opening PanaVise shown. An ingenious variety of other interchangeable bases, holders and accessories also available. See your electronics distributor, or write for FREE brochure.

**PANAVISE®** Dept. CE1  
5224 Chakemco St., South Gate, CA 90280





7. (607) 273-8030
8. Newsletter, monthly 22 page issues, \$20 per year
9. Electronic music, including digital control of analog synthesizers, and special music synthesis techniques
10. Back issues and other publications are available; write for order forms, descriptions and sample issue.

1. Pittsburgh Area Computer Club
2. 400 Smithfield St  
Pittsburgh PA 15222
3. Northway Mall Community Room
4. Third Sunday, 11 AM
5. Yes
6. Fred Kitman
7. (412) 391-3800
8. \$12 per year
9. Robots and the MACC
10. Meetings consist of a general talk, formal meeting and speaker.

1. The Central Pennsylvania Computer Club
2. 1979 Crooked Oak Dr  
Lancaster PA 17601
3. Elizabethtown Public Library -- alternate locations occasionally
4. Third Friday on even numbered months, fourth Wednesday on odd numbered months; 7 PM to 9 PM both nights
5. *Data Dump*
6. Joseph Pallas
7. (717) 569-3137
8. \$3 students, \$7 adults per year (includes subscription to *Data Dump*)
9. We are a small group (30+ members) which provides help to newcomers and fosters interaction among system owners.


1. PET User Group
2. POB 371  
Montgomeryville PA 18936
5. *PET User Notes*
6. Gene Beals
7. (215) 257-8195
8. \$5
9. Commodore PET information and program exchange.

1. Philadelphia Area Computer Society
2. POB 1954  
Philadelphia PA 19105
3. Science Building, LaSalle College  
20th Olney Av  
Philadelphia PA

The listings follow this form:

1. Name of organization
2. Mailing address
3. Meeting location
4. Meeting algorithm
5. Newsletter or publication
6. Contact person
7. Contact phone number
8. Dues or subscription fees
9. Special interests
10. Other comments

## A Great Microcomputer At A Fabulous Price From Computer Enterprises: The VDP-40 Video Data Processor



**Credit Card  
Price:  
\$4207.00**

**Cash  
Discount  
Price:  
\$4046.00**

Designed for the office or for the home, the IMSAI Video Data Processor, the VDP-40, places a microcomputer well within the budget of the average small businessman or systems developer. The VDP-40 may be used to computerize the accounting and inventory functions of a small business. The VDP-40 can communicate to additional VDP-40s or other 8080/85-based computers, and can act as a terminal in a data communications network.

The VDP-40 is a fully integrated system, featuring an 8085 microprocessor, 32K RAM memory, two 5 1/4-inch floppy disks, 9-inch CRT, heavy-duty power supply, professional keyboard, terminated/regulated motherboard, and serial and parallel I/O ports in a handsome cabinet.

The IMSAI VDP-40 comes fully assembled and tested. Built-in serial and parallel I/O ports provide the means to connect, via appropriate cabling, peripheral devices including line printers, modems and auxiliary terminals. Built-in expansion capability allows the user to increase the RAM, I/O ports and number of disk drives.

#### SYSTEMS FEATURES.

- Fully Integrated Computing System in a single Cabinet
- High Speed 8085 Processor
- 80 x 24 Video Display
- 5 1/4-inch Twin Floppy Disk Drives
- Integrated CRT Display
- Microprocessor-Driven Keyboard With N-Key Rollover
- Terminated/Regulated Motherboard
- Heavy-Duty Power Supply
- Printer/Modem Port Included
- 32K RAM Memory Included
- 2K ROM Monitor Included
- Disk Expansion Capability in Excess of 4.5 Megabytes of On-Line Storage

System Expansion? Extra slots in our S-100 bus motherboard and our new power supply allow almost unlimited expansion.

Need more disk expansion? A controller option of the VDP-40 allows expansion to greater than 4.5 M Bytes.

Add a line printer, an IBM compatible tape drive, a modem: all are available, with the interfaces and software to make it work for you.

#### NO-RISK GUARANTEE

- \* Cancellation With No Obligation If WE Don't Deliver In 90 Days
- \* Full Satisfaction Or You May Return Product
- \* Plus All Manufacturers' Factory Guarantees

Shipping charges: \$10 per CPU on larger units; \$1.50 per kit. \$2.00 min. per order.

Delivery is stock to 30 days on most items. Shipment is immediate for payment by cashier's check, money order or charge card. Allow 3 weeks for personal checks to clear. N.Y. State residents add approx. sales tax. Availability, prices and specs may change without notice.

**computer  
enterprises™**

Operating Hours:  
M-W 10-5 E.S.T.  
Th-F 10-9 E.S.T.  
Closed Sat. & Sun.

P.O. Box 71  
Fayetteville, N.Y. 13066  
Phone **(315) 637-6208** Today!

4. Third Saturday of the month, 2 PM
5. *The Data Bus*
6. Dick Moberg or Jon Bondy
7. (215) 923-3299, 642-1057, respectively
8. \$10 (\$5 student)
9. Subgroups on most major processors/computers; starship subgroup (for space travel simulation with microcomputers), computer network and Pascal
10. PACS currently has over 250 members and is growing fast. Emphasis is placed on education and monthly courses are offered on A/D design, Pascal, 6502 BASICs, operating systems, and many other topics. For meeting information and other local computer news, dial the PACS hotline: (215) 925-5264.

1. Delaware Users of Microprocessor Systems (DUMPS)
2. 2405 Maxwellton Rd  
Stanton DE 19804
5. None
6. Jodie S Hobson
7. (302) 998-5594
8. None

9. Currently hardware oriented
10. Meetings consist of general business, technical talk or demonstration, and rap session.

### Zips 20000 - 30000

1. Washington Amateur Computer Society
2. 4201 Massachusetts Av, #168  
Washington DC 20016
4. Last Friday of each month, 7:30 PM
5. *JWACS* (\$5 per year)
6. Bob Jones, editor
10. For more information, send a SASE to the above address.

1. Microcomputer Investors Association
2. 2415 Ansdel Ct  
Reston VA 22091
3. As called
5. *The Microcomputer Investor*
6. Jack Williams
7. (703) 620-2591
8. Nonprofit, professional association, \$30/member
9. The fundamental purpose of the association is to facilitate the ex-

change of data and information relating to investments and microcomputers with the express purpose of such interchange being directed toward maximizing profits in stocks, bonds, warrants, stock options and commodities, including commodity options and futures straddles.


1. Chesapeake Microcomputer Club Inc
2. POB 87
3. White Oak Library  
11701 New Hampshire Av  
Silver Spring MD
4. Fourth Monday at 7:30 PM  
7:30 PM
5. *The Analytical Engine*
6. Rich Kuzmack
7. (703) 821-2873 (home)
8. \$12 per year
9. Processor-oriented special interest groups, investors group, store and forward system with Bell 103 access for message and software interchange, PC networking.
10. Geographically-oriented chapters and affiliates in the greater Washington DC/Baltimore area.

1. Amateur Radio Research and Development Corp (AMRAD)
2. 1524 Springvale Av  
McLean VA 22101
3. Patrick Henry Branch Library  
101 Maple St E, Vienna VA 22180
4. First Monday of each month at 8 PM
5. *AMRAD Newsletter*
6. Paul L Rinaldo
7. (703) 356-8918
8. Regular \$10, second in household \$5, student \$2. Life: regular \$100, second in household \$50.
9. Computers, amateur radio and radioteleprinter operation.

1. Crystal City Computer Club
2. 3008 Mosby St  
Alexandria VA 22305
3. Commissioner's Conference Room, Bldg 3, 11th Floor, Crystal Plaza  
Arlington VA
4. First nonholiday Monday, 11:30 to 12:30
5. *IO*
6. Russell E Adams
7. (703) 548-8261
8. \$4 per year and \$5 with newsletter
9. Assist newcomers and interchange of programs and ideas
10. Have small library, occasional classes, 48 members; affiliated with Chesapeake Computer Club.

1. Charlottesville Computer Hobbyists Club
2. 1928 Arlington Blvd, #209  
Charlottesville VA 22903
3. Math-Astronomy Building  
University of Virginia
4. Second Monday of each month
5. No name, monthly if possible
6. Richard A Stanley
7. (804) 296-5583 or 293-7976
8. \$2 per year (supports newsletter)
9. Software, systems and hardware.

## GOING TO PC EXPO '78? Then Visit Our "Show Within The Show!" Small Business Systems USER READY!



FULL DOCUMENTATION SUPPLIED WITH EACH.

### ATTENTION CIRCUIT DEVELOPERS!

- SEE US FOR:
- **AP** BREADBOARDING, POWERACE, GREAT JUMPERS
  - **B&K PRECISION** TEST EQUIPMENT • **PANAVISE**
  - **NLS** MINISCOPES • **ISOTIP** CORDLESS SOLDERING
  - **EDP** POWER SUPPLIES • **OK** WIRE WRAP
  - **CSC** LOGIC PROBES

"HANDS-ON" DEMOS!

MOST ITEMS STOCKED AT SHOW.



**ATLAS ELECTRONICS**  
1570 THIRD AVENUE  
NEW YORK, N.Y. 10028  
212-427-4040

*If you can't make it to the show, visit our headquarters in New York. We are always available to help you with the right equipment or accessory items.*

OUR 25th YEAR.

\*NEW YORK COLISEUM, SEPT. 15, 16, 17, 1978. BOOTHS 4101-4104.



**HOBBYISTS! ENGINEERS! TECHNICIANS! STUDENTS!**

Write and run machine language programs at home, display video graphics on your TV set and design microprocessor circuits—the very first night—even if you've never used a computer before!

**ELF II** featuring **RCA COSMAC** microprocessor/mini-**COMPUTER \$99.95**

ELF II by NETRONICS

As featured in POPULAR ELECTRONICS

Shown with optional 4k Memory Boards, GIANT BOARD™ & Kluge Board.



Stop reading about computers and get your hands on one! With ELF II and our new *Short Course* by Tom Pittman, you can master computers in no time at all! ELF II demonstrates all 91 commands an RCA 1802 can execute and the *Short Course* quickly teaches you how to use each of the 1802's capabilities. ELF II's video output lets you display an alphanumeric readout or graphics on any TV screen or video monitor plus enjoy the latest video games, including an exciting new target/missile gun game that was specifically developed for ELF II.

But that's not all. Once you've mastered computer fundamentals, ELF II can give you POWER with add-ons that are among the most advanced found anywhere. No wonder IEEE chapters plus hundreds of universities and major corporations have chosen the ELF II to introduce their students and personnel to microprocessor computing!

**Learn The Skill That May Soon Be Far More Important Than Your College Degree!**

The ability to use a computer may soon be more important to your earning power than a college degree. Without a knowledge of computers, you are always at the mercy of others when it comes to solving highly complex business, engineering, industrial and scientific problems. People who understand computers can command MONEY and to get in on the action, you must learn computers. Otherwise you'll be left behind.

**ELF II Is The F-A-S-T Way To Learn Computer Fundamentals!**

Regardless of how minimal your computer background is now, you can learn to program a computer in almost no time at all. That's because Netronics has developed a special *Short Course on Microprocessor And Computer Programming* in non-technical language that leads you through every one of the RCA COSMAC 1802's capabilities so you'll understand everything ELF II can do...and how to get ELF II to do it!

All 91 commands that an 1802 can execute are explained to you, step-by-step. The text, written for Netronics by Tom Pittman, is a tremendous advance over every other programming book in print.

Keved specifically to the ELF II, it's loaded with "hands on" illustrations. When you're finished, ELF II and the 1802 will no longer hold any mysteries to you.

In fact, not only will you be able to use a personal computer creatively, you'll also be able to read magazines such as BYTE...INTERFACE AGE...POPULAR ELECTRONICS and PERSONAL COMPUTING and understand the articles.

If you work with large computers, ELF II and our *short Course* will help you to understand what makes them tick.

**A Dynamite Package For Just \$99.95!**

With ELF II, you learn to use machine language—the fundamental language of all computers. Higher level languages such

as FORTRAN and BASIC must be translated into machine language before a computer can understand them. With ELF II you build a solid foundation in computers so you'll really know what you're doing, no matter how complicated things get.

Video output also makes ELF II unique among computers selling for such a low price. Attached to your TV set, ELF II becomes a fabulous home entertainment center. It's capable of providing endless hours of fun for both adults and children of all ages! ELF II can create graphics, alphanumeric displays and fantastic video games.

No additional hardware is required to connect ELF II to your TV's video input. If you prefer to connect ELF II to your antenna terminals instead, simply use a low cost RF modulator (to order one, see coupon below).

ELF II's 5-card expansion bus (connectors not included) allows you to expand ELF II as your needs for power grows. If you're an engineer or hobbyist, you can also use ELF II as a counter, alarm, lock, thermostat, timer or telephone dialer, or for countless other applications.

**ELF II Explodes Into A Giant!**

Thanks to ongoing work by RCA and Netronics, ELF II add-ons are among the most advanced anywhere. Plug in the GIANT BOARD™ and you can record and play back programs, edit and debug programs, communicate with remote devices and make things happen in the outside world. Add Kluge Board to get ELF II to solve special problems such as operating a more complex alarm system or controlling a printing press. Add 4k RAM board and you can write longer programs, store more information and solve more sophisticated problems.

Expanded, ELF II is perfect for engineering, business, industrial, scientific and personal finance applications. No other small computer anywhere near ELF II's low price is backed by such an extensive research and development program.

The ELF-BUG™ Monitor is an extremely recent breakthrough that lets you debug programs with lightning speed because the key to debugging is to know what's inside the registers of the microprocessor and, instead of single stepping through your program, the ELF-BUG™ Monitor, utilizing break points, lets you display the entire contents of the registers on your TV screen at any point in your program. You find out immediately what's going on and can make any necessary changes. Programming is further simplified by displaying 24 bytes of RAM with full address, blinking cursor and auto scrolling. A must for serious programmers!

Netronics will soon be introducing the ELF II Color Graphics & Music System—more breakthroughs that ELF II owners will be the first to enjoy!

**Now BASIC Makes Programming ELF II Even Easier!**

Like all computers, ELF II understands only "machine language"—the language computers use to talk to each other. But, to make life easier for you, we've developed an ELF II Tiny BASIC. It talks to ELF II in machine language for you so that you can program ELF II with simple words that can be typed out on a keyboard such as PRINT, RUN and LOAD.

**"Ask Now What Your Computer Can Do... But What Can It Do For YOU!"**

Don't be trapped into buying a dinosaur simply because you can afford it and it's big. ELF II is more useful and more fun than "big name" computers that cost a lot more money.

With ELF II, you learn to write and run your own programs. You're never reduced to being a mere keypunch operator, working blindly with someone else's predeveloped software.

No matter what your specialty is, owning a computer which you really know how to use is sure to make you a leader. ELF II is the fastest way there is to get into computers. Order from the coupon below!

1. IBM 5110/5100 Users Group
2. 5541 Parliament Dr  
Suite 104  
Virginia Beach VA 23462
5. Not yet, but probably every other month
6. Richard E Easton
7. (804) 490-0154
9. Specifically oriented toward IBM 5110 or IBM 5100 installed users
10. Especially interested in 5110-5100 applications in the health care field.

1. Tidewater Computer Club
2. 677 Lord Dunmore Dr  
Virginia Beach VA 23462
3. Electronic Computer Programming Institute, Janaf Office Bldg, Janaf Shopping Center, Military Hwy and Virginia Beach Blvd in Norfolk VA
4. 7:30 PM first and third Tuesdays each month
5. None as of yet
6. C Dawson Yeomans, publicity chairman
8. \$6 for six months
9. Discussions cover hardware and software, system demonstrations.
10. New members are always welcome.

1. Dyna-Micro Users Group
2. POB 1053  
Lexington VA 24450
5. *Digital Directions*
6. Dr Frank A Settle Jr
7. (703) 463-6244
8. \$15 initial fee
9. Items of interest to users of Mini-Micro and Dyna-Micro designers marketed by E&L Instruments Inc.

1. West Virginia Computer Society
2. 167 Iroquois Trail  
Ona WV 25545
3. Dunbar City Park, Dunbar WV
5. "Oscillations" of the West Virginia Computer Society
6. Bill England, president
7. (304) 736-9794
8. \$12 per year, also family and student dues; newsletter subscription \$6 per year
9. Any and all phases of computers and associated equipment; digital electronics
10. Everyone is welcome to attend meetings. Member MACC.

The listings follow this form:

1. Name of organization
2. Mailing address
3. Meeting location
4. Meeting algorithm
5. Newsletter or publication
6. Contact person
7. Contact phone number
8. Dues or subscription fees
9. Special interests
10. Other comments

**SEND TODAY!**

**NOW AVAILABLE FOR ELF II—**

- Tom Pittman's *Short Course On Microprocessor & Computer Programming* teaches you just about everything there is to know about ELF II or any RCA 1802 computer. Written in non-technical language, it's a learning breakthrough for engineers and laymen alike. **\$5.00** postpaid!
- Deluxe metal cabinet with plexiglas dust cover for ELF II. **\$29.95** plus \$2.50 p&h.
- ELF II connects to the video input of your TV set. If you prefer to use your antenna terminals, order **RF Modulator, \$8.95** postpaid.
- GIANT BOARD™** kit with cassette I/O, RS 232-C/TTY I/O, 8-bit P I/O, decoders for 14 separate I/O instructions and a system monitor/editor, **\$39.95** plus \$2 p&h.
- Kluge (Prototype) Board accepts up to 36 IC's. **\$17.00** plus \$1 p&h.
- 4k Static RAM kit. Addressable to any 4k page to 64k. **\$89.95** plus \$3 p&h.
- Gold plated 86-pin connectors (one required for each plug-in board). **\$5.70** postpaid.
- Professional ASCII Keyboard kit with 128 ASCII upper/lower case set, 96 printable characters, onboard regulator, parity, logic selection and choice of 4 handshaking signals to mate with almost any computer. **\$64.95** plus \$2 p&h.
- Deluxe metal cabinet for ASCII Keyboard, **\$19.95** plus \$2.50 p&h.
- ELF II Tiny BASIC on cassette tape. Commands include SAVE, LOAD, ±, ×, ÷, ( ), 26 variables A-Z, LET, IF/THEN, INPUT, PRINT, GOTO, GO SUB, RETURN, END, REM, CLEAR, LIST, RUN, PLOT, PEEK, POKE. Comes fully documented and includes alphanumeric generator required to display alphanumeric characters directly on your TV screen without additional hardware. Also plays tick-tack-toe plus a drawing game that uses ELF II's hex keyboard as a joystick. 4k memory required. **\$14.95** postpaid.
- Tom Pittman's *Short Course on Tiny BASIC* for ELF II, **\$5** postpaid.
- Expansion Power Supply (required when adding 4k RAM). **\$34.95** plus \$2 p&h.
- ELF-BUG™ Deluxe System Monitor on cassette tape. Allows displaying the contents of all registers on your TV at any point in your program. Also displays 24 bytes of memory with full addresses, blinking cursor and auto scrolling. A must for the serious programmer! **\$14.95** postpaid.

**Netronics R&D Ltd., Dept. 0000**  
333 Litchfield Road, Phone  
New Milford, CT 06776 (203) 354-9375

Yes! I want to run programs at home and have enclosed:  \$99.95 plus \$3 postage & handling for RCA COSMAC ELF II kit,  \$4.95 for power supply (required),  \$5 for RCA 1802 User's Manual,  \$5 for *Short Course on Microprocessor & Computer Programming*.

I want mine wired and tested with power supply, RCA 1802 User's Manual and *Short Course* included for just **\$149.95** plus \$3 p&h!

I am also enclosing payment (including postage & handling) for the items checked at the left.

Total Enclosed (Conn. res. add tax) \$ \_\_\_\_\_  Check here if you are enclosing Money Order or Cashier's Check to expedite shipment.

USE YOUR  VISA  Master Charge (Interbank # \_\_\_\_\_)

Account # \_\_\_\_\_

Signature \_\_\_\_\_ Exp. Date \_\_\_\_\_

**PHONE ORDERS ACCEPTED (203) 354-9375**

Print Name \_\_\_\_\_

Address \_\_\_\_\_

City \_\_\_\_\_

State \_\_\_\_\_ Zip \_\_\_\_\_

**DEALER INQUIRIES INVITED**

**Coming Soon: A-D, D-A Converter, Light Pen, Controller Board, Color Graphics & Music System...and more!**

**Call or write for wired prices!**

1. Triangle Amateur Computer Club
2. POB 17523  
Raleigh NC 27609
3. Dreyfus Auditorium  
Research Triangle Park
4. Last Sunday of each month at 2 PM
5. Newsletter
6. Russell O Lyday Jr
7. (919) 787-4137, 541-6957
8. Subscription fee \$6 per year
9. Introductory as well as advanced topics discussed at each meeting.

### Zips 30000 - 40000

1. Atlanta Area Microcomputer Hobbyist Club
2. POB 7602  
Atlanta GA 30357
3. Decatur Federal Savings  
Dunwoody Village
4. Last Wednesday of each month
5. *AAMHC Newsletter*
6. Jim Stratigos
7. (404) 894-3505 (days),  
457-8030 (nights)
8. \$10 per year
9. Personal computing; 6800 and 8080
10. Club participates in the Atlanta ham

fest/computer fest which is held annually first weekend in June.

1. Okaloosa Computer Hobbyist Club
2. 32 Denton Blvd, NW #72  
Fort Walton Beach FL 32548
4. Every second and fourth Tuesday
6. Loretta R Guske, secretary
7. (904) 242-5938

1. Central Florida Computer Club
2. 2821 Sunset Rd  
Apopka FL 32703
3. Basement of Orlando Utilities Bldg,  
500 S Orange Av, Orlando FL
4. Third Sunday of each month, 2 PM
5. Notes on last meeting and points of interest for next meeting
6. John W Neel
7. (305) 862-1329
8. \$10 per year
9. Helping newcomers to the world of computers; programming classes; keeping up to date on the latest innovations in the computer world.
10. In progress: complete list of members showing type of equipment by CPUs; type of occupation; telephone numbers (work and home); use of computers.

1. Indian River Computer Society
2. FIT Elect Eng Dept  
Country Club Rd  
Melbourne FL 32901
3. Florida Institute of Technology  
Room 112
4. First and third Thursdays of each month at 7 PM
5. *THE μBUS* (monthly)
6. Frank Canova, president
7. Messages at: (305) 723-3701 ext 330
8. \$3 initiation fee, \$2 per quarter
9. Wide interest range from how to get started to large system applications. Many members are involved in homebrew 8080, 6502, 6800, Z-80 and F8 systems, although other systems are used by members as well.

1. Birmingham Microprocessor Group
2. 774 Twin Branch Dr  
Birmingham AL 35226
3. "The Computer Center" (temporary)
4. Fourth Sunday each month at 2 PM
5. Newsletter
6. Joe Callaway
7. (205) 933-7806
8. \$6 per year
9. None

### Zips 40000 - 50000

1. Amateur Computer Society of Columbus OH (ACSCO)
2. Computer Data Systems  
1372 Grandview Av  
Columbus OH 43212
3. Center of Science and Industry
4. First Wednesday every month,  
7:30 PM
5. *I/O*
6. Fred Hatfield K8VDU, president
7. (614) 486-0677
8. \$10 per year
9. Personal computer networking, implementation of SAM 76 language versions and amateur radio applications.

1. The Cleveland Digital Group
2. 8650 Harvard Av  
Cleveland OH 44105
3. Same
4. Third Sunday of the month, 2 PM
5. *The Shift Register*
6. David A Rolnicki, chairman:  
programs committee
7. (216) 524-2434
8. \$10 per year
10. Informal meetings held every Tuesday night 7:30 on. Speakers come on a regular monthly basis (Sunday meetings).

1. Goodyear Computer Club
2. c/o J F Derry, D-109E PIT 1  
Goodyear T&R Co  
Akron OH 44316
3. Goodyear Hall, 8 PM fourth Tuesday each month
4. IAG meets 7 PM before club meeting; club meets at 8 PM, business, speaker, demos; HG meets at 9 PM
5. *The Late Edition*


**S-100 BUS COMPATIBLE.** The EMM 1104 single card plug-in memory has been field tested and proven in a variety of systems including the Poly 88, IMSAI, MITS, COMPAL-80, TLD and CREMENCO. 16K BYTES ON A CARD. Convenient plug-in card, fully burned-in, tested and guaranteed by one of the industry's largest memory suppliers. NMOS STATIC RAM. The 4K static RAMs have been proven in applications ranging from single chip memories to IBM 370 add-on systems. They are fast, reliable, and no refresh cycle is required.

See your dealer, or contact us for complete information.

## S-100 Bus Compatible Memory

### 16K bytes on a card

### NMOS static RAM



Commercial Memory Products, a Division of Electronic Memories & Magnetics Corp.  
12621 Chadron Avenue • Hawthorne, California 90250 • Telephone (213) 644-9861




6. R Messner, Goodyear Aerospace Corp, D-47063, Akron OH 44315
7. (216) 794-7265
8. \$10 per year
9. Investment analysis group (IAG), hardware group (HG), software group — under discussion (SG), setting up club library reference service for magazine exchange.
10. Have club Xerox CF-16 (Goodyear surplus) and Burroughs accounting machine. Looking for space to set up. Goodyear employees can telephone into GAC Sigma 9, 5 PM to midnight seven days a week using HG modem or equivalent. Membership not limited to Goodyear employees.

The listings follow this form:

1. Name of organization
2. Mailing address
3. Meeting location
4. Meeting algorithm
5. Newsletter or publication
6. Contact person
7. Contact phone number
8. Dues or subscription fees
9. Special interests
10. Other comments

## Custom Build Your Own Microprocessor System



Cabinet with Power Supply

### Board Features:

- F-8 CPU with 2K RAM, 4K ROM and 2K PROM
- Asynchronous 2-Channel I/O; Full Duplex, RS-232-C
- Synchronous I/O; Half or Full Duplex, CRC, RS-232-C
- Static Memory with 2K RAM and 4K ROM, 2K PROM
- Static Memory with 8K RAM and 2K ROM, Battery Back-Up
- FSK Modem; TWX/DDD Compatible, Dial Tone and Call Progress Detection, Multi-Tone Dialing

### Cabinet Features:

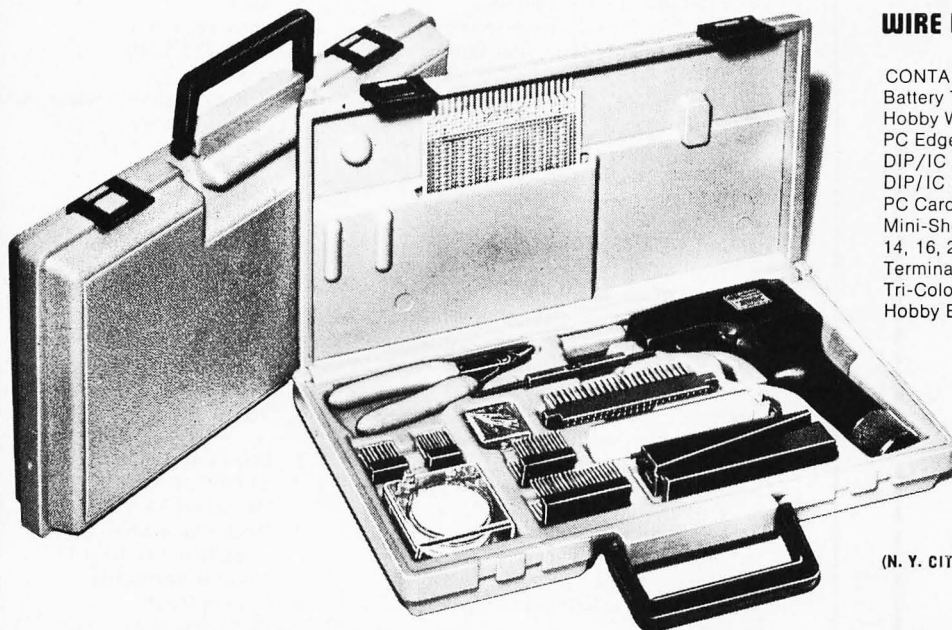
- Front Panel PC Card Access
- Removable Top Cover for Troubleshooting Ease
- Common-Buss Motherboard allows Random Card Placement
- Rear Panel Cooling Fan and Optional EIA Connectors

*For additional information regarding your specific application, call or write UTEC today.*

UNIVERSAL TECHNOLOGY INC.  
871 Allwood Road, Clifton, N.J. 07012  
Phone: (201) 779-0430

# UTEC

## ok® wire wrapping center ok®



### WIRE WRAPPING KIT WK - 5

#### CONTAINS:

- Battery Tool BW-630
- Hobby Wrap Tool WSU-30 M
- PC Edge Connector CON-1
- DIP/IC Extractor Tool EX-1
- DIP/IC Insertion Tool INS-1416
- PC Card Guides & Brackets TRS-2
- Mini-Shear with Safety Clip SP-152
- 14, 16, 24 and 40 DIP Sockets
- Terminals WWT-1
- Tri-Color Wire Dispenser WD-30-TRI
- Hobby Board H-PCB-1

# \$74.95


ADD \$1.00 FOR SHIPPING  
(N. Y. CITY AND STATE RESIDENTS ADD TAX)

### OK MACHINE & TOOL CORPORATION

3455 Conner St., Bronx, N.Y. 10475 (212) 994-6600 / Telex 125091

**An advanced  
desktop data center  
for \$1,995?  
QuitCherkiddin\*,  
TANO.**

No Kiddin'.



**\$1995**

**Rugged unit • Full ASCII  
keyboard • 24x80 character  
CRT • 32K bytes RAM •  
M6800 CPU • Mini-floppy  
disk drive and controller  
• BASIC software package •  
Over 20 Applications pack-  
ages available • User docu-  
mentation.**

**DEALER INQUIRIES  
INVITED**

Order Form

Send me \_\_\_\_\_ Outpost 11's. De-  
posit \$200 each, plus \$35 freight  
and insurance. (Pay balance on  
delivery.)

Name \_\_\_\_\_

Firm/Title \_\_\_\_\_

Shipping Address \_\_\_\_\_

Phone \_\_\_\_\_

Signature \_\_\_\_\_

Mail to:

**TANO**

Corporation  
4521 W. Napoleon Avenue  
Metairie, La. 70001  
(504) 888-4884  
TWX 810-591-5229

\*Quit your kidding

**Clubs and Newsletters**

DIRECTORY, continued

1. Compute, Evaluate, Trade
2. POB 104  
Tipp City OH 45371
3. IUPUI, Indianapolis IN
4. Last Wednesday in month
5. *Byte Back*
6. Charles Tyzzer
8. None
9. Business systems.

1. **Dayton Microcomputer Association**
2. Dayton Museum of Natural History  
2629 Ridge Av  
Dayton OH 45414
3. Same as above
4. Last Tuesday of month, 7:30 PM
5. *Dayton Microcomputer Association  
Data Bus*
6. Dean Lampman, president  
Marilyn Mix, vice-president  
Jack Steele, secretary
7. (513) 984-2084, 253-9468,  
256-8005, respectively
8. \$10 per year includes *Data Bus*
9. The 6800, 8080, 6502 special  
interest groups meet individually  
at least once a month
10. For the past two years we have held  
a 1 day show of computers for the  
public. This year we demonstrated  
at the Dayton Amateur Radio Con-  
vention and at the National Airborne  
Electronics Conference.

1. Apple I Library
2. 51625 Chestnut Rd  
Granger IN 46530
3. Mail
6. Joe Torzewski
7. (219) 272-4670
8. Stamp appreciated for reply
9. Promote Apple I computer

1. Floyd County Computer Enthusiasts
2. RR#2, POB 466A  
New Albany IN 47150
3. Varies
4. Set meetings are uncommon
5. None
6. Nathan Engle
8. None
9. Software, robots, artificial  
intelligence
10. Most of our members are high school  
level and we are making an effort to  
get a computer center in the local  
school system. Any help we can get  
would be much appreciated.

1. **Purdue University Computer  
Hobbyist Club (PUNCH)**
2. Room 67, Electrical Engineering Bldg  
Purdue University  
West Lafayette IN 47907
3. Matthews Hall, Purdue University
4. Monday nights, 7 PM
5. *PUNCH* newsletter, published  
irregularly
6. Don Gille, president
7. (317) 463-2340
8. \$2 annual dues
9. General hardware and software

design, hobbyist activities, sponsoring  
the annual IEEE computer show at  
Purdue (March 24 1979).

1. **Southeastern Michigan Computer  
Organization (SEMCO)**
2. POB 9578  
Detroit MI 48202
3. Ford Automotive Safety Center  
Auditorium, Dearborn MI
4. Second Sunday of every month at  
7 PM
5. *Data Bus*
6. Jim Rarus, president
7. (313) 775-5320 (24 hour club news  
line)
8. \$10 per year or \$6 per year 50 miles  
from Detroit
9. We have a number of special interest  
groups (SIGs). The following are  
some of our interests: Radio Shack,  
S-100 bus, KIM, 6800, Digital Group,  
RCA 1802, Heathkit, medical appli-  
cations, SIG-BIG large machines and  
microinterfaces. A number of our  
members are also employed and  
interested in automotive applications.
10. Charter member of the Midwest  
Affiliation of Computer Clubs  
(MACC); host 1978 Computerfest;  
active in giving talks to educational  
institutions; access to club computer  
message service; free time to club  
members on HP 2000 BASIC system.

1. **Mid Michigan Computer Club**
2. 15151 Ripple Dr  
Linden MI 48451
3. Various places (members' homes)
4. Irregular
5. None
6. Tony Preston
7. (313) 735-5279
8. None
9. Helping beginners select equipment;  
program library.

**Zips 50000 - 60000**

1. **Eastern Iowa Computer Club**
2. POB 164  
Hiawatha IA 52233
3. REC Bldg, basement  
999 35th St  
Marion IA
4. Last Sunday of month
5. Yes

1. **Quad City Computer Club**
2. 2155 W 30 St  
Davenport IA 52804
3. Rock Island Arsenal  
Rock Island IL 61201
5. Monthly newsletter
6. Cecil Fretwell
7. (319) 386-3723
8. \$6 per year

1. **Durant Computer Club**
2. 901 S 12th St



- Watertown WI 53094
3. Meets at above address
  4. Fourth Monday at 7 PM
  6. Bill Shier, president
  9. System building
  10. 15 members.

1. **Small Computer Engineering Association of Minnesota**
2. POB 4244  
St Paul MN 55104
3. University of Minnesota, Mechanical Engineering Bldg, Room 4
4. Last Thursday of month at 7:30 PM
5. *Twin City Technical Hobbyist*
6. Mike Young
7. (612) 884-2841
9. Hardware of different systems. 8080, 6800, 6502, MP-12, 1802 user groups.
10. 685 members.

1. **Resource Access Center**
2. 3010 4th Av S  
Minneapolis MN 55408
4. We sponsor SCEAM (Small Computer Engineering Association of Minnesota)
5. We publish *Twin Cities Technical Hobbyist* as a service to several local computer clubs, whose newsletters are contained therein.
6. R Koplou
7. (612) 781-7608
8. None
9. We are a special educational and research program in EDP and general technical aid to inner city, nonprofit community services. We sponsor microhobbyist clubs and newsletters.

1. **Minnesota Computer Society**
2. POB 35317  
Minneapolis MN 55435
3. **Brown Institute**, 3123 E Lake St  
Minneapolis MN
5. *Tid BITS*
6. Jean Rice
7. 941-1051
8. \$7 per year includes subscription to the newsletter
9. 8080, 6800, Z-80, 6502, 2650, 1802, 8085, TRS-80
10. Board meeting, film, show and tell, main speaker, business meeting, and random access session.

1. XXX-11
2. 514 S 9th St  
Moorhead MN 56560
3. By mail
4. Monthly
6. C R Corner
7. (218) 233-6682
9. Computer control; machine-independent software

1. **RCA 301 Users Group**
2. RR 2, POB 585  
Rapid City SD 57701
5. Yes
6. Jay Roman
7. (605) 341-5030
9. Communication via newsletter information about RCA 301/ UNIVAC Series 70 users, equipment, and software.

1. **Fargo-Moorhead Computer Club (FMCC)**
2. POB 2017  
Fargo ND 58102
3. First Thursday: NDSU Fargo  
Third Thursday: MSU Moorhead
4. First and third Thursdays at 7:30 PM
6. Dan Kary
7. (218) 233-6682
8. \$5 per year
9. Circuit design, promoting small computer interest; general programming.
10. About 80 members on list.

1. **Missoula Amateur Computer Club**
2. 2203 E Crescent  
Missoula MT 59801
4. First Monday of month
6. David Eggebraaten
7. (406) 728-5657
8. No dues
9. All aspects of microcomputers for persons in western Montana.

### Zips 60000 - 70000

1. **CACHE (Chicago Area Computer Hobbyist's Exchange)**
2. POB 52  
South Holland IL 60473
3. Northern Illinois Gas Bldg, Golf and Shermer Roads, Glenview IL
4. 1 PM, third Sunday of month, July excluded.
5. *MicroSCOPE* and meeting announcements
7. Hotline (recorded announcement), (312) 849-1132
8. \$10 per year
9. More general than special — CP/M local users group; SOL/Cuts and 8080-Tarbell cassette software libraries; computer aided instruction group getting started; North Star users; Digital Group Users, etc.
10. Regular presentations by manufacturers, stores and fellow hobbyists.

1. **ICE 9ine Inc**
2. POB 291  
Western Springs IL 60558
3. Various dinner meeting locations
5. *Ice 9ine Journal*
6. R A Hoekstra
7. (312) 530-0067
8. Newsletter subscription is \$10 per year

The listings follow this form:

1. Name of organization
2. Mailing address
3. Meeting location
4. Meeting algorithm
5. Newsletter or publication
6. Contact person
7. Contact phone number
8. Dues or subscription fees
9. Special interests
10. Other comments

# LEARN TO PROGRAM MICROCOMPUTERS

And at an affordable price. The Modu-Learn™ home study course from Logical Services.

Now you can learn microcomputer programming in ten comprehensible lessons. At home. In your own time. At your own pace.


You learn to solve complex problems by breaking them down into easily programmed modules. Prepared by professional design engineers, the Modu-Learn™ course presents systematic software design techniques, structured program design, and practical examples from real 8080A micro-computer applications. All in a modular sequence of 10 lessons . . . more than 500 pages, bound into one practical notebook for easy reference.

You get diverse examples, problems, and solutions. With thorough background material on micro-computer architecture, hardware/software trade-offs, and useful reference tables. All for only \$49.95.

For \$49.95 you learn design techniques that make software work for you. Modu-Learn™ starts with the basics. Our problem-solution approach enables you to "graduate" as a programmer.

Circle the reader service number below to receive our free descriptive brochure and course outline.

Use your Master Charge or VISA card to order today. Call Pat at (408) 245-8855.



Circle 215 on inquiry card.

P.O. Box 60968  
Sunnyvale, CA 94088  
408-245-8855

**LOGICAL**  
SERVICES INCORPORATED

# BETTER BASIC FOR SOL

Introducing **G/2 Extended Basic** for Processor Technology's SOL computer series. The best Basic you can buy.

Developed by Microsoft,™ the industry leader in microprocessor languages, and fully debugged and field-proved, this 15.5K program offers such outstanding features as string arrays, 16-digit accuracy, fully descriptive error messages, automatic line numbering and renumbering in selected increments, long variable names, trace function for easy debugging, and many other superior capabilities.

**G/2 Extended Basic** can read tapes written in PT's 5K and Extended Basic. This allows you to use all your previously developed programs.

Available now on cassette tape with full documentation. At your dealer, or write for information.

THE REASON  
YOU BOUGHT  
YOUR COMPUTER.



GRT Corporation  
Consumer Computer Group  
1286 N. Lawrence Station Road  
Sunnyvale, California 94086  
(408) 734-2910

## Clubs and Newsletters

DIRECTORY, continued

9. Timesharing system for members. Very informative newsletter with over 500 subscriptions.

1. SPC-12 Users Group
2. 7706 W Gregory  
Chicago IL 60656
3. 2704 W North Av, Chicago IL 60647
5. Soon to be announced
6. Manuel C Martinez
7. (312) 631-6623
8. None at present

1. St Louis Area Computer Club Inc
2. POB 28924  
St Louis MO 63132
3. Thornhill Branch, St Louis County Library, FeeFee Rd and Willowyck
4. First Thursday of every month, 7 PM
5. SLACC STACK
6. Frank Curtis, president
7. (314) 993-0589
8. \$5 per year
9. Every third meeting is "show and tell nite." Special groups include: 8080 homebrew group; modem design group; Dura terminal group
10. The club is a Missouri not-for-profit corporation for educational and scientific purposes related to microcomputers and personal computing. We have a technical and software library for members' use.

1. Computer Network of Kansas City
2. 1251 Kansas Av  
Kansas City KS 66105
3. Midwest Research Institute, 425 Volker Blvd, Kansas City MO
4. Second Sunday of each month, 6:45 PM
5. Thru-Put, Earl Day, editor
6. Harold J Schwartz, president
7. (913) 371-2616 (work), 648-5410 (home)
8. \$12 per year
9. Completing modem designed by members; hardware schooling and design and trading; software schooling; network priorities and software.
10. We are in the very interesting position since our start (two years ago) to shortly begin a local network. We hope to be tying into a nationwide network late next year.

1. Mid-America Computer Hobbyists
2. POB 13303  
Omaha NE 68113
3. Commercial Federal Savings and Loan, Bellevue NE
4. Second Thursday of each month
5. MACH
6. Thomas F Smith, president
7. (402) 294-4479 (work), 292-6031 (home)
8. \$5 per year
9. 1802 SIG and Poly 88 SIG
10. Most club members are military stationed at Offutt AFB, NE, SAC Headquarters where a great many

computers are used for command and control application.

1. SCAMPUS
2. 2215-A Walker Dr  
Omaha NE 68123
5. SC/MP Users Group Newsletter
6. Tom Bohon, coordinator

### Zips 70000 - 80000

1. CENTral Oklahoma Amateur Computing Association (CENOACA)
2. POB 2213  
Norman OK 73070
3. Oklahoma State Univ Tech, 900 N Portland, Oklahoma City OK
4. Second Saturday, 10 AM
5. CENOACA Newsbits (monthly)
6. Lee Lilly or Don Holyoke
7. (415) 737-6121, 329-3209, respectively
8. \$5 per year
9. 6800 Users Group meets third Saturday at 333 NW 5th, #2308, Oklahoma City OK. Dr James Petty is the contact person. Demonstrations and special programs planned for each CENOACA meeting.
10. Newsbits accepts free nonbusiness classified advertising (space available) and very low cost business advertising. CENOACA was organized in January 1976 and incorporated as a nonprofit organization under the laws of the state of Oklahoma in June 1976 to "provide a forum for the exchange and dissemination of information among members concerning the computer arts and sciences."

1. The Tulsa Computer Society
2. POB 1133  
Tulsa OK 74101
3. Tulsa Vocational Technical School Seminar Room 3420  
E Memorial Dr
4. Last Tuesday of month at 7:30 PM
5. The I/O Port
6. Jerry Henshaw
7. (918) 836-7364
8. \$6 per year

1. The Computer Hobbyist Group of North Texas
2. POB 1344  
Grand Prairie TX 75051
3. UTA, University Hall, Room 108 and UTA, Green Center, Room 21530
4. 1 PM, third Saturday; 1 PM, first Saturday, respectively
5. Printed Circuit
6. Bill Fuller
8. \$7 per year
9. TRS-80, 6502, PET, 9900, Digital Group.

1. Houston Amateur Microcomputer Club



2. POB 37102  
Houston TX 77036
3. Various
4. Second Friday and fourth Tuesday
5. *NYBBLE*
6. Troxel Ballou
7. (713) 661-6806
8. \$12 per year

1. JSC Computer Hobbyist Club
2. c/o EP4/L W Jenkins, president  
NASA LBJ Space Center  
Houston TX 77058
3. Gilruth Research Center, LBJ Space Center
4. First Thursday, third Monday 5 to 7 PM
5. Meeting announcement flyer
6. EP4/L W Jenkins, president
8. \$7 per year first class mail  
\$4 per year JSC interoffice mail
10. Our *BYTE* subscription is mailed to JM6/Technical Library where it is available to club members and others in the periodical area.

1. Texas A&M Microcomputer Club
2. POB M9, Aggieldand Station  
College Station TX 77844
3. Room 203, Zachry Engineering Center, Texas A&M University
4. Alternate Wednesdays, tutorials on other Wednesdays
5. In process of publishing first issue
6. Larry Wayne Brown, president  
(713) 693-5748
8. \$5 per semester or \$10 per year
9. APL committee (8080); BASIC committee (6800); hardware and software tutorials; Micro Expo '79.
10. Micro Expo '79 to be held March 2, 3, and 4 1979 in the Memorial Student Center of Texas A&M University.

1. Alamo Computer Enthusiasts
2. 7517 Jonquill  
San Antonio TX 78233
3. Room 104, Chapman Graduate Center, Trinity University
4. Fourth Friday of every month
5. *Alamo Computer Enthusiast*
6. John R Stanton
7. (512) 657-3069
8. \$2 per year subscription
9. All areas.

1. Northside Computer Group
2. 5819 Brenda  
San Antonio TX 78240
6. John McClenny Jr
8. No dues
9. 6800, 6809, 6502 microprocessors, bipolar bit slices. Projects include 256 by 256 motion graphics; super cheap voice synthesis, making all our software ROMable; flight simulator program.

1. Permian Basin Computer Group
2. Data Processing Dept  
c/o Ector County Schools  
POB 3912  
Odessa TX 79760
3. Midland chapter: Student Center,

- Midland College  
Odessa chapter: Elect Tech Bldg,  
Rm 203, Odessa College
4. Midland chapter: Second Monday each month at 7:30 PM  
Odessa chapter: Second Saturday each month at 1 PM
5. None
6. John Rabenaldt
7. Midland: (915) 697-4607 after 6 PM  
Odessa: (915) 332-9151 ext 43 weekdays
8. None
9. Consumer (home) computers; home-built computers; color graphics; floppy disk systems; Selectric typewriter interfaces.

#### Zips 80000 - 90000

1. Southern Nevada Personal Computing Society (SNPCS)
2. 1405 Lucilee St  
Las Vegas NV 89101
3. Clark County Community College  
Cheyenne Campus, Room 1062
4. 12 noon, second Saturday each month
5. *HARD COPY* (monthly)
6. Edna H Wells, secretary
7. (702) 642-0212
8. Individual, \$12 per year; family \$18 per year; student \$3 per year
9. Our primary purpose is to assist each other in making informed decisions when buying computers, accessories and software.
10. We have (May 78) 54 members with widely varied technical backgrounds.

1. Northern Nevada Computer Club
2. c/o UNSCC  
POB 9068  
Reno NV 89507
3. University of Nevada Computing Center
4. 8 PM, second Wednesday, September thru May
5. None
6. Al Brady
7. (702) 784-4008
8. None
9. Information exchange for small computers.

The listings follow this form:

1. Name of organization
2. Mailing address
3. Meeting location
4. Meeting algorithm
5. Newsletter or publication
6. Contact person
7. Contact phone number
8. Dues or subscription fees
9. Special interests
10. Other comments

# BETTER BASIC FOR SWTPC

Introducing **G/2 Standard Basic** for the SWTPC computer series. It'll load faster and do more than you ever thought possible.

Developed by Microsoft™, the industry leader in microprocessor languages, and proved for more than 3 years in MITS applications, **G/2 Standard Basic** is now available for the first time for use with Southwest Technical Products Corporation's 6800 hardware.

Four to eight times faster than the basic you're now using, this interpreter offers string arrays, extensive string functions, Peek, Poke, Wait and Continue, direct execution of statements in the calculator mode, 10 nested machine language sub-routines, multidimensional arrays and much more. And it uses only 7K of memory.

Available now on cassette tape with full documentation. At your dealer, or write for information.

THE REASON  
YOU BOUGHT  
YOUR COMPUTER.



GRT  
CORPORATION

GRT Corporation

Consumer Computer Group  
1286 N. Lawrence Station Road  
Sunnyvale, California 94086  
(408) 734-2910

# Leave your stamp on it.



Functional Automation is a young, extremely well-financed mainframe computer company and we're offering you the challenge of a life-time. We want to give you the opportunity to leave your personal stamp on a significant project.

Our computer system employs the first new architecture of the 70's. It is a 64 bit mainframe, microprogrammed CPU with 128 bit wide WCS, oriented to high level languages. The software is primarily implemented in PL/1.

**Openings currently exist in the following areas:**

- Language Implementation
- Operating System
- System Verification
- Device Controllers
- Firmware

All functions include responsibility for design and implementation.

Send your resume to Mr. Jan Grondstra, Functional Automation, Inc., 118 Northeastern Blvd., Nashua, NH 03060.

## FUNCTIONAL AUTOMATION

Functional Automation is an equal opportunity employer M F

## FORTRAN IV

### THE MOST EXTENSIVE FORTRAN SYSTEM AVAILABLE, RUNNING ON THE Z-80

- \* ANSI Standard Fortran IV Compiler
  - Byte, Word, Real, Double, Complex, and String data types and operations.
  - Produces efficient and compact code.
  - Compiles up to 600 statements per minute.
  - Expressions in Do loops, output lists, etc.
- \* Linking Loader
  - Merges, links, and locates Fortran and Assembler modules.
  - Searches libraries for needed modules.
- \* Runtime Libraries
  - ANSI standard formatter.
  - All standard mathematical functions.
  - Sequential, Random and Blocked disk I/O.
  - Supports CP/M<sup>®</sup> and user-defined devices.

AVAILABLE NOW!! \$349  
OEM Inquiries invited.

**small systems SERVICES, INC.**  
P.O. Box 2400 Stn. A Champaign, Illinois 61820

CP/M is a Trademark of Digital Research Group.

## Clubs and Newsletters

### Zips 90000 - 99999

1. Glendale College Computer Club
  2. 1500 N Verdugo Rd  
Glendale CA 91208
  3. Glendale College
  6. R Unterman
  7. (212) 240-1000 ext 200
  8. \$2 per year
- 
1. Compucolor-Intecolor Users Group
  2. 5250 Van Nuys Blvd  
Van Nuys CA 91401
  3. Same as above
  5. Bimonthly
  6. Stan Pro
  7. (213) 788-8850
  8. \$15 first year
  9. Business programs; game programs; interfacing to other systems; special uses and interfaces to machines.
  10. Program interchange.
- 
1. San Diego Computer Society
  2. POB 9988  
San Diego CA 92109
  5. Yes
  8. \$4 membership donation; \$6 newsletter subscription
  9. The San Diego Computer Society is a nonprofit, tax exempt corporation whose purpose is to provide its members and the general public with a useful source of computer related information.
  10. Write to above address for membership application.
- 
1. Homebrew Computer Club
  2. POB 626  
Mountain View CA 94042
  3. Stanford Linear Accelerator Center and Sherman Fairchild Medical Center
  4. Printed in newsletter
  5. Homebrew Computer Club Newsletter
  6. Robert Reiling
  7. (415) 967-6754 after 7 PM
  8. Donation of \$10 to \$12 per year requested to pay meeting and newsletter costs.
  10. A sample Homebrew Computer Club Newsletter, listing meeting dates and location, may be obtained by sending an SASE to the Homebrew Computer Club Newsletter at the above address.
- 
1. The Apple Core
  2. POB 4816  
Main Post Office  
San Francisco CA 94101
  5. Yes
  6. Scot Kamins
  8. To be determined
  10. To qualify as a member, you must own or regularly use an Apple in any memory configuration.



**DIRECTORY, continued**

1. Bay Area Microprocessor Users Group (BAMUG)
2. 1211 Santa Clara Av  
Alameda CA 94501
3. 1450 53rd St, Emeryville CA
4. First Thursday of each month
5. Bay Area Microprocessor Users Group Newsletter
6. Timothy O'Hare
7. (415) 523-7396
8. Donations; no dues or fees required.
9. The club is open to all interested persons. It has an education forum every month with guest speakers to enlarge computer knowledge.
10. The club also has a software library, group buys on equipment and a swap meet at every meeting.

1. Diablo Professional Users Group  
c/o R J Hendrickson  
321 Golf Club Rd  
Pleasant Hill CA 94523
3. Library conference room, Diablo Valley College
4. Fourth Wednesday of each month
5. Meeting minutes constitute the newsletter
6. R J Hendrickson
7. (415) 687-8373
8. None
9. Professional applications of personal computer systems. Meetings are comprised of speakers, demonstrations and random access sessions.

1. 6800 Computer Club
2. POB 18081  
San Jose CA 95158
3. University of Santa Clara
4. First Tuesday of each month
5. None
6. Ray Boaz
7. (408) 269-9522
8. None
9. Everything on hardware and software for all 6800 systems.
10. For 6800 users we provide the place to exchange software, discuss problems, find solutions to problems, evaluate vendors, use limited

The listings follow this form:

1. Name of organization
2. Mailing address
3. Meeting location
4. Meeting algorithm
5. Newsletter or publication
6. Contact person
7. Contact phone number
8. Dues or subscription fees
9. Special interests
10. Other comments



**PSSST!**

Tip us off to the name of your favorite computer store\* and we'll send you a

**Verbatim**

Diskette for only

**\$3.00** including postage.

Mail diskette to:

\_\_\_\_\_  
\_\_\_\_\_  
\_\_\_\_\_

Disk wanted: Mini: 01 10 16 Maxi: Hard Soft System \_\_\_\_\_

Please note name and address of store on separate sheet. MasterCharge and Visa OK. Give acct. # and exp. date.

\* We'll tip him to our Verbatim dealer program. Dealers: call 800-523-9350 for details.



Computer Resources Company  
1437 Gordon St.  
Allentown, Pa. 18102



**Having Reservations About Your Software?**

**HUNT NO MORE!**

Smoke Signal Broadcasting presents the

**SG-1 SOURCE GENERATOR**

Program for disassembly of object code into source code for direct editing and re-assembly.

- Output directed to tape or disk with either SWTPCo's co-resident assembler format, or Smoke Signal Broadcasting's Text Editing System format.
- Reports number of bytes in source code file, number of external labels, number of local labels, and number of variables for computing memory space necessary to assembly source code generated.

Only \$24.95 (on cassette), \$30.95 (on diskette)



We're the "CHIEF" in 6800 products software

**SMOKE SIGNAL BROADCASTING**

6304 Yucca/Hollywood, CA 90028/(213) 462-5652

group buying power and exchange information on home computer news and events. We have a software library with programs on tape (KCS) at cost of reproduction and tape. All inquiries are answered when time permits.

1. Sacramento Microcomputer Users Group (SMUG)
2. POB 161513  
Sacramento CA 95816
3. SMUD Training Facilities, 59th St
4. Fourth Tuesday of each month, 7:30 PM
5. *Push & POP*
8. \$6 per year
9. PET and SOL workshops
10. Please write SMUG at the address above with all meeting, membership and other questions.

1. Aloha Computer Club Inc
2. POB 4470  
Honolulu HI 96813
3. Leeward Community College
4. First Wednesday of each month, groups at 6:30 PM, and meeting at 8 PM

5. *De Bugga*
6. Bob Holz
7. (808) 455-0271 or 455-4854
8. per year
9. C/M, Heath, 6800, and PCNET.

1. Portland Computer Society
1. 4032 SE Grant C  
Portland OR 97214
- Varies
- Social: First Thursday of each month; Business: Third Wednesday and Saturday of each month.
5. *PCS1976*
6. Percy G Wood
7. (503) 235-9641
8. \$10 per year
9. Language Theory SIG.

1. Northwest Computer Society
2. POB 4193  
Seattle WA 98104
3. Pacific Science Center
4. First and third Thursday of each month
5. *Northwest Computer News*
7. (206) 284-6109 (message)
8. \$7 per year
9. Timeshare at 50 cents per hour,

- annual computer fair in April and software contests
10. First meeting of each month we have guest speaker of demonstration; second meeting of each month is an open forum. News circulation is 1000.


1. Apple Core Computer Club
2. 220 N 2nd St #17  
Yakima WA 98901
3. J M Perry Institute  
2011 W Washington Av
5. None: monthly notification of meeting to members.
6. Jerry P Starzinski, president or Russell Miller, secretary
7. (509) 452-2540 (after 6 PM), 453-7169 (8 AM to 5 PM), respectively
8. \$5 per year
9. Many members have SwTPC 6800 systems. Lively trade of information and programs. Presently have eight working systems, three being build. Some members going into 8080s and others.
10. Club celebrated first anniversary May 25 1978 and has grown from eight founding members to a present membership of thirty. Lots of new and exciting projects in the planning stages.

1. Anchorage Computer Group
2. 364 H 6th St  
Ft Richardson AK 99505
3. Time and place to be determined
4. Monthly date to be determined.
6. Constantine T Papas
7. (907) 862-1238
9. Assistance to the novice home computerist.

### FOREIGN and INTERNATIONAL CLUBS and NEWSLETTERS

1. Microcomputers in Psychiatry
2. 26 Trumbull St  
New Haven CT 06511
3. none
5. *Microcomputers in Psychiatry*
6. Marc D Schwarz MD
7. (203) 562-9872
8. \$6 per year
9. A bimonthly newsletter for mental health professionals interested in sharing experiences and ideas about the use of computers in the field. Includes information on subscribers' uses of computers for psychiatric testing, history testing, therapy, research and simulations. Also includes reviews and notices of commercially available hardware and software for use in a mental health setting.

1. Transaction
2. POB 461  
Philipsburg PA 16866
5. *Transaction*
8. \$3 per year
9. Users group and newsletter for PET owners.



### TURN YOUR COMPUTER INTO A TEACHING MACHINE

The staff at Program Design did not learn about educational technology from a book—we wrote the book! We have been innovators in such teaching materials as programmed instruction and multimedia presentations. We also belong to that minority in education who actually test materials to see that people can learn from them.

Now Program Design brings this experience to the personal computer field. PDI is developing a line of educational and game programs for the whole family—from preschool child to adults.

Program Design educational software uses the computer's full teaching potential in exciting and effective ways. Programs are simple to use and memory efficient, and most important . . . they teach!

TAPES NOW AVAILABLE FOR THE TRS-80, PET, APPLE II

**SAMPLE OUR SOFTWARE FOR \$2.00.** Send us \$2.00, your name, address, and type of computer, and we'll send you a tape for your computer with actual samples of our programs.

Or circle our number on the reply card for a printed catalog.

Department 200 PROGRAM DESIGN, INC. 11 IDAR COURT GREENWICH, CONN 06830



1. KIM-1/6502 User Group
2. 109 Centre Av  
Norristown PA 19401
5. *KIM-1/6502 User Notes*
6. Eric C Rehnke
7. (215) 631-9335
8. \$5 for six issues
9. A communication medium for KIM users
10. Around 2000 members worldwide.

1. *Buss*
2. 325 Pennsylvania Av SE  
Washington DC 20003
3. none
5. *Buss: The Independent Newsletter of Heath Company Computers*
6. Charles Floto, editor
8. \$7 for 12 issues
9. Software and hardware compatible with H8, H11, or ET-3400.
10. Sample issue available upon request mentioning BYTE.

1. TRS-80 Users Group
2. 7554 Southgate Rd  
Fayetteville NC 28304
3. Our group is international so we do not have meetings.
5. *TRS-80 Users Group Newsletter*
6. R Gordon Lloyd
7. (919) 867-5822
8. \$10 per year (ten newsletters, 20 pages per issue)
9. Radio Shack TRS-80 computer, programs for the TRS-80, and interfacing the TRS-80 to the outside world.

1. SR-52 Users Club
2. 9459 Taylorsville Rd  
Dayton OH 45424
3. None
5. *52-Notes*
6. Richard C Vanderburgh
8. \$1 per issue of *52-Notes*; back issues start June 1976.
10. *52-Notes*: style and technical level are aimed at individuals with above average intelligence and attention span, but whose formal education may have ended with high school. Scope is all of the Texas Instruments personal programmable calculators. Coverage of the TI-58/59 machines began June 1977. The SR-52 Users Club is a national/international group.

1. Personal Computing Society
2. c/o James White

The listings follow this form:


1. Name of organization
2. Mailing address
3. Meeting location
4. Meeting algorithm
5. Newsletter or publication
6. Contact person
7. Contact phone number
8. Dues or subscription fees
9. Special interests
10. Other comments

# cañada

systems, inc.


## Boards DO Something

If your system needs to know what time it is, our CL2400 is the board for you. The present time in hours, minutes, and seconds is always available for input, and is continuously updated by the highly accurate 60 Hz power line frequency. Need periodic interrupts? The CL2400 can do that, too, at any of 6 rates. Reference manual with BASIC and assembly language software examples included.



**CL2400 Real Time Clock**  
\$98 / Kit \$135 / Assembled

If your system needs on/off control of lights, motors, appliances, etc., our PC3200 System components are for you. Control boards allow one I/O port to control 32 (PC3232) or 16 (PC3216) external Power Control Units, such as the PC3202 which controls 120 VAC loads to 400 Watts. Optically isolated, low voltage, current-limited control lines are standard in this growing product line.



**PC3200**  
Power Control System

PC3232 \$299/Kit	\$360/Assm.
PC3216 \$189/Kit	\$240/Assm.
PC3203 \$39.50/Kit	\$ 52/Assm.

P.O. Box 516  
La Canada, CA 91011  
(213) 790-7957

(formerly comptek)



Having Reservations About Your Software?

**HUNT NO MORE!**

Smoke Signal Broadcasting presents the

## SMART BUG A Cure For Mikbugitus

1024 byte monitor program for use with  
MOTOROLA 6800 microprocessor

- The only monitor really MIKBUG compatible.
- Designed to replace the MIKBUG ROM used in many systems including the SWTPCo's 6800 microcomputer.
- TRACE feature allows user to single step through a program, examining the registers if desired.
- MIKBUG entry locations maintained, including most relatively obscure ones.
- Quick program debugging when the TRACE is used with BREAKPOINT.

Instruction Manual and Complete Source Listing...\$19.50

SMARTBUG on 2708 including listing ..... \$39.95


SMARTBUG on 2716 including listing ..... \$49.95



We're the "CHIEF" in 6800 products software

**SMOKE SIGNAL BROADCASTING**

6304 Yucca/Hollywood, CA 90028/(213) 462-5652




## 16K RAM FULLY STATIC KIT \$350

10 SLOT MAINFRAME  
TT-10...KIT \$325


10 SLOT TABLE TOP  
MICROCOMPUTERS  
TT-8080...KIT \$440

SYSTEM WITH 16K & I/O  
TT-8080-S...KIT \$1050

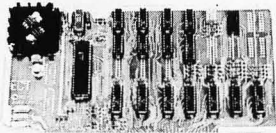


CARD CAGE &  
MOTHER BOARD  
ECT-100...KIT \$100  
CCMB-10...KIT \$75

WITH CONNECTORS  
& GUIDES  
ECT-100-F...KIT \$200  
CCMB-10-F...KIT \$125



CPU'S, MEMORY  
MOTHER BOARDS  
PROTOTYPING BOARDS  
EXTENDER CARDS  
POWER SUPPLIES



SHIPPING EXTRA

DEALER INQUIRIES INVITED

### ELECTRONIC CONTROL TECHNOLOGY

FACTORY ADDRESS:  
763 RAMSEY AVENUE  
HILLSIDE, N. J. 07205

MAILING ADDRESS:  
P. O. BOX 6  
UNION, N. J. 07083

(201) 686-8080

# the Mullen CB-1 Controller Board: now only \$88

People have used our original model CB-0 Controller Board for controlling audio systems, model railroads, time lapse photography, and dozens of other applications requiring intelligent, computer-controlled switching.

Our improved model CB-1 has all the features of its predecessor: 8 relays that respond to an 8 bit word for control purposes, 8 opto-isolators that accept input data for handshaking or further control purposes, full 5-100 buss compatibility, address selection switch, quality components and board, and so on.

But... the limited use (and expensive!) flat cable connector has been replaced with new connectors; these allow you to use pairs of wires of mixed gauges and lengths as needed. Also, a self-test feature is built on the board itself, and a new output design allows replacement of the relays with opto-isolators.

The best part is that you don't pay a penny more for these new features. In fact, compared to the CB-0 price, you pay 2,900 pennies less.

Available at computer stores nation-wide, or by direct mail (mail orders shipped postpaid in USA; Californians and sales tax).

### MULLEN COMPUTER BOARDS

BOX 6214, HAYWARD, CA 94545

## Clubs and Newsletters

1202 Riverview Ln  
Watertown WI 53094

5. Soon to be announced
6. Richard A Kuzmack
7. (703) 821-2873 (evenings)
9. The Society's communications objectives will include publication of a newsletter for computer clubs and a club directory. Surveys will be conducted and published to share information on matters of interest to computer enthusiasts. PCS will foster the development of standards such as those necessary to the operation of a personal computer communications network.
10. This national organization was recently formed to facilitate noncommercial applications of computer technology. It will foster communication and coordination among the numerous computer clubs and individuals in the personal computing community. The board of directors of PCS are: Charles Floto, Washington DC; Richard Kuzmack, McLean VA; Sol Libes, Scotch Plains NJ; Larry Press, Santa Monica CA; Jim Rarus, E Detroit MI; Robert Reiling, Mountain View CA; Gifford Toole, Mississauga, Ontario CANADA; M D Turner, Austin TX; and James White, Watertown WI.

1. Theater Computer Users Group
2. 104 N St Mary  
Dallas TX 75214
3. Assorted conventions of other groups (USITT, ATA)
4. Random
5. *TCUG Newsletter*
6. Mike Firth
7. (214) 827-7734
8. \$4 per year
9. Uses of computers of any size, but particularly small ones, in any aspect of producing live drama, including lighting control, ticket management, bookkeeping, inventory, costing, research.
10. A national organization created to share data in a specific area.

1. Association of Small Computer Users
2. 75 Manhattan Dr  
Boulder CO 80303
5. *Interactive Computing, Minicomputer News and Datapro Feature Reports*
8. \$25 per year
9. The Association of Small Computer Users is a nationwide professional organization devoted to providing an unbiased source of user oriented information on mini and microcomputers for business and scientific applications. It is organized as a nonprofit association to represent and serve small computer users and to provide a forum for the ex-



DIRECTORY, continued

change of information among small computer users.

1. Robot Builder
2. 208 Via Colorin  
Palos Verdes Estates CA 90274
3. none
5. *Robot Builder*
6. Michael Westvig
7. (213) 378-0580
8. \$6 per year (bimonthly), \$12 overseas, beginning with volume 2, number 1, January 1979.

1. Computer Information Organization Inc
2. POB 158  
San Luis Rey CA 92068
3. Publishing only
5. *Radio Shack Computing, Low-Cost Word Processing and S-100 Bus Computer User Notes*
6. Bill McLaughlin, editor
7. (714) 757-4849
8. *Radio Shack* \$10 for 12 issues, *S-100* \$5 for six issues and *Word Processing* \$12.95 for 12 issues
9. Real uses of computers: either business, home, education, small or large organization
10. *Word Processing* newsletter is developing interfaces to ordinary electric typewriters, to Selectric, Olivetti and other single element typewriters, to Friden and other special machines.

1. PPC
2. 2541 W Camden Pl  
Santa Ana CA 92704
5. *PPC Journal*
6. Richard J Nelson, publisher
8. \$15 per year
9. To share programs, techniques, news, etc, for HP PPCs.
10. Six chapters at present: Cincinnati/Dayton, Chicago, Washington DC, Albuquerque, Orange County and NE Iowa Chapters. Nearly 2000 members in 35 countries. Started June 1974. For more information send 9 by 12 inch SASE (2 oz postage attached) to above address.

The listings follow this form:

1. Name of organization
2. Mailing address
3. Meeting location
4. Meeting algorithm
5. Newsletter or publication
6. Contact person
7. Contact phone number
8. Dues or subscription fees
9. Special interests
10. Other comments

WE SHIP FROM STOCK

**TELETYPE MODEL 43 - Only \$985**

300 baud, full ASCII character set, 132 column width, 30 cps, quiet, light-weight, dependable.

With RS 232 ..... \$1085

- 
- TECHNICO 9900 16 BIT COMPUTER KIT ..... \$299  
RCA VIP KIT ..... \$230  
EX-150 ELECTRONICS EXPERIMENT KIT ..... \$65  
HAZELTINE 1500 ..... \$1045  
HAZELTINE 1500 KIT ..... \$895  
HAZELTINE 1510 ..... \$1165

To order: Check, money order, major credit cards. \$6 shipping. NYC residents add 8% tax.

We have no reader inquiry number. Please write or phone.

**OWENS ASSOCIATES, DEPT. B-S**  
147 NORWOOD AVENUE  
STATEN ISLAND, NEW YORK 10304

Day, Evening, Weekend Calls Welcome!

(212) 448-6283

(212) 448-6298



Having Reservations About Your Software?

**HUNT NO MORE!**

Smoke Signal Broadcasting presents the

**SA-1 SUPER ASSEMBLER**

Uses Motorola Standard Mnemonics  
for 6800 Microprocessor

- Input source code from file on Smoke Signal Broadcasting's BFD-68 disk system.
- Disk capability allows assembly of source code larger than available memory.
- Outputs object code to disk file.
- Assembly listings include alphabetized and tabulated symbol table.
- Complete source listing included.

Only \$29.00 (on diskette)



We're the "CHIEF" in 6800 products software

**SMOKE SIGNAL BROADCASTING**

6304 Yucca/Hollywood, CA 90028/(213) 462-5652

1. Calculator Lib: The Liberated Calculator Users Club
2. POB 2151  
Oxnard CA 93034
3. Ventura County (we do not have a permanent meeting address yet)
5. Quarterly club activity report and the irregularly published newsletter *Calculator Lib*
6. Gene Hegedus
7. (805) 486-7191
8. Yearly membership dues of the non-profit club is \$6 which includes the quarterly reports. The irregularly published newsletter *Calculator Lib* is \$2.75 per issue postpaid.
9. This global club (with members on three continents) is the first to serve the interests of all calculator users, regardless of the make of their machines. It is dedicated to exploring the limits of the state of the art of calculator mathematical techniques.
10. The club presently is in a formative stage, having been organized on requests of *Calculator Lib* readers and therefore presently we need members who will volunteer as officers of the club, working on the editorial committee (for the quarterly report) as correspondents,

reporters, etc (all this with the understanding that no salaries will be paid). The operation and future action of the club depends upon the interest, ability and resources of the individual members. More information on The Liberated Calculator User's Club is available for a (#10) SASE from Gene Hegedus, Calculator Lib, POB 2151, Oxnard CA 93034.

1. Computer Faire
2. POB 1579  
Palo Alto CA 94302
3. Varies
4. Varies
5. *Silicon Gulch Gazette* (a randomly published 4 to 20 page newspaper)
6. Jim Warren
7. (415) 851-7075
8. None
9. Intelligent machines for home, business and industry

1. SOLUS, The Sol User's Society
2. POB 23471  
San Jose CA 95153
3. Local chapters in various cities across the country
5. *SOLUS News*

8. \$10 (US dollars only) in USA, Canada and Mexico; \$15 (US dollars only) elsewhere
9. To facilitate exchange of information and software among owners of Processor Technology Sol Computer Systems (or other computers with VDM and CUTS or HELIOS), to review hardware and software products tested for Sol compatibility and consumer advocate.
10. We maintain a cooperative but independent relationship with the manufacturer. Send \$1 for sample issue of newsletter.

1. HEX Users Group
2. 36012 Military Rd S  
Auburn WA 98002
3. None: correspondence only
5. *HEX Newsletter*
6. Charles C Worstell
7. (206) 927-6038 (Tacoma WA)
8. First time send SASE; \$4 for next seven issues of newsletter which is irregular.
9. Low cost, effective system without ASCII keyboard; Motorola 6800 EVK/II kit is most popular.
10. Have monitor system to use BASIC on original 24 key keyboard of Motorola 6800 EVK/II.

1. Societe' d'Informatique Amateur du Quebec
2. C P 9242  
Sainte-Foy, PQ  
CANADA G1V 4B1
3. Pav Vachon, Salle 3870, Univ Laval
4. Second Monday of each month at 7:30 PM
5. *La Routine*
6. Gilles Paillard, secretary
7. (418) 871-1960
8. Nonstudent \$20, student \$15 or journal only \$10
10. Activities for current year cease in June with election of new officers, and resume in September.

1. Ottawa Computer Group
2. POB 13218  
Kanata Ontario  
CANADA K2K 1X4
3. National Research Council Auditorium, 100 Sussex Dr, Ottawa Ontario CANADA
4. First Monday of each month, 8 PM
5. *OCG Newsletter*
6. W Mitchell, secretary
7. (613) 596-2287
8. \$5 per year and \$5 initiation fee.

1. Association of Computer Experimenters (ACE)
2. c/o Ken Bevis, 220 Cherry Post Dr  
Mississauga, Ontario  
CANADA L5A 1H9
3. Hamilton, Ontario CANADA
5. *Ipsa Facto*
6. Bernie Murphy, editor, 102 McCraney St, Oakville Ontario, CANADA L6H 1H6
7. Tentatively \$10
8. Microcomputers, peripherals and software in general, with RCA-1802

## P.E.T.™ PRODUCTS

### SOFTWARE/ACCESSORIES/HARDWARE

**Memory Expansion!!**-31,743 Bytes Free!-**NEECO** now has internal memory Expansion Boards Available for your PET! 16K, 24K and 32K Memory Configurations. Call or write **NEECO** and ask for our **\*Free\*** Software and Hardware Directory. Power up to 32K Bytes! Call **NEECO** for more info.

**Software-NEECO** has too many programs to list them all here! Call or write and ask for our **\*Free\*** Directory! \*\*Software Authors!-**NEECO** offers 25% Royalties on Pet programs with nationwide distribution!-Call **NEECO** for additional information on our 25% Royalty Program.

**PET & Peripherals-NEECO** offers fast (off the shelf?) delivery schedules for the **Pet Computer** and **Peripheral 2020 Printer**. **NEECO** also offers excellent personal & Warranty service!!! Interested in a **Pet?** Call and request our **P.E.T.** Info Pak. Feel free to call and ask questions.

**The Music Box**- Music Composer and sound effects generator allows you to compose and hear music on your **Pet!** -Program & Hardware allows you to display notes, hear the notes, save pages of music on tape for later playback or modification! The **Music Box** actually displays the notes as a song or tune is played!-Allows you to add sound effects to your own **Pet** Programs.-Endless Possibilities!-All Cassette Software, plug-in Hardware, and **Music Box** instructions for only \$49.95! **Music Box** Fits right inside your **Pet** -No assembly required! **Music Box** even plays random tunes!

**NEECO Dust Cover**- Protect your **Pet!** Cover your **Pet's** delicate circuitry and keyboard from dust that can, over time, cause intermittent chip failures! Heavy, clear **Plastic Dust Cover** shows off your **Pet** while protecting it from dust, spills, and those inevitable 'Unwanted Sticky fingers'! Manufactured to last as long as your **Pet!**-only \$17.95


VISA OR MC Phone orders Accepted--(4% Surcharge on Hardware)

**NEW ENGLAND ELECTRONICS CO.**  
248 Bridge Street  
Springfield, Mass. **739-9626**

"Authorized PET Sales & Service"  
"Guaranteed Delivery"  
Schedules for all of our  
PET Customers. Call  
for our PET Package.



# LSI-11 TIME



It's **TIME** you brought your LSI-11 up to **DATE**. **TIME** and **DATE**, two important parameters in the computer world, are available to your LSI-11 on one **DUAL SIZE BOARD**. When requested, the TCU-50D will present you with the date (month and day), time (hour and minutes), and seconds. Turn your computer off and forget about the time — your battery supported TCU-50D won't, not for 3 months anyway. The correct date and time will be there when you power up.

The TCU-50D is shipped preset to your local time, but can be set to any time you want by a simple software routine.

**AT \$295**

## YOU CAN'T AFFORD TO IGNORE TIME

Time is only one way we can help you upgrade your LSI-11 or PDP-11 system. We'd also like to tell you about the others. So contact Digital Pathways if you're into -11's. **We are too.**



**DIGITAL PATHWAYS INC.**

4151 Middlefield Road • Palo Alto,  
California 94306 • Telephone (415) 493-5544

- microprocessor and software in particular.
- The ACE club started in September 1977 and has about 450 members from across the US and Canada.

- Toronto Region Association of Computer Enthusiasts (TRACE)
- POB 545, Streetsville, Ontario CANADA L5M 2C1
- North Campus, Humber College, room J209 and Ontario Science Centre, lecture hall C
- Fourth Friday of each month, 8 PM and second Sunday of each month, 2 PM, respectively
- TRACE Newsletter
- Ross Cooling, president
- (416) 488-3314
- \$15 per year or \$7 per year newsletter only.

- Kitchener-Waterloo Microcomputer Club
- E2-3354 Electrical Engineering Dept, University of Waterloo Waterloo, Ontario CANADA N2L 3G1
- Engineering 4, room 3388, University of Waterloo
- First Wednesday of each month, 7:30 PM
- None
- Roger K Sanderson
- (519) 579-6445 (home) or 885-1211 ext 3815 (work)
- None
- We hold very informal meetings for the purpose of getting people with similar interests together. We also have a small dedicated group of regulars who are doing interesting hardware and software development.

- West Coast Computer Society
- POB 4476 Vancouver BC CANADA
- British Columbia Institute of Technology, room D412
- First Wednesday of each month at 8 PM (no meetings July and August)
- Print Out
- Peter Luckham
- (604) 522-3484
- \$15 per year
- Personal computing.

The listings follow this form:

- Name of organization
- Mailing address
- Meeting location
- Meeting algorithm
- Newsletter or publication
- Contact person
- Contact phone number
- Dues or subscription fees
- Special interests
- Other comments



Having Reservations About Your Software?  
**HUNT NO MORE!**

Smoke Signal Broadcasting presents the

## SG-1 SOURCE GENERATOR

Program for disassembly of object code into source code for direct editing and re-assembly.

- Output directed to tape or disk with either SWTPCo's co-resident assembler format, or Smoke Signal Broadcasting's Text Editing System format.
- Reports number of bytes in source code file, number of external labels, number of local labels, and number of variables for computing memory space necessary to assembly source code generated.

Only \$24.95 (on cassette), \$30.95 (on diskette)




We're the "CHIEF" in 6800 products software

**SMOKE SIGNAL BROADCASTING**

6304 Yucca/Hollywood, CA 90028/(213) 462-5652

# ENTREPRENEURS



If you can program a mini and own one, you may have almost everything to start your own systems house. Find out how, from this detailed manual by an EDP professional who successfully did it.

## HOW TO START YOUR OWN SYSTEMS HOUSE

by Leslie Nelson  
Second Edition Aug. 1978  
213 pages \$36.00

## HANDBOOK OF SMALL BUSINESS COMPUTER CONSULTANTS

Practical guide for programmers, accountants, engineers to become an independent SBC consultant. Systematic coverage of technical, marketing, financial and legal aspects.

198 pages \$28.00

Forthcoming:

## HOW TO START A SUCCESSFUL COMPUTER STORE \$38.00



Send check to:  
**ESSEX PUBLISHING CO.**  
285 Bloomfield Ave., Dpt. B9  
Caldwell, N.J. 07006

Credit card orders: send card #, date exp.  
Add \$3.00 for rush, air-mail shipping. N.J. residents add 5% sales tax.

**COMING TO ATLANTA IN OCTOBER...**

# BizComp '78

★ October 27-29  
Marriott Motor Hotel, Atlanta, Georgia ★

•Crowds•Exposure•Sales•

Atlanta, The Computer City Of The South...

BizComp '78, The Reason For Being There!

**Plan To Exhibit: Reserve Space Now!**

BizComp '78 will highlight the relatively small budget necessary for the independent business operator to be able to purchase an in-house computer system. All facets of the small business computer industry will be on display from the latest innovations in computers to business software and word processing, supplies and services. BizComp '78 will also emphasize to the small businessman the simplicity and dependability of microcomputer systems.

**Plan To Attend: Daily Seminars!**

At the door registration will be \$4.00 per day. Register now for \$2.00 per day. Pre-registration offer expires October 20th. When ordering your tickets, please make certain to indicate dates you will be attending and number of tickets per day. All tickets are color coded. All early registrants will receive a special copy of the Expo seminar schedule. Tickets will be mailed immediately upon receipt of your check. Please make checks out to Felsburg Associates, Inc.

**For Complete Details Write Or Call Today!**

**Felsburg Associates, Inc.**  
12203 Raritan Lane—P.O. Box 735  
Bowie, Maryland 20715  
(301) 262-0305  
Seventeen Years Producing Quality Expositions

## Clubs and Newsletters

1. Microcomputer Encounter Group
2. 207-885 Old Esquimalt Rd  
Victoria BC  
CANADA V9A 4W9
6. Varghese Cherian, secretary
9. Exchanging information and ideas.

1. Amateur Computer Club
2. 7 Dordells  
Basildon, Essex  
ENGLAND
5. Six times a year
6. Mike Lord
7. (0268) 4 11125
8. £2 PA or \$4 (US currency)

1. Hobby Computer Club
2. Delftsekade 12  
2266 A J Leidschendam  
NETHERLANDS
3. Several towns in Belgium and the Netherlands.
4. Usually once each month
5. *Hobby Computer Club Nieuwsbrief* (Dutch), bimonthly
6. Dick Barnhoorn
7. Netherlands 070-273537
8. Netherlands: 15 Guilder; Belgium: 225 Franc
9. No bias to any system or micro-processor
10. Membership passed 800 in May 1978. Hardware service (cheap parts and reductions) and software library started in January 1978. HCC Computer Day in October. We're taking part in several large scale exhibitions to promote the concept of personal computing.

1. Japan Microcomputer Club
2. Kikaishinko-kaikan, JEIDA  
5-5-8, Shiba-koen, Minato-ku  
Tokyo JAPAN
3. Same as above
4. Twice a month
5. *Micom* (Japanese version), *Micom Circular* (Japanese version), *Micro Computer News* (English version)
6. Koji Yada, editor
7. 03-438-1869
8. Y6,000 per year
9. All aspects of hobbyist computers for persons in Japan. ■

The listings follow this form:



1. Name of organization
2. Mailing address
3. Meeting location
4. Meeting algorithm
5. Newsletter or publication
6. Contact person
7. Contact phone number
8. Dues or subscription fees
9. Special interests
10. Other comments



# Book Reviews

The 8080 Programmer's Pocket Guide  
 Scelbi Computer Consulting Co  
 Milford CT 06460  
 \$2.95

Tychon 8080 Hex Code Card  
 by Tychon Inc  
 POB 242, Blacksburg VA 24060  
 \$2.95



At first it might seem odd to review the 8080 Programmer's Pocket Guide and the 8080 Hex Code Card at the same time, but they both serve as quick references for 8080 assembler programming and hand assembly of the resulting programs. Either one alone is a great improvement over thumbing through the appendices of larger books; ideally you should have both.

The 8080 Programmer's Pocket Guide is a small booklet (4.5 by 3.5 inches, 11.5 by 9 cm) intended as a quick reference to the 8080 instruction set. It has three sections. The first is a discussion of each instruction in the set describing what it does, what flags

## The "Blue Box"

### IDS MODEL 60 MODEM AND TERMINAL INTERFACE POCKET ANALYZER

Our Model 60 is called "The Blue Box" by thousands of users. This compact unit packs the most testing capability per dollar. Pinpoints the source of trouble between the Modem and Terminal. Provides access to all 25 lines of the EIA RS 232 interface. Has 12 monitoring LED's plus two voltage-sensing LED's. 24 miniature switches allow isolated testing and observation of all signals. Mini-jumpers included for cross-patching and signal monitoring. Sturdy 10 oz. unit has hard plastic case, is battery powered, regular or rechargeable. Immediate delivery.

**INTERNATIONAL DATA SCIENCES, INC.**  
 Seven Wellington Rd., Lincoln, R.I. 02865 Tel: (401) 333-6200  
 TWX: 710-381-0285 Export: EMEC, Box 1285, Hallandale, Florida 33009

## Having Reservations About Your Software? HUNT NO MORE!

Smoke Signal Broadcasting presents the

### TD-1 TRACE/DISASSEMBLER

Provides interactive tracing and disassembly for 6800 program debugging.

- TRACE allows programmer to control execution of program under test for examination of processor's internal registers and memory on instruction-by-instruction basis.
- DISASSEMBLY converts machine code to easy to read mnemonics.
- Hex code for the opcode and program counter displayed in addition to mnemonic, when instruction is listed.
- Contents of any register or any memory location may be changed at any time.

Only \$19.95 (on cassette), \$25.90 (on diskette)  
 We're the "CHIEF" in 6800 products software

### SMOKE SIGNAL BROADCASTING

6304 Yucca/Hollywood, CA 90028/(213) 462-5652

# 6800 SOFTWARE

Payroll .....	\$400
Math Package, 11½ digit accuracy with Fortran style formatting .....	\$100
Editor — Text Processor (with mailing lists & labels) .....	\$100
Inventory with Job Cost .....	\$400
other inventory programs from .....	\$200
Accounts Receivable .....	\$400
General Ledger .....	\$400
Stock Market-Club with Tax Reports .....	\$ 75
Digisector Software (scans twice as fast) .....	\$100

## Custom Programming Our Speciality

### AAA Chicago Computer Center

3007½ W. Waveland Ave.  
Chicago, IL 60618  
Phone: (312) 539-5833  
(3 P.M. - 5 P.M. only)

it affects, and the octal and hexadecimal values for it. The second part is a discussion of a program for loading Intel hexadecimal format paper tapes. The third section is a summary of the instruction set ordered by function. This gives the instruction, its octal and hexadecimal values, the number of cycle states, and the page on which the instruction is discussed.

I find this booklet very useful. There is, however, one minor blemish that may confuse some users. Parts of the booklet are adapted from Scelbi's *8080 Software Gourmet Guide and Cookbook*. This cookbook, like previous Scelbi publications, uses a set of mnemonics which were based on those for the 8008. Scelbi has since changed over to the standard Intel 8080 mnemonics, and they use the standard ones throughout the pocket guide. However, some of the discussions taken from the previous book still use the old mnemonics (eg: LBA rather than MOV B, A). Also, the text occasionally

refers to appendices from the cookbook. But these are minor problems; the booklet is well worth having.

Tychon's 8080 Hex Code Card (15 by 8 cm) is a slide rule type summary of the 8080 instruction set. Also available is a card for those who prefer octal. The front of the card gives all the instructions and their hexadecimal values, and tells how each instruction affects the flags. The back of the card gives an ASCII chart, a hexadecimal to binary conversion chart, a chart of the register pairs, and one of the flag byte. The card itself is made of fairly heavyweight cardboard. If Tychon ever puts a plastic card out I'll be among the first to buy it, since the present card is used so much that I may wear it out. If you ever hand assemble programs for the 8080, I highly recommend this card.

John A Lehman  
716 Hutchins #2  
Ann Arbor MI 48103 ■

## \$95 Stand Alone Video Terminal

```

aB75eBc\pvmΣφωR0123°±÷%[]|←→↑↓
!"#$%&'()*+,-./012456789:;<=>?
@ABCDEFGHIJKLMN0PQRSTUUVWXYZ[\]^_
`abcdefghijklmnopqrstuvwxyz{|}~
    
```

### SCT-100 FEATURES:

- 64 X 16 line format with 128 displayable characters
- Serial ASCII or BAUDOT with multiple Baud rates
- \$187 Assembled or \$157 Kit (Partial Kit \$95)
- Full cursor control with scrolling and paging
- On board power supply
- Many additional features

Call or write today. MC/VISA accepted

XITEX CORP. P.O. Box #20887  
Dallas, Texas, 75220 ● Phone (214) 386-3859  
Overseas orders and dealer inquiries welcome



# Languages Forum

## Making an H9 Understand Lower Case

George J Frye  
Frye Electronics Inc  
POB 23391  
9826 SW Tigard St  
Tigard OR 97223

We have been using the Heathkit LSI-11 computer as supplied with their model H9 CRT terminal and recently ran into an interesting problem. Source programs that included lower case alphabetical ASCII characters would not read out on the terminal in an intelligible way; the 64 character generator just went bananas and interpreted these lower case characters as slashes, percent signs, etc.

I have also noted that some other devices, such as the Practical Automation DMTP-6-uP Printer, also use 64 character sets, and may be faced with the same problem.

The Heath terminal is easily modified so that both upper and lower case alphabetical characters read out as upper case. (Some form of this modification may also work with the above printer.)

Heath feeds the character generator chip, IC205, with a 6 bit signal latched through from the ASCII bus. The most significant data line is latched onto the character generator board but not run to IC205. A bit of study will show that changing the drive to the most significant bit of IC205 from ASCII bus line 6 to an inverted ASCII bus line 7 will cause the character generator to recognize lower case and upper case alpha characters as upper case (Tektronix uses this trick in their display terminals).

The modification is easily done by cutting the run from pin 15 of IC203 (bit 6) to pin 1 of IC206, soldering in a wire from pin 10 of IC203 (bit 7) to pin 11 of IC219, and soldering in another wire from pin 10 of IC219 to pin 1 of IC206. IC219 is a hexadecimal inverter, and the pins 10 and 11 are the output and input of an unused section of this IC. ■

Circle 311 on inquiry card.

## SOMETHING SPECIAL FOR THE S-100 BUS

	LIST PRICE	OUR CASH PRICE
International Microcomputer Corp. Keyboard — ASR 37 Format with 128 Characters and a numeric Entry Pad. Assembled and tested with enclosure.	169 <sup>95</sup>	145 <sup>00</sup>
Mountain Hardware Introl AC Controller and Remote Kits.	248 <sup>00</sup>	210 <sup>00</sup>
Mullen Extender Board Kit with Logic Probe	35 <sup>00</sup>	29 <sup>00</sup>
North Star Horizon I Kit	1599 <sup>00</sup>	1339 <sup>00</sup>
IMSAI 8080 Kit (PCS 8010)	699 <sup>00</sup>	569 <sup>95</sup>

### Ask About Our Discounts On The Many Other Lines We Stock.

Above Prices Include Cash Discounts. Shipping Charges Extra.  
Subject To Available Quantities.

Bus. . . . **S-100, inc.**

Address. . . **7 White Place  
Clark, N.J. 07066**

Interface. . . **(201) 382-1318**



Having Reservations About Your Software?  
**HUNT NO MORE!**

Smoke Signal Broadcasting presents the

## SD-2 6800 BASIC COMPILER

For High Performance Process Control Programs and  
Business Applications

- Fast execution---syntax analysis of line not performed each time line is executed.
- More power in runtime package---no room needed for statement analysis, program editing and listing.
- Wider variety of facilities --- nested conditions, IF—THEN—ELSE, and others.
- Decimal floating point, accuracy to a minimum of 9 digits, dollar values to \$99,999,999.99.
- PRINT USING for formatted output.
- Utilizes RANDOM ACCESS disk files.

\$325.00 (manual only, \$10.00)

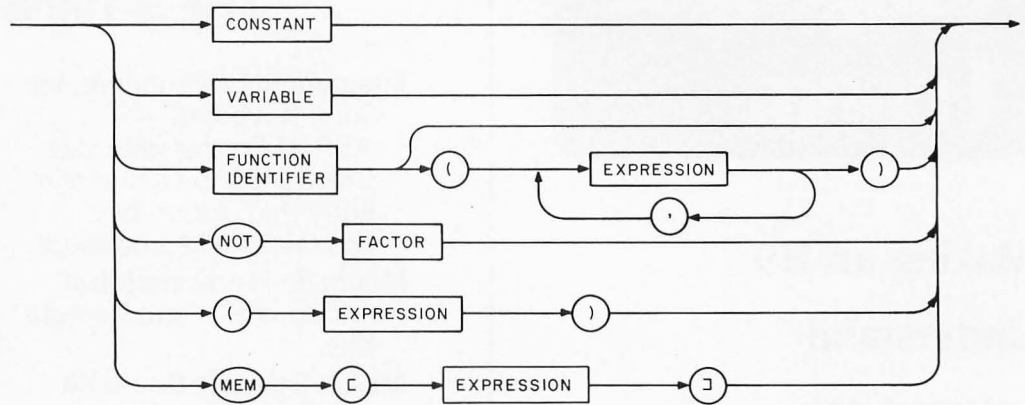


We're the "CHIEF" in 6800 products software

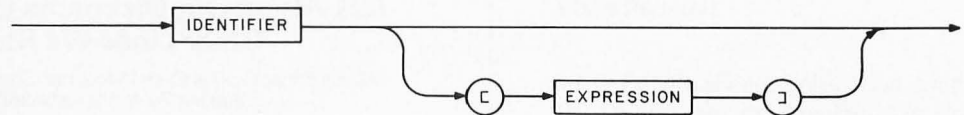
**SMOKE SIGNAL BROADCASTING**

6304 Yucca/Hollywood, CA 90028/(213) 462-5652

FACTOR



VARIABLE



CONSTANT

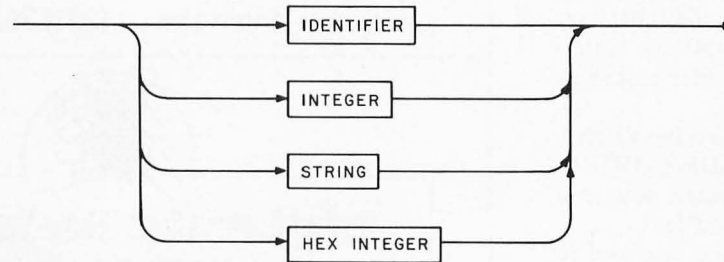


Figure 3, continued: Notice that some of the diagrams, for example FACTOR, contain themselves in their own definitions. This is known as a recursive definition.

For instance:

*mem [i]:=mem[j];*

reads the byte from the memory location *j* and writes it back to memory location *i*. Machine language subroutines can be called from Pascal programs. The statement:

*Call (i);*

can be used to make a call to memory address *i*.

The P-Machine

The p-machine is a stack oriented machine consisting of four registers and two memory storage areas. Memory is separated into program storage and data storage areas. The program storage area contains the program codes (p-codes), and remains un-

changed during program execution. The data storage area contains the values of variables. It is also used to store temporary values during arithmetical and logical operations.

Though the variables can be fetched and stored in a random fashion, the data storage area operates as a stack with respect to arithmetical and logical operations and runtime storage allocation. Arithmetical and logical operations are done on the top elements of the stack, and the results of the operations are pushed back on the stack. In this respect, one might call it a zero address machine, since operations (except store and load instructions, which must specify an address) are done without reference to any address. Later we will discuss the use of the stack during runtime storage allocation.



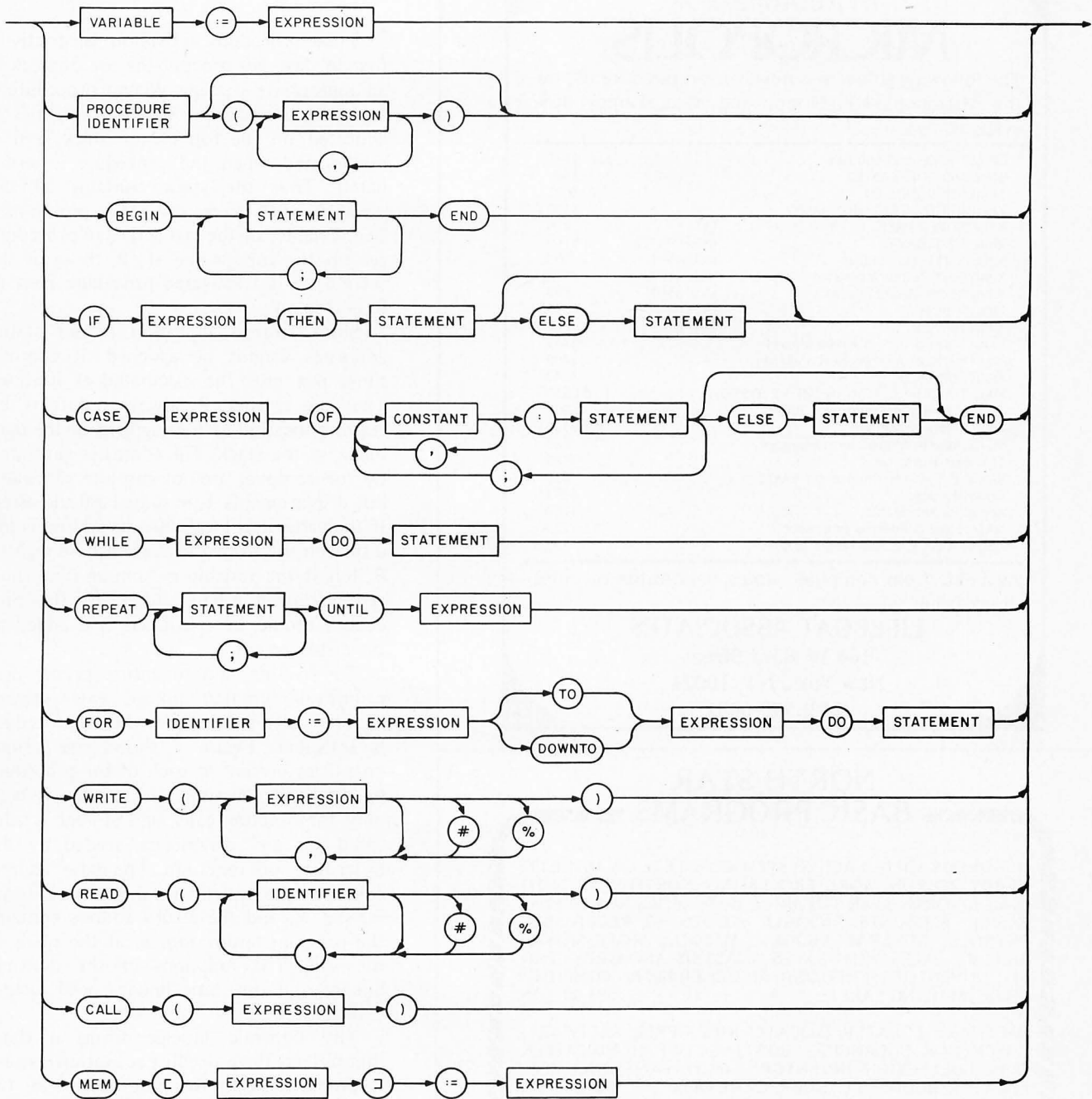


Figure 3, continued.

The four registers in the p-machine are the program counter, P, which points to the next executable instruction in the program storage; the instruction register, I, which contains the current execution instruction; the stack pointer, T, which points to the top of the stack, and the base address register, B, which contains the current base address. The functions of the first three registers should be quite clear from the above discussion. The function of register B will become clear after we discuss storage allocation.

Each variable in a Pascal procedure has a

scope and lifetime. The scope of a variable is the range within which it can be referenced. The scope of a Pascal variable is simply the procedure block to which it belongs. The lifetime of a variable is from the time storage is allocated for it to the time storage is deallocated. In Pascal, this is the time the procedure defining the variable is activated to the time a return is executed by the procedure. This is different from the way variables are treated in BASIC, where the scope of a variable is the entire program and its lifetime the entire execution time.

## NEW SOFTWARE AVAILABLE FOR **MICROPOLIS™**

The following software is now being offered for use on the Micropolis MetaFloppy and MacroFloppy disk systems.

CP/M™ FDOS and Utilities		From \$145
Microsoft FORTRAN-80		\$400
Microsoft COBOL-80		\$625
Microsoft Disk Extended BASIC		\$300
Xitan SUPER BASIC	(A3)	\$99
Xitan DISK BASIC	(A3+)	\$159
Xitan Z-TEL Text Editor	(A3, A3+)	\$69
Xitan Text Output Processor	(A3, A3+)	N/A
Xitan Macro ASSEMBLER	(A3, A3+)	\$69
Xitan Z-BUG	(A3+)	\$89
Xitan LINKER	(A3+)	\$69
Xitan Package A3 (as keyed above)		\$249
Xitan Package A3+ (as keyed above)		\$409
Xitan Fortran IV		\$349
Xitan DATA BASE MANAGEMENT SYSTEM		\$1,250
CBASIC Compiler/Interpreter BASIC		\$95
MAC Macro Assembler		\$100
SID Symbolic Instruction Debugger		\$85
TEX Text Formatter		\$85
BASIC-E Compiler/Interpreter BASIC		\$30
General Ledger		\$995
Accounts Receivable		\$750
NAD Name & Address Processor		\$79
QSORT Disk File Sort/Merge Utility		\$95

Available from computer stores nationwide or order direct from:

**LIFEBOAT ASSOCIATES**  
164 W. 83rd Street  
New York, N.Y. 10024  
(212) 580-0082

## NORTH STAR BASIC PROGRAMS

HUNDREDS SOLD, EACH SYSTEM COMPLETE ON DISKETTE READY TO RUN. WORD PROCESSING, NORTH STAR TUTORIAL I, NORTH STAR TUTORIAL II (TEACHES NORTH STAR BASIC), ACCOUNTS PAYABLE, ACCOUNTS RECEIVABLE, PAYROLL, GENERAL LEDGER, MEDICAL-PROFESSIONAL, BILLING, SALES WITH SALES ANALYSIS AND GROSS PROFIT, INVENTORY, HISTOGRAM GENERATOR, COMPUTER CHESS, MAILING LABELS. **\$35.00 each.**

SOFTWARE LOCATER (LOCATE, INDEX-FREE SOFTWARE), CHECKBOOK BALANCING, BOWLING-GOLF HANDICAPPER, COIN COLLECTION INVENTORY, IMPORTANT DOCUMENT LOCATER, BUDGET PLANNER, GAME DISK. **\$25.00 each.**

IQ TESTER, COMPUTER MEMORY DIAGNOSTIC PERSONAL FINANCE, BUSINESS FINANCE, BIORHYTHM GENERATOR, DIET PLANNER, CRYPTOGRAPHIC ENCODER, MATH TUTOR, A SORT UTILITY. **\$15.00 each.**

*EQUIPMENT REQUIRED, SINGLE DRIVE, 8K FREE MEMORY, PRINTER OPTIONAL.*

TRS-80 LEVEL I & II (ON CASSETTE) STOCK MARKET ANALYSIS, GRAPHICS, TREND LINE ANALYSIS, BUSINESS APPLICATIONS. **\$15.00.**

BLANK DISKETTES \$3.80 (UNDER TEN ORDERED, ADD \$2.00 FOR SHIPPING; OVER TEN SHIPPED POSTPAID).

CPM COMPATIBLE BASIC PROGRAM LISTINGS ALSO AVAILABLE.



**SOFTWARE**  
DEPT. 11 P. O. BOX 2528  
ORANGE, CA 92669

Since procedure activation is strictly a first in, last out process, the use of stack is an appropriate strategy. When a procedure is activated, storage for its local variables is allocated on the top of the stack, and is deallocated when the procedure is terminated. Thus the stack contains all the variables of the currently active procedures. The variables of the last activated procedure are on the top of the stack, those of the second to last activated procedure next to it, and so on.

Since storage allocation is not static, addresses cannot be assigned at compile time, but must be calculated at runtime. The base register, B, always points to the starting location of the segment of the data block in the stack. The addresses generated by the compiler are not absolute addresses, but displacements from some base addresses. If the variable is local, then its address is the displacement from the current base register B; but if the variable is from an outer procedure, then the base address for that procedure should be calculated, and added to the displacement.

To do this, and to ensure proper procedure or function linkage, extra storage is allocated on the stack when a procedure is activated. Figure 4 shows the various quantities present in each of the procedure blocks. The function return value is used only for function calls, and storage is allocated for any parameters needed by the procedure or function. The base address contains the value of the current base register B, and the return address contains the program return address at the place of the call. The functions of the dynamic linkage and the static linkage need further explanation.

The dynamic linkage forms a chain that reflects the procedure activation history. It points back to the base address of the procedure that was activated immediately before this one. For instance, if procedure A calls procedure B, which calls procedure C, then the dynamic link chain points from C to B, and then to A. It is used to ensure that the program returns to its previous state when exiting a procedure. In particular, the base register B must be loaded with the correct base address of the calling procedure. This would be easy to do if we follow a step through the dynamic link chain.

The static link, on the other hand, reflects the static hierarchical structure of the procedures. Each active procedure has a link that points to the procedure (also active) that immediately contains it. The static links actually form a tree, with the



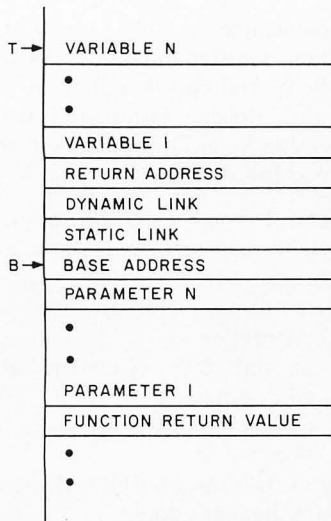


Figure 4: A typical activation record for a function. For a procedure, the function return value is omitted. Note that the procedure and function parameters, as well as the function return value, are below the base register B, and thus would have negative displacements.

main program block as the root. These links, which in general are different from the dynamic links, are used to let programs have access to the correct base address of the variables in an outer procedure, since at compiler time, only the static relationship among the procedures are known. The compiler therefore generates the pair (static level difference, relative displacement from the base address) as addresses for variables. The calculation of the addresses from these pairs would presumably slow down the process, but it is a small price to pay for nice features like recursive procedure calls.

Op Code (Hexadecimal)	Mnemonic		Operation
00	LIT	0,n	load literal constant
01	OPR	0,n	arithmetic or logical operation
02	LOD	v,d	load variable
12	LODX	v,d	load indexed variable
03	STO	v,d	store variable
13	STOX	v,d	store indexed variable
04	CAL	v,a	call procedure or function
05	INT	0,n	increment stack pointer
06	JMP	0,a	jump unconditional
07	JPC	c,a	jump conditional
08	CSP	0,n	call standard procedure

Table 1: Basic p-codes. The v in call, load and store instructions is the difference in static level between the current procedure and the one being called or the one which contains the variable from the base address. An address in a p-code program is shown by a. The condition code, c, can either be 0 or 1.



# COMMODORE "PET"

IMMEDIATE DELIVERY

**Advanced 8K Model  
—only \$795**

No computer know-how needed! Uses extended "BASIC". Self-contained with its own 9" video display, built-in keyboard, and digitally controlled cassette recorder. Complete with 14K operating system and 8K memory built-in (expandable to 32K).

---

**Apple II — In stock from \$970**

Apple II is a completely contained computer system, with BASIC in ROM, full ASCII keyboard in a light-weight molded carrying case. Expandable to 48K.

*Apple II, the personal computer with color!*

**PERIPHERALS  
For PET**

PET 2020 Impact Printer - \$695

32K Memory Expansion - \$595

Serial Interfaces from \$169

**PERIPHERALS  
For APPLE**

Expander Printer - \$425

Centronics 799 Printer - \$995

Apple II Disk - \$495


Plus hundreds of software programs too numerous to list!

## THE COMPUTER FACTORY

485 Lexington Ave. (46th St.)  
New York, NY 10017

Open 10-6 pm Tuesday — Saturday

212-PET-2001  
212-249-1666



**Having Reservations About Your Software?  
HUNT NO MORE!**

Smoke Signal Broadcasting presents the

# SE-1 SUPER EDITOR TEXT EDITING SYSTEM

Content oriented with string search and block move capability

- Allows any or all occurrences of a particular string to be changed with one instruction.
- Disk transfer capability allows editing of files larger than available memory.
- Specific lines can be referenced by particular line number, offset amount or string of characters within the line.
- Automatic line numbering.
- Designed for file transfers to and from Smoke Signal Broadcasting's BFD-68 disk system.
- Complete source listing included.

Only \$29.00 (on diskette)

We're the "CHIEF" in 6800 products software

## SMOKE SIGNAL BROADCASTING

6304 Yucca/Hollywood, CA 90028/(213) 462-5652

# Software


- Games
  - **CRAPS** (Las Vegas style) **\$6.00**
  - **MULTIPLE LUNAR LANDER** **\$8.00**
  - **SLOT MACHINE** **\$6.00**
  - **GAME PACKAGE:** Russian Roulette, Mad Scientist, and ABM **\$8.00**
- Graphics
  - **PICTURE MAKER** with **AMPL ANNY** **\$12.00**
  - **GRAPHICS PACKAGE I:** Laser Beam, Space Shuttle, and Blast Off **\$10.00**
  - **GRAPHICS PACKAGE II:** Rain in Greece, Flea, Textwriter, Random Walk **\$10.00**
- Scientific
  - **FOURIER FIT:** Does curve fitting **\$15.00**
- Systems
  - **RANDOM NUMBER GENERATOR TEST** **\$5.00**
  - **HEX MEMORY LOADER** **\$10.00**
  - **MEMORY DUMP PROGRAM** **\$10.00**
  - **MEMORY SEARCH** **\$5.00**

All Programs Written in **BASIC**  
 Complete Easy to Read Documentation  
 Programs Completely Tested

## SOFTWARE RECORDS

P.O. BOX 8401-B  
 UNIVERSAL CITY, CA 91608  
 (cal residents add 6% sales tax)

**modem** / 'mo • dəm / [modulator + demodulator] *n* - *s* : a device for transmission of digital information via an analog channel such as a telephone circuit.



- Completely compatible with your IMSAI, ALTAIR\*, SOL\*\* or other S-100 microcomputers. Trademarks of \*MITS, \*\*Processor Technology
- Designed for use on the dial telephone or TWX networks, or 2-wire dedicated lines, meets all FCC regulations when used with a CBT coupler.
- All digital modulation and demodulation with on board crystal clock and precision filter mean that **NO ADJUSTMENTS ARE REQUIRED**
  - Bell 103 standard frequencies
  - Automated dial (pulsed) and answer
  - Originate and answer mode
  - 110 or 300 BPS speed select
  - Complete self test capability
  - Character length, stop bit, and parity
  - 90 day warranty and full documentation

**D.C. Hayes Associates, Inc.**

P.O. BOX 9884 ATLANTA, GEORGIA, 30319 (404) 455-7663

### The P-Codes

The p-machine has only 11 basic instructions, which are listed in table 1. For the sake of simplicity and easy handling in this version of the implementation, all instructions are four bytes long. The contents of the four bytes are as follows:

byte 1: op — the operation code.  
 byte 2: can be (i) v — static level difference.

or (ii) c — condition code in a jump instruction.

or (iii) 255 — denotes absolute addressing.

or (iv) not used for some instructions.

bytes 3,4: can be (i) d — displacement from the base address.

or (ii) n — numeric constant.

or (iii) a — address in the p-code program.

The OPR (arithmetic and logical operations) and CSP (call standard procedure) are further subdivided into more instructions. The complete set of instruction mnemonics and operations is listed in table 2. The LODX and STOX instructions are used to load and store array elements with the value of the array subscript on top of the stack. The call standard procedure (CSP) instruction is primarily used for input and output (IO) operations. Besides the basic function of inputting and outputting single characters, additional procedures have been implemented to relieve the user from writing IO conversion routines in Pascal for numeric and hexadecimal numbers. In the future, more procedures can be added to handle the input and output of other data types such as floating point numbers and file records for tape or disk. Meanwhile these seven instructions are sufficient for convenient use in writing the bootstrap compiler and its related software.

Readers are urged to read the p-code interpreter listing which simulates the operations of the p-machine. The program statements are straightforward and self-explanatory. Familiarity with the p-machine instruction set is essential in understanding the code generation part of the p-compiler.

### The P-Code Interpreter

Since the p-machine is a hypothetical computer, there has to be some method of executing the p-codes generated by the compiler. There are two simple solutions to this problem. One is to write an interpreter which can decode and execute the p-codes. The other solution is to write a trans-



lator which can decode the p-codes and output equivalent executable machine codes for an existing computer. Both methods have been used in our compiler system. The first method, although it runs slower, is good for developing programs because many debugging facilities can be implemented in the interpreter. The second method is good for production programs which may need faster execution speed. A p-code to 8080 machine code translator will be described in part 3 of this series.

The p-code interpreter is made up of two major modules:

- Main program.
- Procedure which simulates the p-machine.

Every call to the simulator will execute one p-machine instruction. Each p-machine instruction cycle can be divided into four stages:

- Fetch a p-code from memory.
- Increment the program counter.
- Decode the instruction.
- Execute the instruction.

Several global variables are used to hold the values of the p-machine registers such as program counter, stack pointer, current instruction, etc. A one-dimensional array represents the data stack. Functional operations of the various p-machine instructions are coded directly from the instruction set defined in table 2. The main program simply initializes the program counter to zero and then calls the simulator repeatedly to simulate machine execution. This sounds

simple but not useful, because the user has no control of the program during execution until it terminates.

In order to enable user control of an executing p-code program, the main program must accept commands from the user which instruct it to call the simulator a specified

- G: *go* — Set program counter to zero; initialize other counters; start execution.
- S: *single-step* — Execute one p-code; display the mnemonics of the next p-code pointed by the updated program counter.
- R: *run/restart* — Start execution from current program counter until the program ends or a breakpoint is reached. This command is used to continue execution at a breakpoint.
- B: *set breakpoint* — A p-code address is entered as a breakpoint after the interpreter prompts with a ?. Up to five breakpoints may be set.
- C: *clear* — All breakpoints previously set are cleared.
- Y: *display breakpoint* — Display the breakpoints already set.
- X: *examine status* — Display the values of: current program counter, base address, stack pointer, the top two elements of the stack.
- K: *stack content* — A value is entered as the stack pointer after the interpreter prompts with a ?. It will then display the values of six stack elements starting from this stack pointer.
- T: *trace* — Display the address and mnemonics of the 16 p-codes last executed. This command is usually applied at a breakpoint. It is used for tracing the logic flow of the program.
- E: *examine program* — A p-code address is entered as a display pointer (DP) after the interpreter prompts with a ?. It will then display the mnemonics of the p-code at this address. This command and the U and N commands are used for examining the p-codes anywhere in the program without altering the current program counter.
- U: *up* — Decrement the display pointer by one and display the mnemonics of the p-code pointed by it.
- N: *next* — Increment the display pointer by one and display the mnemonics of the p-code pointed by it.
- Q: *quit* — Terminate the interpreter program and return to operating system.

*Table 3: Interpreter commands. All commands for the p-code interpreter are single characters. A command is entered after the interpreter prompts the user with a > on the video display. Additional information is needed for some commands such as breakpoint and stack addresses. On entry to the interpreter it will ask for the starting memory address of p-codes and initialize the program counter to zero. On exit it will display the number of p-codes executed.*

Mnemonic	Description	Mnemonic	Description
LIT 0, n	load literal constant	OPR 0,20	decrement (sp) by 1
OPR 0, 0	procedure return	OPR 0,21	copy (sp) to (sp+1)
OPR 0, 1	negate (sp)	LOD v,d	load a word
OPR 0, 2	add (sp) to (sp-1)	LOD 255,0	load a byte from absolute address (sp)
OPR 0, 3	subtract (sp) from (sp-1)	LODX v,d	load a word with index address (sp)
OPR 0, 4	multiply (sp-1) by (sp)	STO v,d	store a word
OPR 0, 5	divide (sp-1) by (sp)	STO 255,0	store a byte to absolute address (sp-1)
OPR 0, 6	low order bit of (sp)	STOX v,d	store a word with index address (sp)
OPR 0, 7	(sp-1) modulo (sp)	CAL v,a	procedure call
OPR 0, 8	test for (sp-1)=(sp)	CAL 255,0	call procedure at absolute address (sp)
OPR 0, 9	test for (sp-1)<>(sp)	INT 0,n	increment sp by n
OPR 0,10	test for (sp-1)<(sp)	JMP 0,a	jump to location a
OPR 0,11	test for (sp-1)>=(sp)	JPC 0,a	jump to location a if low order bit (sp)=0
OPR 0,12	test for (sp-1)>(sp)	JPC 1,a	jump to location a if low order bit (sp)=1
OPR 0,13	test for (sp-1)<=(sp)	CSP 0,0	input 1 character
OPR 0,14	logical (sp-1) OR (sp)	CSP 0,1	output 1 character
OPR 0,15	logical (sp-1) and (sp)	CSP 0,2	input an integer
OPR 0,16	logical NOT of (sp)	CSP 0,3	output an integer
OPR 0,17	shift left (sp) logical	CSP 0,4	input a hexadecimal number
OPR 0,18	shift right (sp) logical	CSP 0,5	output a hexadecimal number
OPR 0,19	increment (sp) by 1	CSP 0,8	output a string

*Table 2: The p-machine instruction set. The stack pointer, sp, points to the top element of the stack. The content of the stack element is represented by (sp). The operands of the OPR instructions are replaced by their results on the stack. The result of the six relational operations is 1 if the test is true and 0 if false. With the exception of single operand OPR instructions, all instructions adjust the stack pointer, sp, after execution.*

## North Star BASIC

A brief summary of North Star BASIC (version 6, release 3) is given for readers not familiar with its particular features.

Variable names are one or two characters long: an alphabetical character followed optionally by a decimal digit. There are four types of variables: numeric, string, array of numeric, and function. The string variables are names postfixed by a dollar sign \$, while function names are prefixed by FN. Functions (and the parameters) are defined by the declaration DEF, and ended by FNEND (for multiline function). The parameters in the function definition are local to the function, and would not affect variables in the calling program.

Strings cannot be dimensioned. The DIM declarations for strings declare the maximum length of the string variables, not their dimensions. The notation A\$(3,5) denotes the substring of A\$ from position 3 to 5. Thus if A\$=ABCDEFG, A\$(3,5) is the string CDE. This substring expression can be used both on the left or righthand side of an assignment statement.

Multiple statement lines are allowed. Statements within a line are separated by either colons, ;, or back slashes, \.

Absolute memory locations can be accessed from BASIC programs. The function EXAM(I) returns the content of memory at address I; and the instruction FILL I, J writes a value of J into memory address I.

Another feature of North Star BASIC is its ability to read from or write to disk files. The statement OPEN #0, "FNAME" assigns disk file "FNAME" to file unit #0. A subsequent READ #0,A\$ reads A\$ from the disk file, and a WRITE #0,A\$ writes A\$ to the disk file. A built-in function TYP can be used to check the type of data to be read. It has a value of 0 when the end of file is reached.

number of times or to display register and stack contents. This is the simple idea of a debugging interpreter. The debugging aids commonly known include single step execution, set and reset of breakpoints, and display of register and stack contents. A number of these debugging facilities have been incorporated in the p-code interpreter. Table 3 shows the 13 interpreter commands and their functions. Note that the trace command is particularly useful in analyzing mysterious logic flow of a program, such as discovering the path along which a breakpoint is reached. This command is more convenient to use and much faster than single step execution. The limits on the number of breakpoints and the number of instructions traced can be changed easily in the program.

The first version of the p-code interpreter was written in BASIC. While developing the p-compiler, different constructs of Pascal statements were tested one at a time using the interpreter to verify the correctness of the p-codes generated. After the compiler was debugged, the interpreter was rewritten in Pascal. The program logic is very similar to the BASIC version. Since the program

Listing 1: Pascal source code for the p-code interpreter as output by the authors' system. This version implements all of the commands in table 3.

```

P-CODES STARTS AT 0000
WANT CODE PRINTED?N
0 ?*P.INTS
0 ( P-CODE INTERPRETER. HY.1 3/31/78 BY H.YUEN )
0 ( LAST MOD 4/12/78 )
0 CONST U=15;BPLIM=5;SIZE=500;SIZE1=480;
1 VAR Z,P,B,T,BP,P0,TP,CMD,I,J,K,STOP:INTEGER;
1 S:ARRAY[SIZE] OF INTEGER;
1 TRACE:ARRAY[U] OF INTEGER;
1 MN:ARRAY[26] OF INTEGER;
1 BRK:ARRAY[BPLIM] OF INTEGER;
1
1 ( IMPORTANT GLOBAL VARIABLES:
1 P:PROGRAM COUNTER B:BASE POINTER
1 T:STACK POINTER BP:BREAK POINT INDEX
1 TP:TRACE STACK PTR K:INSTRUCTION COUNTER
1 S:DATA STACK Z:STARTING ADDR OF P-CODE )
1
1 FUNC BASE<LEV>;
1 VAR B1:INTEGER;
2 BEGIN B1:=B;
5 WHILE LEV>0 DO BEGIN
9 B1:=S[B1];LEV:=LEV-1 END;
17 BASE:=B1
18 END <BASE>;
20
20 PROC INIT;
20 VAR I:INTEGER;
21 BEGIN T:=0;B:=1;P:=0;STOP:=0;
30 S[1]:=0;S[2]:=0;S[3]:=-1;
40 P0:=0;TP:=0;K:=0;
46 FOR I:=0 TO U DO TRACE[I]:=-1
55 END <INIT>;
63
63 PROC CRLF;
63 BEGIN WRITE<13,10> END;
70
70 PROC EXEC;
70 VAR X,A,L,F,IDX:INTEGER;
71 BEGIN X:=P SHL 2 + Z;
78 A:=MEM[X+3] SHL 8 +MEM[X+2];
90 TP:=TP+1;IF TP>U THEN TP:=0;
100 TRACE[TP]:=P;
103 P:=P+1;P0:=P;K:=K+1;
113 F:=MEM[X];
116 IF F<=8 THEN IDX:=0
121 ELSE BEGIN IDX:=1;F:=F-16 END;
129 CASE F OF
130 0:BEGIN T:=T+1;S[T]:=A END;
142 1:CASE A OF
147 0:BEGIN <RETURN>
151 T:=B-1;B:=S[T+2];P:=S[T+3] END;
166 1:S[T]:=-S[T];
176 2:BEGIN T:=T-1;S[T]:=S[T]+S[T+1] END;
194 3:BEGIN T:=T-1;S[T]:=S[T]-S[T+1] END;
212 4:BEGIN T:=T-1;S[T]:=S[T]*S[T+1] END;
230 5:BEGIN T:=T-1;S[T]:=S[T] DIV S[T+1] END;
248 6:S[T]:=S[T] AND 1; <TEST FOR ODD>
259 7:BEGIN T:=T-1;S[T]:=S[T] MOD S[T+1] END;
277 8:BEGIN T:=T-1;S[T]:=S[T]=S[T+1] END;
295 9:BEGIN T:=T-1;S[T]:=S[T]<>S[T+1] END;
313 10:BEGIN T:=T-1;S[T]:=S[T]<S[T+1] END;
331 11:BEGIN T:=T-1;S[T]:=S[T]>S[T+1] END;
349 12:BEGIN T:=T-1;S[T]:=S[T]>S[T+1] END;
367 13:BEGIN T:=T-1;S[T]:=S[T]<=S[T+1] END;
385 14:BEGIN T:=T-1;S[T]:=S[T] OR S[T+1] END;
403 15:BEGIN T:=T-1;S[T]:=S[T] AND S[T+1] END;
421 16:S[T]:=NOT S[T];
431 17:BEGIN T:=T-1;S[T]:=S[T] SHL S[T+1] END;
449 18:BEGIN T:=T-1;S[T]:=S[T] SHR S[T+1] END;
467 19:S[T]:=S[T]+1;
478 20:S[T]:=S[T]-1;
489 21:BEGIN <COPY>
493 T:=T+1;S[T]:=S[T-1] END
503 ELSE BEGIN WRITE<' ILLEGAL OPR'>;CRLF;STOP:=1 END
521 END <CASE OF A>;
523 2:BEGIN <LOAD>
527 L:=MEM[X+1];
532 IF L=255 THEN S[T]:=MEM[S[T]]
539 ELSE BEGIN IF IDX THEN A:=A+S[T];
549 T:=T+1-IDX;S[T]:=S[BASE(L)+A] END
564 END;
565 3:BEGIN <STORE>
569 L:=MEM[X+1];
574 IF L=255 THEN BEGIN
578 MEM[S[T-1]]:=S[T];T:=T-2 END
589 ELSE BEGIN
590 IF IDX THEN A:=S[T-1]+A;
599 S[BASE(L)+A]:=S[T];T:=T-1-IDX END
614 END;
615 4:BEGIN <CALL>
619 L:=MEM[X+1];
624 IF L=255 THEN BEGIN CALL<S[T]>;T:=T-1 END
635 ELSE BEGIN
636 S[T+1]:=BASE(L);S[T+2]:=B;
649 S[T+3]:=P;B:=T+1;P:=A END
660 END;
661 5:IF T<SIZE1-A THEN BEGIN
671 WRITE<' STACK OVLFL'>;CRLF;STOP:=1 END
687 ELSE T:=T+A;
693 P:=A; <JMP>
700 7:BEGIN IF S[T]=MEM[X+1] THEN P:=A; <JPC>

```



```

714 T:=T-1 END;
719 8:CASE A OF (CSP)
724 0:BEGIN T:=T+1;READ(S[T]) END; (IN CHAR)
736 1:BEGIN WRITE(S[T]);T:=T-1 END; (OUT CHAR)
748 2:BEGIN T:=T+1;READ(S[T]#) END; (IN NUMBER)
760 3:BEGIN WRITE(S[T]#);T:=T-1 END; (OUT NUMBER)
772 4:BEGIN T:=T+1;READ(S[T]%) END; (IN HEX)
784 5:BEGIN WRITE(S[T]%;);T:=T-1 END; (OUT HEX)
796 8:BEGIN (OUT STRING)
800 FOR IDX:=T-S[T] TO T-1 DO WRITE(S[IDX]);
820 T:=T-S[T]-1 END
827 ELSE BEGIN WRITE(' ILLEGAL CSP');CRLF;STOP:=1 END
845 END (CASE OF A)
846 ELSE BEGIN WRITE(' ILLEGAL OPCODE');CRLF;STOP:=1 END
867 END (CASE OF F)
868 END (EXEC);
869
869 PROC CODE(PC); (PRINT CODE)
869 VAR X,N,IDX:INTEGER;
870 BEGIN X:=PC SHL 2 +Z;N:=MEM[X]*3;
882 IF N<=24 THEN IDX:= ' ';
887 ELSE BEGIN N:=N-48;IDX:='X' END;
895 WRITE(' ',PC#,' ',M[N],M[N+1],M[N+2],IDX,'
924 MEM[X+1]#',' ',MEM[X+3] SHL 8 +MEM[X+2]#);CRLF
944 END (CODE);
945
945 PROC CKBP; (CHECK BREAK POINT)
945 VAR I:INTEGER;
946 BEGIN IF P<0 THEN STOP:=1
952 ELSE BEGIN
954 FOR I:=1 TO BP DO
961 IF BREAK[I]=P THEN BEGIN

```


```

966 WRITE(' BREAK: ');CODE(P);
978 STOP:=1 END END
985 END (CKBP);
986
986 BEGIN (MAIN)
986 FOR I:=0 TO 26 DO
994 MN[I]:=MEM[I*1E80]; (MNEMONICS ARE IN MEMORY)
1005 WRITE(' ADDR? ');READ(CZ);CRLF;
1015 INIT; CODE(P);BP:=0;
1021 REPEAT WRITE('>');READ(CMD);
1025 CASE CMD OF
1026 'R':BEGIN STOP:=0;REPEAT EXEC;CKBP UNTIL STOP END;
1037 'S':BEGIN EXEC; CODE(P) END;
1046 'X':BEGIN
1050 WRITE(' P=',P#,' B=',B#,' T=',T#,
1072 ' S[T]=' ,S[T]#,' S[T-1]=' ,S[T-1]#);CRLF
1099 END;
1100 'G':BEGIN INIT;REPEAT EXEC;CKBP UNTIL STOP END;
1110 'T':BEGIN WRITE(' *TRACE*');CRLF;
1125 FOR I:=0 TO U DO BEGIN
1132 TP:=TP+1;IF TP>U THEN TP:=0;
1142 IF TRACET[TP]>=0 THEN CODE(TRACE[TP]) END
1151 END;
1157 'K':BEGIN READ(I#);
1163 FOR J:=I TO I+6 DO
1172 WRITE(' ',S[J]#);CRLF
1185 END;
1186 'B':IF BP<BPLIM THEN BEGIN
1194 BP:=BP+1;WRITE(BP#,' ');
1202 READ(BREAK[BP]#);CRLF END;
1207 'C':BEGIN (CLEAR BP)
1211 BP:=0;CRLF END;
1215 'Y':BEGIN FOR I:=1 TO BP DO
1226 WRITE(' ',BREAK[I]#);CRLF END;
1240 'E':BEGIN READ(P0#);CODE(P0) END;
1250 'U':IF P0<0 THEN BEGIN
1258 P0:=P0-1;CODE(P0) END;
1266 'N':BEGIN P0:=P0+1;CODE(P0) END;
1278 'Q':P:=-1
1283 ELSE BEGIN WRITE('??');CRLF END
1291 END (CASE OF CMD)
1292 UNTIL P<0;
1296 CRLF; WRITE(K#,' INSTR. EXECUTED. ');CRLF
1319 END (MAIN);
INTERPRET(I), OR TRANSLATE(T)?

```

structure of the Pascal version is neat and highly readable, the debugging time is minimal. The Pascal source program is shown in listing 1. The program design is rather straightforward. Readers with some programming experience in any high level language should be able to read and understand it without the help of a flowchart or further explanation on program logic. Note that in the main program and procedure *exec*, the *case...of* statement is put to good use. In the BASIC version the interpreter commands have to be tested within a FOR loop by comparing the input character with a string array, and then an ON...GOTO statement is used to branch to various parts of the program.

It must be emphasized again that the interpreter executes p-codes and not Pascal statements. Therefore the user is required to have some knowledge of the p-machine and p-codes. In addition to this, the p-compiler should be instructed to list p-codes together with Pascal program statements during compilation. They will be cross-referenced when running the interpreter. Obviously this procedure is not as convenient and easy to use as an ordinary BASIC interpreter, but still it provides the only way for debugging Pascal programs in our present version. A new debugging scheme is being planned for the future which will enable the user to debug programs at the Pascal statement level. This means the user may refer to variables and arrays and statements rather than stack contents and p-code addresses. Part 2 will go into details of the design and implementation of the p-compiler. ■



**Having Reservations About Your Software?  
HUNT NO MORE!**


Smoke Signal Broadcasting presents the NEW

## TP-1 TEXT PROCESSING SYSTEM

for document preparation - form letters - footnote handling

- The most powerful text formatter available.
- Over 50 commands for easy paging, margin setting and spacing.
- A formatting language that allows the creation of macros including variables.
- Page numbering (Arabic or Roman numerals).
- Complete page size control.
- Conditional formatting control.
- Exact title placing.
- Contiguous space and text control.

Only \$39.95

 We're the "CHIEF" in 6800 products software

### SMOKE SIGNAL BROADCASTING

6304 Yucca/Hollywood, CA 90028/(213) 462-5652

# Graphic Manipulations Using Matrices

Joel C Hungerford  
Stearns Rd  
Amherst NH 03031

One definition of graphics might be "a means to convert data into information." Our computers create printed data at a great rate, but all this data is not information until it conveys to a person some trend or fact about the world we live in. A small part of graphics is the conversion of data representing the position in space of the surface of an object into a three-dimensional picture of that object. The picture may be useful for itself as computer art, or it may help understand something about the object.

Imagine looking down the length of a pencil, using only one eye. With the eraser held away from the viewer, the pencil appears as a polygon with a dark place in the center where the lead is. The length of the pencil and the eraser are invisible. Now imagine the pencil rotated about its point until it is pointed toward the viewer's shoulder. The length of the pencil and the eraser are now visible, and appear in the form of translations to the side and up of the surface of the pencil. The relation between the position of a point on the pencil, specified in three dimensions X, Y and Z, and the apparent translation of that point as the pencil is rotated is expressed by standard equations. These can be written in an organized fashion using matrices. These matrices are called *coordinate transform matrices*. They are powerful tools because they separate the mathematics associated with the angle of observation from the data describing the surface of an object. The small computers available today make it easy to convert surface data to pictorial information using matrices. This article will show how.

$$P = \begin{pmatrix} X \\ Y \\ Z \end{pmatrix}$$

$$C = \begin{pmatrix} a & b & c \\ d & e & f \\ g & h & i \end{pmatrix}$$

Figure 1: Two types of matrices used in graphics applications. P represents a point in space. The matrix C contains equations to relate the transformed values of X, Y, and Z to the original values.

## Definitions

The Cartesian coordinate system will be used in this discussion. On a computer graphic screen, X is the horizontal dimension, Y is defined as the vertical dimension,

and Z is depth into the screen. Positive values are to the right, up, and away from the viewer. The origin will usually be in the center of the screen. A plane is described by any two axes. Thus, the X,Y plane is the surface of the computer screen, the Y,Z plane is seen edge on as the Y axis, and the X,Z plane is seen edge on as the X axis.

An equation which does not specifically include a particular coordinate direction will be interpreted to mean that the described line or point may exist anywhere along the unmentioned axis. Thus, X=1 represents the entire Y,Z plane located at 1 along the X axis. The line defined by Y=X may exist anywhere along the Z axis; therefore this equation defines a plane tilted 45 degrees from the horizontal, seen edge on at Z equal to zero on the computer screen. A surface may be made parallel to an axis by omitting that axis, as above, or may be specified at all values of X, Y and Z. Thus, Y=X+Z is a surface defined for all space.

Two kinds of matrices will be used here. The first kind is a matrix which represents the coordinates of a point in space, described by X, Y and Z. This matrix, P, is a column matrix, with one column and three rows as shown in figure 1. It will be used to hold the values for a point on the surface, both before and after transformation. All drawing commands will use the X and Y from this matrix.

The second kind of matrix contains the standard equations which relate the transformed values for X, Y and Z to the original values. This matrix, C, has three rows and three columns. The numbers at each position in this matrix are derived from the standard equations for some specific coordinate transformation type, such as a rotation. If the angle of observation of the object is arrived at by two successive operations, such as a rotation in each of two planes, then the matrix, C, which controls this view may have numbers in it that are derived from two matrix equations. The procedure which produces a single matrix combining several operations is called matrix multiplication. Matrix multiplication is used both to produce the particular numbers in the 3 by 3 matrix, C, which describe a point of observation, and then to apply those numbers to derive a transformed 3 by 1 matrix, P, which gives the apparent position of some part of the object's surface.

## Computing Procedure

Given the ability to do matrix multiplication (the details will be presented below),



the sequence of operations to produce a three-dimensional picture of an object is short and easily stated:

1. Generate an array of data consisting of the X, Y and Z coordinates of the object to be drawn. This may be either computed as the drawing progresses, or done all at once and stored. The latter way is faster if the viewpoint is to be adjusted to find the most pleasing picture.
2. Define the viewpoint. For this part, a matrix is generated for each motion required to arrive at the desired point of view. The matrices are then multiplied together to produce a single 3 by 3 matrix to be used in the main routine. The order of multiplication may be important.
3. Write a program to draw the object in its untransformed state. This will be a sequence of commands which move the graphic cursor to a spot on the object at the beginning of an edge or other feature, then draw (move leaving a line behind) to another spot on the object. Specify the move and draw coordinates in terms of a column matrix element rather than X, Y and Z. Define the elements at each spot by using each of the points in the array.
4. When the untransformed picture is accurate and understood, then the picture is reoriented by simply inserting a matrix multiplication between the specification of each column matrix and the associated graphic command. The original X, Y, Z coordinates of the spot on the object are thereby transformed into a new set of X, Y, Z numbers representing the spot seen from the new viewpoint. Each set of coordinates from step 1 is multiplied by the matrix generated in step 2.
- 4a. An alternate method is to do all the transformations at once, changing all the X, Y and Z points in the array formed in step 1 into transformed X, Y and Z numbers in the same array.

Since the computer screen is really only two-dimensional, only the X and Y elements are used in step 3. After transformation, these numbers are shifted about and contain depth information. The drawing made in this fashion is a projected view rather than a three-dimensional drawing. The difference is that in the projected view sides which are parallel on the object remain parallel in the

projected view, but in the three-dimensional view all lines converge at infinity along the Z axis. The difference is minor. The observer perceives a three-dimensional picture in most cases; the projected view in some figures is perceived either as having relief or depth without the visual clue of lines meeting at infinity. This leads to some interesting optical illusions using projected views.

The rest of this article discusses some of the transformations available and shows the pictorial results of each.

### Matrix Multiplication

*What information is necessary to write a subroutine to perform the matrix transformations described in this article? The general theory of matrix algebra and its interpretation is beyond the scope of this discussion. For more information and a very clear description of many other uses for matrices, the reader is referred to The Mathematics of Matrices by Philip J Davis. Here are some brief notes on the subject:*

*Two aspects of matrices are important in matrix multiplication. These are the order of the matrices being multiplied (which one comes first), and the shape of each matrix. The elements in the output matrix resulting from a multiplication of two matrices are each formed by combining numbers in the columns of the first matrix and rows of the second matrix, done in a standard order. All the necessary rows and columns have to exist for the output to exist. Thus, some matrices may be multiplied in one order, but not in the opposite order. The rule is: the number of columns of the first matrix must equal the number of rows of the second matrix.*

*In table 1, the two matrices may be multiplied in the order (C) (P) but not in the order (P) (C). The result of multiplying (C) (P) is a new column matrix P'. A mathematician would say that two matrices are "conformable for multiplication" when the order and shape requirements are met. He would also say "(C) is multiplied by (P)" here. The requirement for conformability leaves one dimension of the shape of each matrix unrestricted. The unrestricted dimensions establish the shape of the output matrix. Tables 1 and 2 summarize the necessary arithmetic. The elements in (C) are numbers, which are each computed in various ways depending upon the desired transformation.*

$$\begin{pmatrix} A & B & C \\ D & E & F \\ G & H & I \end{pmatrix} \begin{pmatrix} X \\ Y \\ Z \end{pmatrix} = \begin{pmatrix} X' \\ Y' \\ Z' \end{pmatrix}$$

$$\begin{aligned} X' &= (X*A+Y*B+Z*C) \\ Y' &= (X*D+Y*E+Z*F) \\ Z' &= (X*G+Y*H+Z*I) \end{aligned}$$

Table 1: Matrix multiplication format.

$$\begin{pmatrix} A & B & C \\ D & E & F \\ G & H & I \end{pmatrix} \begin{pmatrix} J & K & L \\ M & N & O \\ P & Q & R \end{pmatrix} = \begin{pmatrix} A' & B' & C' \\ D' & E' & F' \\ G' & H' & I' \end{pmatrix}$$

$$\begin{aligned} A' &= (A*J+B*M+C*P) & B' &= (A*K+B*N+C*Q) & C' &= (A*L+B*O+C*R) \\ D' &= (D*J+E*M+F*P) & E' &= (D*K+E*N+F*Q) & F' &= (D*L+E*O+F*R) \\ G' &= (G*J+H*M+I*P) & H' &= (G*K+H*N+I*Q) & I' &= (G*L+H*O+I*R) \end{aligned}$$

Table 2: 3 by 3 matrix multiplication format.



**Don Lancaster's ingenious design provides software controllable options including:**

- Scrolling • Full performance cursor
- Over 2K on-screen characters with only 3MHz bandwidth
- Variety of line/character formats including 16/32, 16/64 .... even 32/64
- User selectable line lengths

**TELL ME MORE!** ( ) Send instruction manual for the TVT-6 Kit with full operational details. \$1 enclosed.

( ) SEND FREE CATALOG

Name: \_\_\_\_\_

Address: \_\_\_\_\_



**ELECTRONICS, INC.**


City: \_\_\_\_\_ State: \_\_\_\_\_ Zip: \_\_\_\_\_

**DEPT. 9-B, 1020 W. WILSHIRE BLVD., OKLAHOMA CITY, OK 73116**

**Pacific DIGITAL**  $\Sigma$

**RELIABILITY  
QUALITY  
DEPENDABILITY**

**ADDRESSING  
PROTECT  
BUFFERING  
LOW POWER  
WAIT STATES  
QUALITY  
GUARANTEE  
DELIVERY  
PHANTOM  
TESTING**



**BKRS**  
8K STATIC RAM  
ASSEMBLED  
S-100

TWO INDEPENDENT 4K BLOCKS SELECTED BY PLUGGABLE JUMPERS AT BOARD EDGE

ON-BOARD SWITCH WRITE PROTECTS/UNPROTECTS ALL 8K OR EACH 4K BLOCK CAN BE PROTECTED VIA FRONT PANEL

ALL S-100 BUS LINES ARE FULLY BUFFERED ONE LS-TTL LOAD PER LINE

21L02 RAMS - THE BKRS TYPICALLY REQUIRES 1.5 AMPS AT 8 VOLTS - 4 ON-BOARD 5 VOLT REGULATORS

0, 1, OR 2 WAIT STATES MAY BE SELECTED VIA A PLUGGABLE JUMPER

THE BOARD IS GLASS EPOXY WITH SILK SCREEN LEGEND, FULL SOLDER MASKS ON BOTH SIDES, FLOW SOLDERING, GOLD CONTACTS

IF NOT SATISFIED RETURN THE UNDAMAGED BKRS WITHIN 10 DAYS FOR FULL REFUND - ALSO 90 DAY LIMITED WARRANTY

STOCK TO 30 DAYS - CALL BETWEEN 8:30 AND 6:00 TO RESERVE YOUR BKRS OR FOR MORE INFORMATION

MEMORY DISABLE IS IMPLEMENTED VIA PHANTOM (PIN 67)

COMPLETE TESTING NOT ONLY OF ALL MEMORY CELLS BUT ALSO OF ALL SUPPORT CIRCUITRY AND OPTIONS

**SPECIAL**

INTRODUCTORY PRICE ASSEMBLED / TESTED

450 ns \$14995  
250 ns \$18995

CALIFORNIA RESIDENTS ADD 6% TAX

(714) 992-5540  
2555 E. CHAPMAN AVE.  
SUITE 604  
FULLERTON, CA 92631

**Pacific DIGITAL**  $\Sigma$

**Types of Transformations**

The operations possible using coordinate transform matrices are not limited to shifting and rotating the picture. A number of more drastic changes may be made to the picture. Some of these changes are: magnification, shear, stretching in one direction, and mapping onto a surface.

The following figures and tables show examples of several coordinate transform operations. Each operation is represented by the matrix, the equations for the output matrix elements, and a figure to show how a picture of a well-known object is changed by the operation.

**Unit Matrix**

Table 3 shows the unit matrix. This transformation reproduces the picture of the object in its original view as defined above. Figure 2 shows a side view of a coffee cup.

$$\begin{pmatrix} 1 & 0 & 0 \\ 0 & 1 & 0 \\ 0 & 0 & 1 \end{pmatrix} \begin{pmatrix} X \\ Y \\ Z \end{pmatrix} = \begin{pmatrix} X' \\ Y' \\ Z' \end{pmatrix}$$

$$\begin{aligned} X' &= (X*1+Y*0+Z*0) \\ Y' &= (X*0+Y*1+Z*0) \\ Z' &= (X*0+Y*0+Z*1) \end{aligned}$$

Table 3: The unit matrix.

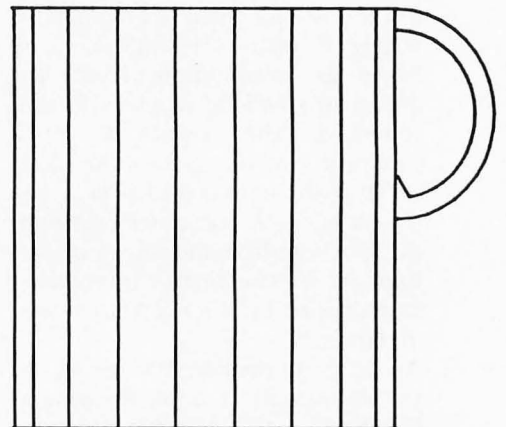


Figure 2: The standard view (untransformed).

$$\begin{pmatrix} 1 & 0 & 0 \\ 0 & K & 0 \\ 0 & 0 & 1 \end{pmatrix} \begin{pmatrix} X \\ Y \\ Z \end{pmatrix} = \begin{pmatrix} X' \\ Y' \\ Z' \end{pmatrix}$$

$$\begin{aligned} X' &= (X*1+Y*0+Z*0) \\ Y' &= (X*0+Y*K+Z*0) \\ Z' &= (X*0+Y*0+Z*1) \end{aligned}$$

Table 4: Expansion along the Y axis by a factor K.



## Scaling

The object may be defined with some shape which is not quite the final version, but which uses easily verified dimensions. Thus, in our example, the height is equal to the diameter, and the square outline in figure 2 quickly shows that the array of data defining the cup is correct in the X and Y dimensions.

Selective magnification along any axis may be used to alter the proportions of the object to a shape that may be nearer that required by the user. Thus, table 4 and figure 3 are appropriate for users with large capacities; table 5 and figure 4 produce a cup for those with wide mouths, while table 6 and figure 6 produce a cup which could be used for filling a pie plate with whipped cream.

If the proportions are correct but the user wants to create several different sizes, table 7 will allow the same magnification to take place along all the axes. One such magnified cup is shown in figure 5.

$$\begin{bmatrix} K & 0 & 0 \\ 0 & 1 & 0 \\ 0 & 0 & 1 \end{bmatrix} \begin{bmatrix} X \\ Y \\ Z \end{bmatrix} = \begin{bmatrix} X' \\ Y' \\ Z' \end{bmatrix}$$

$$\begin{aligned} X' &= (X * K + Y * 0 + Z * 0) \\ Y' &= (X * 0 + Y * 1 + Z * 0) \\ Z' &= (X * 0 + Y * 0 + Z * 1) \end{aligned}$$

Table 5: Expansion along the X axis by a factor K.

$$\begin{bmatrix} 1 & 0 & 0 \\ 0 & 1 & 0 \\ 0 & 0 & K \end{bmatrix} \begin{bmatrix} X \\ Y \\ Z \end{bmatrix} = \begin{bmatrix} X' \\ Y' \\ Z' \end{bmatrix}$$

$$\begin{aligned} X' &= (X * 1 + Y * 0 + Z * 0) \\ Y' &= (X * 0 + Y * 1 + Z * 0) \\ Z' &= (X * 0 + Y * 0 + Z * K) \end{aligned}$$

Table 6: Expansion along the Z axis by a factor K.

$$\begin{bmatrix} K & 0 & 0 \\ 0 & K & 0 \\ 0 & 0 & K \end{bmatrix} \begin{bmatrix} X \\ Y \\ Z \end{bmatrix} = \begin{bmatrix} X' \\ Y' \\ Z' \end{bmatrix}$$

$$\begin{aligned} X' &= (X * K + Y * 0 + Z * 0) \\ Y' &= (X * 0 + Y * K + Z * 0) \\ Z' &= (X * 0 + Y * 0 + Z * K) \end{aligned}$$

Table 7: Magnification by a factor K.

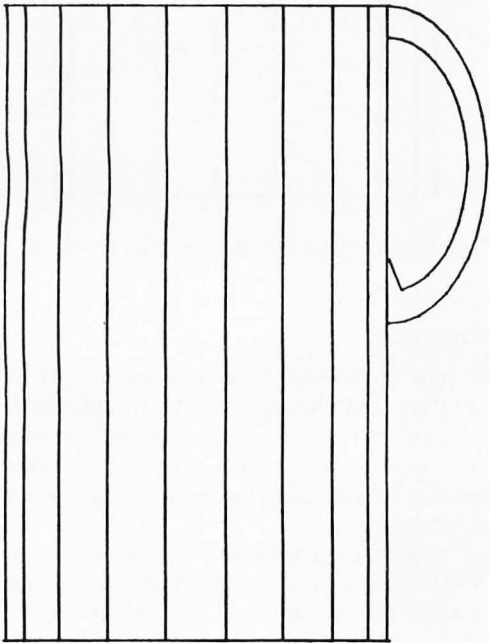


Figure 3: Expanded along the Y axis by a factor of 1.5.

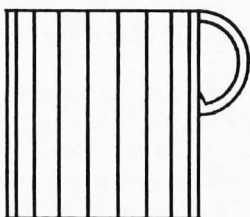


Figure 5: Magnified by a factor of 0.5.




Figure 4: Expanded along the X axis by a factor of 1.5.

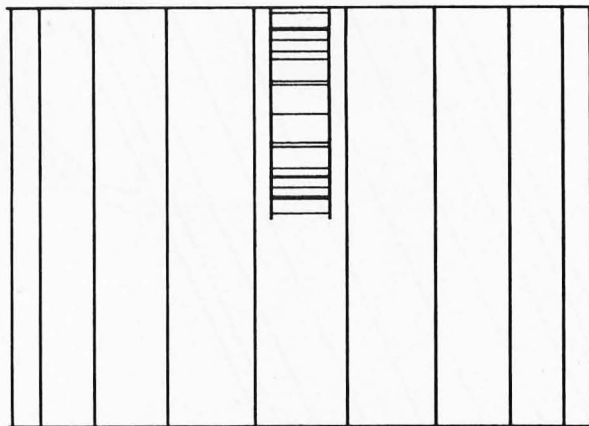


Figure 6: Rotated 90 degrees and expanded along Z axis by a factor of 1.5.

## Shear

The object in its original shape may be boring and conventional in shape and lack individuality. This failing may be rectified as in table 8 and figure 7. To shear the object, the position of a point on the object is displaced from its original position by a function of the point's position along an orthogonal axis. These figures displace the points upward by a value equal to half the horizontal distance to each point.

Table 9 and figures 8 and 9 show shear along the horizontal axis. Figure 9 shows the same object as figure 8 rotated 90° to illustrate that the third axis is unchanged by this operation. As in the other operations, shears along all axes may be combined.




Figure 7: Sheared along Y by  $X*0.5$ .

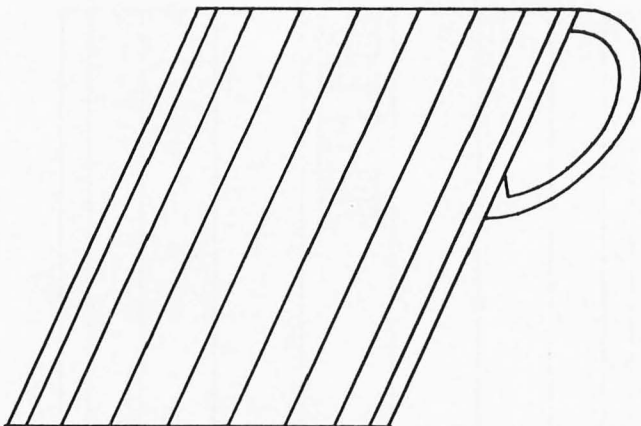


Figure 8: Sheared along X by  $Y*0.5$ .

$$\begin{bmatrix} 1 & 0 & 0 \\ K & 1 & 0 \\ 0 & 0 & 1 \end{bmatrix} \begin{bmatrix} X \\ Y \\ Z \end{bmatrix} = \begin{bmatrix} X' \\ Y' \\ Z' \end{bmatrix}$$

$$\begin{aligned} X' &= (X*1+Y*0+Z*0) \\ Y' &= (X*K+Y*1+Z*0) \\ Z' &= (X*0+Y*0+Z*1) \end{aligned}$$

Table 8: Shear along the Y axis in the X, Y plane by a factor K.

$$\begin{bmatrix} 1 & K & 0 \\ 0 & 1 & 0 \\ 0 & 0 & 1 \end{bmatrix} \begin{bmatrix} X \\ Y \\ Z \end{bmatrix} = \begin{bmatrix} X' \\ Y' \\ Z' \end{bmatrix}$$

$$\begin{aligned} X' &= (X*1+Y*K+Z*0) \\ Y' &= (X*0+Y*1+Z*0) \\ Z' &= (X*0+Y*0+Z*1) \end{aligned}$$

Table 9: Shear along the X axis in the X, Y plane by a factor K.

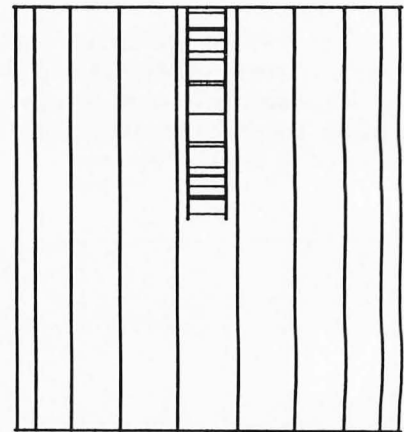


Figure 9: Rotated 90 degrees, sheared along X.

## Rotations

The object may be reoriented in space by rotating it about any axis. A particular angle of view may be arrived at by some sequence of rotations about each axis. This is easily accomplished using the matrices in the following tables.

A point of confusion occurs when using rotations. The order of multiplication of the matrices (or the order of applying the operations to the object) is important. The axes remain associated with the object, not the screen. This means, for instance, that if the rotation in the X, Y plane shown in table 10 is applied first to the object, then subsequent rotations in the other planes happen in the slanted planes (X,Z and Y,Z) shown in figure 10.

It required some care to accurately predict the final picture after several rotations, especially since projected views lack the visual clue due to lines converging at infinity. Tables 11 and 12 along with figures 11 and 12 show the effects of rotation in the other two planes.



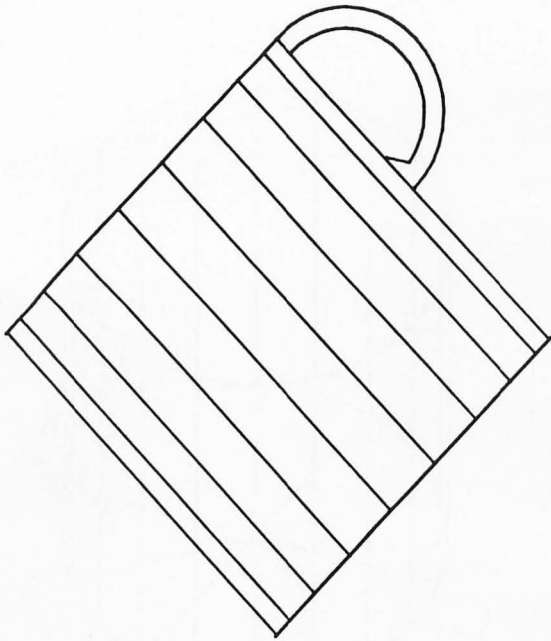


Figure 10: Rotated 45 degrees in the X, Y plane.

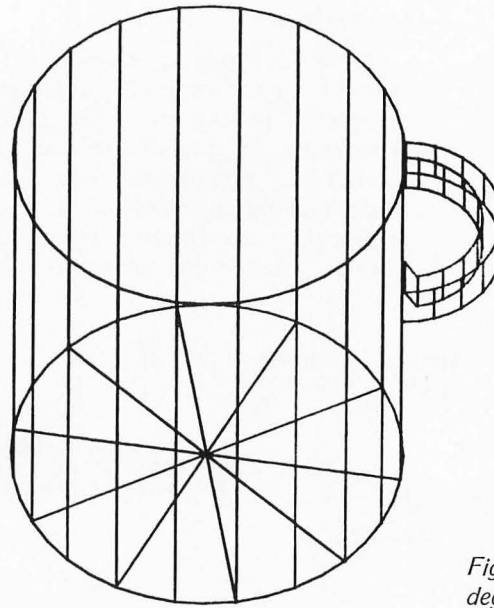


Figure 12: Rotated 45 degrees in the Y, Z plane.

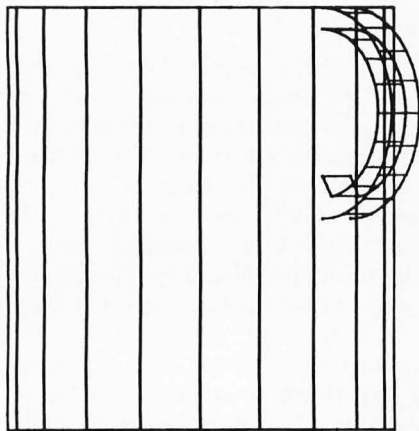


Figure 11: Rotated 45 degrees in the X, Z plane.

$$\begin{bmatrix} \cos(T) & -\sin(T) & 0 \\ \sin(T) & \cos(T) & 0 \\ 0 & 0 & 1 \end{bmatrix} \begin{bmatrix} X \\ Y \\ Z \end{bmatrix} = \begin{bmatrix} X' \\ Y' \\ Z' \end{bmatrix}$$

$$\begin{aligned} X' &= (X \cdot \cos(T) + Y \cdot -\sin(T) + Z \cdot 0) \\ Y' &= (X \cdot \sin(T) + Y \cdot \cos(T) + Z \cdot 0) \\ Z' &= (X \cdot 0 + Y \cdot 0 + Z \cdot 1) \end{aligned}$$

Table 10: Rotation in the X, Y plane.

$$\begin{bmatrix} \cos(T) & 0 & -\sin(T) \\ 0 & 1 & 0 \\ \sin(T) & 0 & \cos(T) \end{bmatrix} \begin{bmatrix} X \\ Y \\ Z \end{bmatrix} = \begin{bmatrix} X' \\ Y' \\ Z' \end{bmatrix}$$

$$\begin{aligned} X' &= (X \cdot \cos(T) + Y \cdot 0 + Z \cdot -\sin(T)) \\ Y' &= (X \cdot 0 + Y \cdot 1 + Z \cdot 0) \\ Z' &= (X \cdot \sin(T) + Y \cdot 0 + Z \cdot \cos(T)) \end{aligned}$$

Table 11: Rotation in the X, Z plane.

$$\begin{bmatrix} 1 & 0 & 0 \\ 0 & \cos(T) & -\sin(T) \\ 0 & \sin(T) & \cos(T) \end{bmatrix} \begin{bmatrix} X \\ Y \\ Z \end{bmatrix} = \begin{bmatrix} X' \\ Y' \\ Z' \end{bmatrix}$$


$$\begin{aligned} X' &= (X \cdot 1 + Y \cdot 0 + Z \cdot 0) \\ Y' &= (X \cdot 0 + Y \cdot \cos(T) + Z \cdot -\sin(T)) \\ Z' &= (X \cdot 0 + Y \cdot \sin(T) + Z \cdot \cos(T)) \end{aligned}$$

Table 12: Rotation in the Y, Z plane.

# Why Pay More?

Why pay for more printer than you need? Our series 40 printers offer more features for less bucks than any other commercial quality printer on the market today. A complete stand-alone 40 column impact dot matrix printer with a 64 character ASCII set. Includes power supply, casework and interface electronics. Single quantity price for the parallel ASCII interface model is \$425. Serial RS232/current loop interface models start at \$575. OEM discounts available.

For more information write to:  
**MPI 2099 West**  
**2200 South, Salt**  
**Lake City, Utah**  
**84119 or call (801)**  
**973-6053.**



## Combinations

Table 13 shows an example of the sequential application of two rotations using the procedure shown in table 2 to define the elements. Figure 13 combines the three rotations, a magnification and two scale changes along individual axes. Figure 14 applies shear and rotation. Figure 15 shows just the rotation for comparison purposes.

$$\begin{vmatrix} 1 & 0 & 0 \\ 0 & \cos(T) & -\sin(T) \\ 0 & \sin(T) & \cos(T) \end{vmatrix} \begin{vmatrix} \cos(S) & -\sin(S) & 0 \\ \sin(S) & \cos(S) & 0 \\ 0 & 0 & 1 \end{vmatrix} = \begin{vmatrix} A' & B' & C' \\ D' & E' & F' \\ G' & H' & I' \end{vmatrix}$$

$$A' = (1 * \cos(S) + 0 * \sin(S) + 0 * 0)$$

$$C' = (1 * 0 + 0 * 0 + 0 * 1)$$

$$E' = (0 * -\sin(S) + \cos(T) * \cos(S) - \sin(T) * 0)$$

$$G' = (0 * \cos(S) + \sin(T) * \sin(S) + \cos(T) * 0)$$

$$H' = (0 * -\sin(S) + \sin(T) * \cos(S) + \cos(T) * 0)$$

$$I' = (0 * 0 + \sin(T) * 0 + \cos(T) * 1)$$

$$B' = (1 * -\sin(S) + 0 * \cos(S) + 0 * 0)$$

$$D' = (0 * \cos(S) + \cos(T) * \sin(S) - \sin(T) * 0)$$

$$F' = (0 * 0 + \cos(T) * 0 - \sin(T) * 1)$$

Table 13: Rotation in the X,Y and Y,Z planes sequentially.

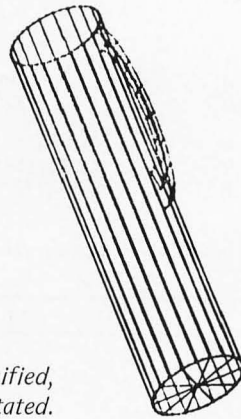


Figure 13: Magnified, expanded, and rotated.

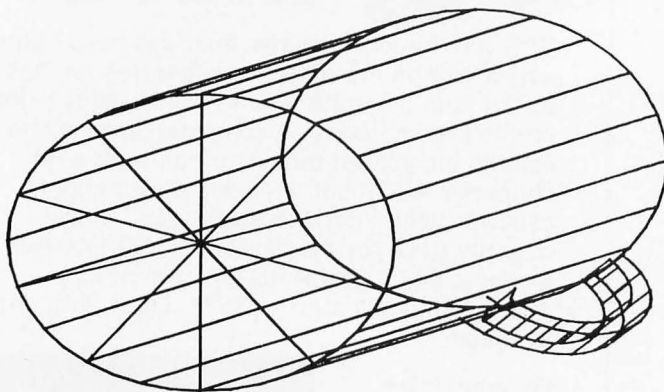


Figure 14: Rotated and sheared.

$$\begin{vmatrix} X+k \\ Y+m \\ Z+n \end{vmatrix} = \begin{vmatrix} X' \\ Y' \\ Z' \end{vmatrix}$$

$$X' = X+k$$

$$Y' = Y+m$$

$$Z' = Z+n$$

Table 14: Translation matrix.

## Translation

Moving the object sideways is not shown but is accomplished by adding the translation value to the original value for each axis as shown in table 14.

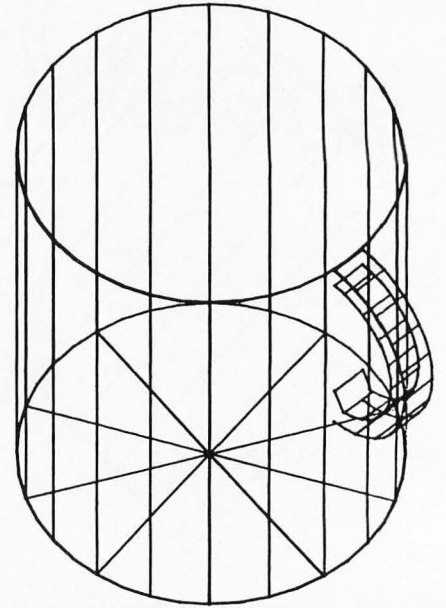


Figure 15: Rotated but not sheared.

## Mapping

All of the examples shown so far have applied the same operation to every point on the surface of the object. The coordinate transform matrix contains the same numbers for all parts of the object. A more complicated operation results when the value (X, Y, Z) associated with a point on the surface of the object is replaced by a function of X, Y, and Z at each point. The result maps the object onto some surface. Thus, if X is replaced by sin(X), for instance, the object will experience a change in scale which changes with X, and the output position of a point on the object which has a value of X equal to zero, and an arbitrary Y and Z is the same as a point with a value of X equal to 180 or 360 if the computer interprets the value of X as degrees.

The result of replacing X by sin(X) pictorially is identical to the projected view of a cylinder, parallel to the Y axis, which has the original view (such as figure 2) painted onto its surface. If the dimensions of the object for this example are such that the width is equal to 360 units, then the cylinder is completely circumscribed by the original view of the object.

In order to make a three-dimensional picture of the mapped figure, the other two dimensions must also be specified. For the example here, the depth must also be mapped by setting Z equal to cos(X). Since the new surface is a cylinder, Y is unchanged.



**Mapping Example**

Figure 16 shows a label to be pasted on the coffee cup. This label, like the cup itself, is defined by an array of data giving the X, Y and Z coordinates of each point. The standard view is in the Z equal to zero plane. A subroutine then replaces the X and Z values with the mapped values in all the points of the array. Since the standard view of the cup is a side view, and the label is to be pasted opposite the handle, 180° is added to X before computing the mapped functions. The lower left corner of figure 16 is coordinate (0,0).

The mapped array of data is now subjected to whatever coordinate transforms are applied to the cup. Figure 17 shows the result as applied to the label alone. Figure 18 shows the completed picture.

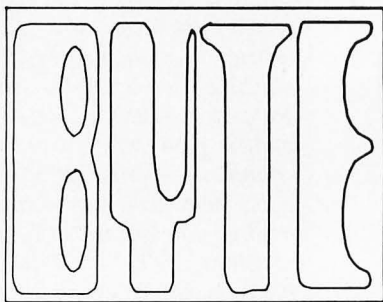


Figure 16.

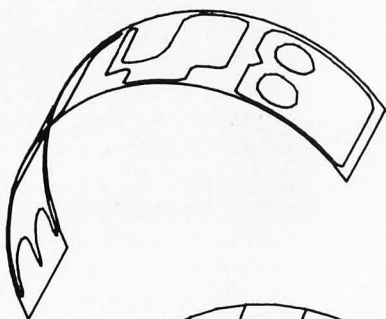


Figure 17.

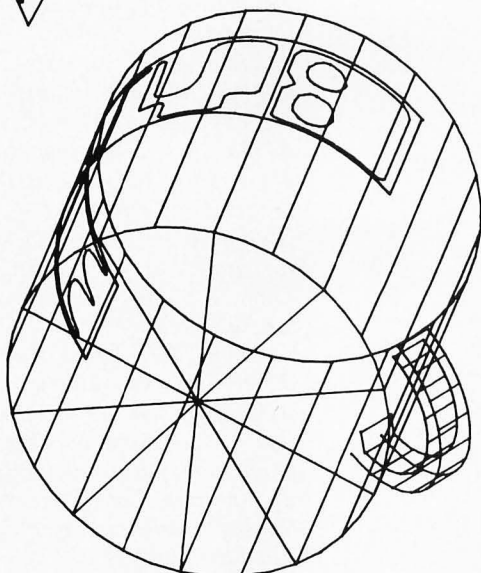


Figure 18.

# RECYCLE(D) COMPUTERS

BUY ☆ SELL ☆ SWAP

Hardware & Software

NEW PRODUCT ANNOUNCEMENTS

22 pages

Mailed 1st Class every 3 Weeks

1 yr. (18 issues) ☆ \$3.75

## ON\_LINE



Dave Wetle, Publisher ..... Established 1973


24695 Santa Cruz Hwy. • Los Gatos, CA 95030

THE BEST WAY TO DETERMINE IF ON LINE CAN BE OF VALUE TO YOU IS TO TRY A ....

**FREE SAMPLE ISSUE**

## A PROFESSIONAL COMPUTER TERMINAL FOR THE HOBBIEST SINGER

7100/7102  
New & Reconditioned  
Terminals with  
ASCII Code



FEATURES:

\$650. to \$1295.

**7100**

- ASCII CODED without tape punch or reader
- 110 to 150 BAUD (11 to 15 CPS adjustable)
- Word Processing Quality • RS232 Serial or Current loop Interface • Nationwide Service
- Warranty • Off line use as Typewriter
- (Option) Special Interfaces available for Hobby Computers (state which when ordering)

**7102**

- Same features as 7100 plus tape punch & reader

TERMS:

C.O.D. and  
Cashier's Check  
Shipping and  
Handling \$35.00 ea.



COMPUTER CORPORATION  
H&K COMPANY  
15 East 31st Street  
Kansas City, Missouri 64108  
(816) 561-1776

## Illusions

Figure 19 shows the same object as figure 18, rotated 180°. While most viewers see the cup with the handle toward them, "looking down into it" in figure 18, many find that figure 19 alternates between looking *down* into it with the handle away from the viewer, and looking *up* at it from the bottom, with the handle at the top. This example shows that a relatively minor change in viewpoint may produce a great change in terms of the clarity of the information presented.

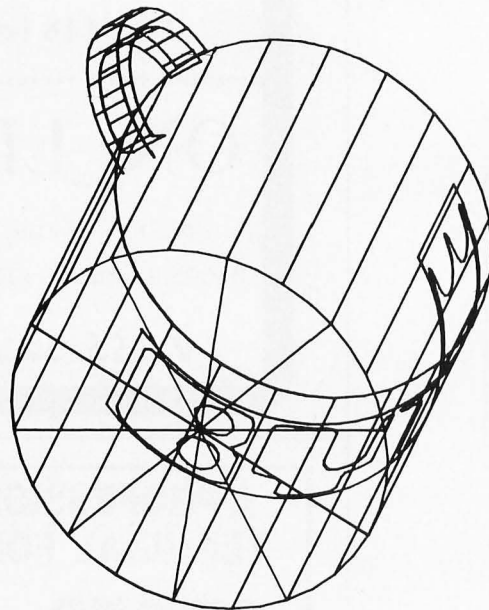


Figure 19.

## Listing 1.

```

2000 DELETE A1,A2,B1,B2,B3,B4,B5,B6,B7,B8,B9,C1,C2,C3,V1,C4,V2
2002 DIM A1(262,4),A2(262,4),B1(3,3),B2(3,3),B3(3,3),B4(3,3),B5(3,3)
2003 DIM B6(3,3),B7(3,3),B8(3,3),B9(3,3),C1(3,3),C2(3,3),C3(3,3),C4(3,3)
2004 DIM V1(3,1),V2(3,1)
2005 REM THIS SUBROUTINE DEFINES THE CUP
2010 GOSUB 2500
2090 REM THIS SUBROUTINE DEFINES THE TRANSFORM MATRICES
2100 GOSUB 2540
2140 REM THIS SUBROUTINE MULTIPLIES ALL THE MATRICES TOGETHER
2150 GOSUB 3120
2160 REM THIS SUBROUTINE CHANGES A1 TO A NEW VIEW,A2
2170 GOSUB 5500
2180 REM THIS SUBROUTINE CHANGES THE CUP FROM USER DATA UNITS TO GDU'S
2190 GOSUB 5240
2195 REM THIS SUBROUTINE DRAWS THE FIGURE
2200 GOSUB 5200
2490 END

2535 REM B1 ROTATES IN THE X,Y PLANE BY T1 DEGREES
2540 B1=0
2550 B1(1,1)=COS(T1)
2560 B1(1,2)=-SIN(T1)
2570 B1(2,1)=SIN(T1)
2580 B1(2,2)=COS(T1)
2590 B1(3,3)=1
2600 REM B2 ROTATES IN THE X,Z PLANE BY T2 DEGREES
2610 B2=0
2620 B2(1,1)=COS(T2)
2630 B2(1,3)=-SIN(T2)
2640 B2(3,1)=SIN(T2)
2650 B2(3,3)=COS(T2)
2660 B2(3,3)=COS(T2)
2670 REM B3 ROTATES IN THE Y,Z PLANE BY T3 DEGREES
2680 B3=0
2690 B3(1,1)=1

```

## Mapping Uses

Mapping may be used to compress the picture of an object to fit it into a particular space, to selectively emphasize some part while compressing the rest, such as the region near X equal to zero or 180° in this example. Or it may be used to picture some complicated configuration which is more easily defined in a rectangular coordinate system. Thus, a simple rectangular electrode configuration expressed in Cartesian coordinates may be used to compute the electric field lines at each point in the configuration. Mapping processes plus the coordinate transforms may then be used to change the known field picture into one for a complicated electron gun in a cathode ray tube.

*Excerpts from the BASIC program which produced the pictures in this article are shown in listing 1. The machine used is a Tektronix 4051 graphic computer with a 4662 plotter, with matrix read only memory. The matrix command A MPY B is specific to this equipment. The rest of the program is in a fairly standard BASIC.*

*Lines 2000 to 2490 comprise the main program which draws the coffee cup. The purpose of each subroutine is noted. The program defining the various matrices in terms of viewpoint parameters is shown in lines 2535 to 3010. The program to combine the matrices into a single 3 by 3 matrix, C4, which is applied to the drawing is listed in lines 3120 to 3200. The A MPY B format does the matrix multiplication. In a machine without this extension, a subroutine using the equation listed in the various figures would do the same job, but take much more space.*

*Lines 4000 to 4300 show part of the much longer listing which defines the cup: A1(N,1) = X, A1(N,2) = Y, A1(N,3) = Z. The variable A1(N,4) is a secondary address used with a form of the print command to make it move (21) or draw (20). This is a faster way to draw on the Tektronix machine. Lines 4050 to 4140 draw the top and bottom circle.*

*Lines 5240 to 5270 convert the cup dimensions to graphics display units (GDUs) which are required to use this style of drawing commands. This program, with all arrays, filled, uses about 28,500 bytes of memory. Incidentally, lacking a printer, I printed the program using the plotter.*



```

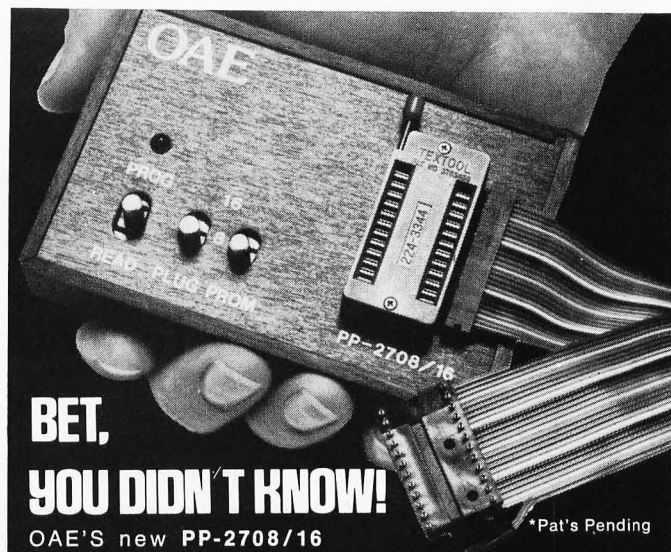
2700 B3(2,2)=COS(T3)
2710 B3(2,3)=-SIN(T3)
2720 B3(3,2)=SIN(T3)
2730 B3(3,3)=COS(T3)
2740 REM B4 IS THE UNIT MATRIX
2750 B4=0
2760 B4(1,1)=1
2770 B4(2,2)=1
2780 B4(3,3)=1
2790 REM B5 EXPANDS ALONG THE X AXIS BY K1
2800 B5=B4
2810 B5(1,1)=K1
2820 REM B6 EXPANDS ALONG THE Y AXIS BY K2
2830 B6=B4
2840 B6(2,2)=K2
2850 REM B7 EXPANDS ALONG THE Z AXIS BY K3
2860 B7=B4
2870 B7(3,3)=K3
2880 REM B8 MAGNIFIES BY K4
2890 B8=K4*B4
2900 REM B9 REFLECTS IN THE Y=X PLANE
2910 B9=0
2920 B9(1,2)=1
2930 B9(2,1)=1
2940 B9(3,3)=1
2950 REM C1 SHEARS ALONG THE X AXIS BY K5 X/Y RATIO
2960 C1=B4
2970 C1(1,2)=K5
2980 REM C2 SHEARS ALONG THE Y AXIS BY K6 X/Y RATIO
2990 C2=B4
3000 C2(2,1)=K6
3010 RETURN

3120 C3=B6 MPY B5
3130 C4=B7 MPY C3
3140 C3=B8 MPY C4
3150 C4=C1 MPY C3
3160 C3=C2 MPY C4
3170 C4=B2 MPY C3
3180 C3=B3 MPY C4
3190 C4=B1 MPY C3
3200 RETURN

4000 REM THIS PART FORMS THE TOP AND BOTTOM EDGE OF THE CUP
4010 A1(1,1)=10
4020 A1(1,2)=10
4030 A1(1,3)=0
4040 A1(1,4)=21
4050 FOR N=0 TO 360 STEP 9
4060 A1(N/9+2,1)=10*COS(N)
4070 A1(N/9+2,3)=10*SIN(N)
4080 A1(N/9+2,2)=10
4090 A1(N/9+2,4)=20
4100 A1(N/9+44,1)=A1(N/9+2,1)
4110 A1(N/9+44,3)=A1(N/9+2,3)
4120 A1(N/9+44,2)=-10
4130 A1(N/9+44,4)=20
4140 NEXT N
4142 A1(43,1)=A1(44,1)
4144 A1(43,2)=A1(44,2)
4146 A1(43,3)=A1(44,3)
4148 A1(43,4)=21
4150 REM A1 IS FILLED TO #84 AT THIS POINT
4160 A1(85,1)=10
4170 A1(85,2)=0
4180 A1(85,3)=1
4190 A1(85,4)=21
4200 REM THIS PART DRAWS THE OUTSIDE OF THE HANDLE
4210 FOR N=0 TO 180 STEP 9
4220 A1(N/9+86,1)=5*SIN(N)+10
4230 A1(N/9+86,2)=5-5*COS(N)
4240 A1(N/9+86,3)=1
4250 A1(N/9+86,4)=20
4260 A1(N/9+107,1)=A1(N/9+86,1)
4270 A1(N/9+107,2)=A1(N/9+86,2)
4280 A1(N/9+107,3)=-1
4290 A1(N/9+107,4)=20
4300 NEXT N

5200 FOR N=1 TO 262
5210 PRINT #1, A2(N,4):A2(N,1),A2(N,2)
5220 NEXT N
5230 RETURN
5240 FOR N=1 TO 262
5250 A2(N,1)=A2(N,1)/15*40+50
5260 A2(N,2)=A2(N,2)/15*40+50
5270 A2(N,3)=A2(N,3)/15*40
5280 NEXT N
5290 RETURN
5300 FOR N=1 TO 262
5310 V1(1,1)=A1(N,1)
5320 V1(2,1)=A1(N,2)
5330 V1(3,1)=A1(N,3)
5340 V2=C4 MPY V1
5350 A2(N,1)=V2(1,1)
5360 A2(N,2)=V2(2,1)
5370 A2(N,3)=V2(3,1)
5380 A2(N,4)=A1(N,4)
5390 NEXT N
5400 RETURN

```



# BET, YOU DIDN'T KNOW!

OAE'S new PP-2708/16 PROM Programmer is the only programmer with all these features:

- Converts a PROM memory socket to a table top programmer: No complex interfacing to wire—just plug it into a 2708 memory socket\*
- A short subroutine sends data over the address lines to program the PROM
- Programs 2 PROMS for less than the cost of a personal-computer module. (2708s and TMS 2716s)
- Connect 2 or more in parallel — super for production programming
- Complete with DC to DC switching inverter and 10

\*Pat's Pending

turn cermet trimmers (for precision pulse width and amplitude alignment)

- All packaged in a handsome aluminum case

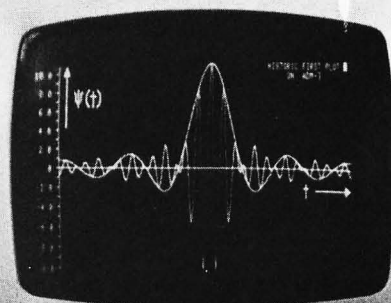
PP-2708/16 .. A & T \$295.

PP-2716 (Programs Intel's 2716) ..... A & T \$295.

# OAE

Oliver Advanced Engineering, Inc.  
676 West Wilson Avenue  
Glendale, Calif. 91203  
(213) 240-0080

## Retro-Graphics™



For your Dumb Terminal® The Retro-Graphics PC card mounts easily in the Lear Siegler ADM-3A to provide you with an affordable graphics computer terminal.

- Features:**
- Z-80 Based
  - 512 by 250 Dot Matrix
  - Simple Plug-in Interconnect
  - Point Plotting
  - Automatic Vector Generation
  - Optional TEKTRONIX Software Compatibility

You will be impressed with the packaging, performance and price of the Retro-Graphics card. Write or phone today for complete specifications.

**DIGITAL RESEARCH & ENGINEERING**  
5223 Glide Drive • Davis, CA 95616  
(916) 756-8055

Dumb Terminal is a registered trademark of Lear Siegler Inc.

# WADUZITDO:

## How To Write a Language in 256 Words or Less

Larry Kheriaty  
Computer Center  
Western Washington University  
Bellingham WA 98225

Every computer owner likes to show his or her microcomputer to friends. The first question the friends usually ask is, "What does it do?" The software system presented here demonstrates what a computer can do in a manner simple enough for almost anyone to understand. Even if you have a larger, more capable system, it is often worthwhile to be able to demonstrate something that can be accomplished on a smaller scale. WADUZITDO is small enough to run on almost any microcomputer yet it allows even the novice user to make the computer "do something."

WADUZITDO is a complete high level language processor that fits in less than 256 bytes on either a 6800 or 8080 based system. The only other requirement is some kind of terminal. The system includes a text editor to allow a program to be entered and modified, and an interpreter to execute the program. The only external routines needed are single character input and single character output such as those provided by most system monitors.

The object of WADUZITDO is to run simple conversational programs. There are just five statement types, roughly derived from the PILOT language. To keep it small only the most essential capabilities are available. This also makes programming very easy. In fact, only a few minutes after my unsuspecting spouse had asked, "What does it do?", she had written the interactive dialogue program in listing 1 to help me make out a list of acceptable birthday gifts!

Programming in WADUZITDO is straightforward and uncomplicated. For example, to direct the computer to display a line of text on the terminal you use the *type* statement. The following example shows the format of the *type* statement.

```
T:WHAT COULD BE EASIER  
    THAN THIS?
```

The T is the operation code for *type*. A colon always follows the operation code.

The text after the colon is displayed exactly as shown.

The *accept* statement allows the program to receive one input character from the terminal keyboard. Normally it is used after a *type* that asks for a response. For example:

```
T:CAN YOU TELL ME WHAT 2 + 3  
    EQUALS?
```

```
A:
```

The *accept* statement is just the A operation code followed by a colon. When it is encountered execution pauses until the user keys in any single character. Then the input character is saved internally for use in subsequent *match* statements.

The *match* statement is used to test the character entered by the user on the previous *accept*. *Match* is coded as an M (the operation code), followed by a colon and one character. The character in the statement is compared to the last character entered by the user. The result of the comparison is recorded internally in the match flag: Y if the match is equal, N if it is not equal.

Once set the match flag can be used to conditionally execute or skip any subsequent statement. This is done by placing either a Y (yes) or N (no) immediately before any operation code. If the Y or N is the same as the match flag the statement is executed, otherwise it is skipped. An elaboration of the previous example illustrates the use of *match*.

```
T:WHAT IS 2 + 3?
```

```
A:
```

```
M:5
```

```
YT:FIVE, RIGHT.
```

```
NT:NO, THE ANSWER IS 5.
```

Normally statements are executed se-



quentially. The *jump* statement is used to alter the normal sequence. The format of the *jump* statement is J, followed by a colon, and a number from zero to nine. The statement J:0 causes a branch back to the last *accept* statement executed. Execution resumes from that statement. The J:0 statement can be used to allow the user to reanswer a previous question. For example:

```
T:HOW MANY FEET IN A YARD?
A:
M:3
YT:RIGHT.
NT:WRONG STUPID, TRY AGAIN.
NJ:0
```

The second form of the jump makes use of program markers. A program marker is an asterisk, \*, preceding any statement. The statement J:n, where n is a number from 1 to 9, causes a branch to the nth program marker forward from the *jump*. This form of the *jump* is shown in the sample program in listing 2 which plays NIM.

The last type of statement is *stop*. This statement merely terminates execution of the program and returns control to the program editor. The format of the *stop* statement is S:

To increase the versatility of the language the S: statement can, at the user's option, be made to call a user written machine language subroutine from within the WADUZITDO program. To do this requires a one statement modification to the system which is detailed below. If you choose to make this modification you can consider S: to be the operation code for *subroutine* rather than *stop*. The format of the *subroutine* statement is S:x where x is any single character which serves as a parameter to the user written program. The value x will be stored in register A in both the 6800 and 8080 version. It can be used to select different functions to be performed by the program.

During execution any statement which does not fit the syntax of one of the five statement types is printed in its entirety, then execution resumes normally with the next statement. Table 1 summarizes the WADUZITDO instruction set.

When WADUZITDO is first entered con-

```
T:IT IS BIRTHDAY LIST TIME.
T:THE PURPOSE OF THIS PROGRAM IS TO
T:DETERMINE WHAT GIFTS ARE ACCEPTABLE.
T:TYPE THE CODE LETTER ASSOCIATED WITH
T:THE POTENTIAL GIFT IDEA...
T:  A HOME APPLIANCE
T:  B SOMETHING BORING
T:  C ITEM OF CLOTHING
T:  D SOMETHING DECORATIVE FOR THE HOUSE
T:  G GARBAGE DISPOSAL
T:  M MY OWN COMPUTER
A:
M:A
YT:UNACCEPTABLE.
M:B
YT:NO WAY.
M:C
YT:ACCEPTABLE IF NOT UGLY.
M:D
YT:OKAY IF CHOSEN WITH GOOD TASTE
YT:SO AS NOT TO BE TACKY.
M:G
YT:YEAH !
M:M
YT:THE LAST THING IN THE WORLD
YT:I WOULD EVER WANT.
NM:A
NM:B
NM:C
NM:D
NM:G
NT:CANT YOU READ FOOL, THAT IS NOT
NT:ONE OF THE CHOICES.
NT:TRY A,B,C,D,G OR M
J:0
```

```
T:LETS PLAY NIM WITH 7 PEBBLES.
T:WE TAKE TURNS TAKING 1,2 OR 3.
T:THE LAST ONE TO TAKE ONE LOSES.
T:THERE ARE 7, HOW MANY ?
A:
M:1
YJ:1
M:2
YJ:2
M:3
YJ:6
T:YOU CAN TAKE ONLY 1,2, OR 3.
J:0
*T:THAT LEAVES 6, I TAKE 1 LEAVING 5.
T:HOW MANY ?
A:
M:1
YJ:5
M:2
YJ:4
M:3
YJ:3
T:YOU MUST TAKE 1,2 OR 3.
J:0
*T:THAT LEAVES 5, I TAKE 1 LEAVING 4.
T:HOW MANY ?
A:
M:1
YJ:3
M:2
YJ:2
M:3
YJ:1
T:YOU MUST TAKE 1,2 OR 3 ONLY .
J:0
*T:THAT LEAVES THE LAST ONE.
T:I TAKE IT ... YOU WIN.
J:5
*T:THAT LEAVES 2, I TAKE 1 LEAVING 1.
J:3
*T:THAT LEAVES 3, I TAKE 2 LEAVING 1.
J:2
*T:THAT LEAVES 4, I TAKE 3 LEAVING 1.
*T:HOW MANY ?
A:
M:1
NT:YOU HAVE NO CHOICE BUT TO TAKE 1.
NT:HOW MANY ?
NJ:0
T:YOU JUST TOOK THE LAST ONE ... I WIN.
*T:TO PLAY AGAIN PUSH THE DOLLAR SIGN.
S:
```

*Listing 1: WADUZITDO program written by a non-computer person. Notice the last line of the program, the J:0 command. This instruction will make the program execution jump back to the accept statement to try another input.*

*Listing 2: A NIM playing program. This program demonstrates the jumping capability of the language.*

STATEMENT	FORMAT	WHAT IT DOES
<i>type</i>	T:text	Display text on the terminal.
<i>accept</i>	A:	Input one character from the terminal keyboard.
<i>match</i>	M:x	Compare x to last input character and set match flag to Y if equal, N if not equal.
<i>jump</i>	J:n	If n=0 jump to last <i>accept</i> . If n=1 thru 9 jump to nth program marker forward from the J.
<i>stop</i>	S:	Terminate program and return to text editor.
<i>subroutine</i>	S:x	Call user machine language program (requires modification).
<i>conditionals</i>	Y N	May precede any operation code. Execute only if match flag is Y. Execute only if match flag is N.
<i>program marker</i>	*	May precede any statement, serves as a <i>jump</i> destination.

Table 1: Program instructions for the WADUZITDO language.

EDIT CHARACTER	HEX	MEANING
\$	24	Start execution.
\	5C	Move edit pointer to program start.
/	2F	Display next line of program.
%	25	Pad inserted line with nulls.
bs or ←	08 or 5F	Backspace to correct typing error.
cr	0D	End of statement.
any other		Character stored in program and edit pointer advances.

Table 2: Editing characters used by the built-in text editor.

Control is passed to the program editor which is used to enter or alter source programs. Also an internal program pointer, called LOC, is automatically set to the beginning of the source area. As each statement is entered on the keyboard the characters are stored and the internal pointer advances. Typing errors may be corrected by entering a backspace and the correct character. To reset the pointer to the start of the program enter a backslash, \. To display the next line of the program enter the mirror image of the reset slash, /. To replace a line, display each line up to but not including the one to be replaced, then enter the new line. The new line should be no longer than the line it replaces. If it is longer, the next line of text is also overwritten. End the replacement line

with a percent key rather than a carriage return. The % causes null characters to be stored as filler up to the start of the next line. To begin execution of the program enter a dollar sign, \$. (The editing commands are summarized in table 2.)

If you already have a good text editor in your system it may be used instead of the one included. Each statement is variable length, terminated by a carriage return character. All other control characters between statements are ignored.

Complete 6800 and 8080 assembly listings containing source and object code are included to simplify implementation on your system. The 6800 version in listing 3 uses the MIKBUG monitor; the 8080 version in listing 4 uses the SOLOS/CUTER monitor. If you have one of these two system monitors you need not modify the program at all.

The entry point to the system is at location zero. Upon entry the stack pointer is assumed set to address some scratchpad memory area large enough to accommodate a few levels of call. In MIKBUG or SOLOS/CUTER, as with most system monitors, this is handled automatically by the GO or EXEC command. The 2 byte value stored in LOC (hexadecimal 100) must point to the place where the user program is to be stored. In the assembly listings note that this value is shown as hexadecimal 0106, the first location not occupied by the system.

If you don't have one of the above monitors you must supply character input and character output routines and change the references to IN and OUT to address these routines. In the listings you will find one reference to IN and one to OUT which needs to be changed. If your terminal requires a delay after each carriage return you can set the number of null padding characters by a one byte modification to the statement labeled PLF.

Any of the special characters used by the text editor (\$, %, \, /, bs) can be easily changed to another more convenient character on your keyboard.

As shown in the assembly listings the S: statement halts execution by branching to the text editor. If you don't modify this you can treat it as a stop statement. To use it as a subroutine call you must modify the JMP SUB instruction to be a JSR or CALL (depending on the system) to the appropriate address. Upon entry to the subroutine

Text continued after listings on page 173



## S-100 Kits at Discount Prices

- 11 slot mother board with sockets and active terminator \$80\*\*
- 16 K EPROM board for 2708's \$48\*\*
- 8 K static ram \$125\*\*

There's much more, including complete systems; send for our flyer.

## PCE ELECTRONICS


4782 DEWEY DRIVE  
FAIR OAKS, CA. 95628

- Master Charge
- Visa
- Phone orders (916) 966-7033
- No C.O.D.
- Add 5% for shipping, excess refunded.
- Calif. residents add 6% sales tax.

Circle 288 on inquiry card.

## SURPLUS ELECTRONICS

ASCII



ASCII

### IBM SELECTRIC<sup>®</sup> BASED I/O TERMINAL WITH ASCII CONVERSION INSTALLED \$695.00

- Tape Drives
- Cassette Drives
- Power Supplies 12V15A, 12V25A, 5V35A Others,
- Cable
- Wire
- Displays
- Cabinets
- XFMRS
- Heat Sinks
- Printers
- Components

Many other items  
Write for free catalog  
**WORLDWIDE ELECT. INC.**  
10 FLAGSTONE DRIVE  
HUDSON, N.H. 03051

Phone orders accepted using VISA or MC. Toll Free 1-800-258-1036  
In N.H. 603-885-3705

Circle 395 on inquiry card.

## CANADIANS

Announcing

## HAMILTON LOGIC SYSTEMS

Specializing in logic devices, microprocessors, memorys, TTL, Cmos, etc.

Send for your catalogue

Box 7

STONEY CREEK

ONTARIO L8G 3X7

Circle 153 on inquiry card.

## MICRO-VERTER

A SPECIAL COLOR MODULATOR FOR APPLE II USERS!!

UHF Version. Operates above channel 14. Eliminates worms!

Operates above the switching harmonics of the computer, thereby yielding a cleaner, worm-free picture. Tunable over a minimum of 4 channels. Interfaces directly with the Apple II as well as most other micros. Comes with video cable and RF output stub coupler. Two-toned cowl type decorator cabinet. Size: 5.5cm x 8.5cm x 11.5cm. Power: +5V. Current approx. 1 ma. Self-powered with 4 pennell batteries. Operating life in excess of 1000 hours or near shelf-life of batteries. Excellent stability. Precise frequency adjustment. No assembly required except for installation of batteries, not supplied. MODEL MVX-500.

AVAILABLE FROM YOUR LOCAL COMPUTER DEALER or direct from ATV RESEARCH. COST including shipping anywhere in USA and Canada — \$35.00.

"PIXE-PLEXER" An IC type video-to-RF modulator includes FM sound sub-carrier, color subcarrier and separate R-Y and B-Y inputs. Designed around the LM-1889 chip. A designer's dream with full data sheets. Model PXP-4500. Kit form. \$24.50 postpaid.

"PIXE-VERTER" The original computer video-to-RF interface module. Kit form: \$8.50 Model PXP-2A

PHONE or WRITE TODAY. DIAL 402-987-3771.

13-B Broadway **ATV Research** Dakota City, Nebr. 68731

Circle 17 on inquiry card.

## THE COMPUTER HARDWARE STORE INC.

Dealers for:

- APPLE II, IMSAI
- VECTOR GRAPHIC
- KIM-I, OAE
- CYBERNEX, JIM PAK

With

ALPHA-1 CASSETTE SYSTEM

16 Bits

ALPHA MICRO  
TECHNICO STARTER SYSTEM

Catalog Available

818 FRANKLIN ST., ALEX., VA.  
703-548-8085

9 WEST CARY ST., RICHMOND, VA.  
804-780-0348

Circle 72 on inquiry card.

Disc/3

## DISC/3 COMPANY COMPLETE MICRO BUSINESS SYSTEMS

SOROC IQ 120 \$ 899.95  
Assembled

LEAR SIEGLER \$ 799.95  
ADM-3A kit

IMSAI 8080 kit \$ 599.95

CENTRONICS Business \$1145.00  
Printer (132 columns)

Disc/3

DISC/3 COMPANY

1840 LINCOLN BLVD.  
SANTA MONICA, CALIF. 90404  
(213) 451-8911

Circle 105 on inquiry card.

## USR-310 ORIGINATE ACOUSTIC COUPLER



Operates With  
Any Standard Telephone

\$139

Also Available:

USR 330 Originate/Auto Answer Modem	Direct <sup>1</sup>	Telco <sup>2</sup>
USR 320 Auto-Answer Only Modem	Connect	DAA
	Style	Style
	\$324	\$185
	\$299	\$160

(1) FCC Certified. Package Connection to phone lines via standard extension phone jack.)

(2) Connection to phone lines via CBS 1001F DAA which can be leased from phone company for approx \$5.00/mo plus installation fee)

INTERFACES:

- USR 310 — RS232C only
  - USR 320 and USR 330 — RS232C and 20mA
- (Specify with order. If both interfaces are required, add \$10 to unit price.)

ALL UNITS FEATURE:

- 0-300 Baud Data Rate
- Stand Alone Unit
- Half/Full Duplex
- 90 Day Warranty
- Fully Assembled and Testec
- Optional Annual Maintenance Coverage

Prices include shipping and handling in continental U.S. Illinois Residents add 5% sales tax.

**U.S. ROBOTICS, INC.**

Box 5502 / Chicago, Illinois 60680 / (312) 528-9045

Circle 386 on inquiry card.

IT'S A GREAT BIG COMPUTER WORLD  
But You Only Need

### THE COMPUTER CORNER

- SOL — A New Dawn is Here!
- COMMODORE PET & KIM
- NORTHSTAR HORIZON
- IMSAI VDP-80
- Memories & I/O Boards

- Computer Book Service
- Magnetic Tapes & Disks
- Full Line of Magazines
- Brain Games & Puzzles
- Workshops & Club Information

Visit **THE COMPUTER CORNER** for all your computer needs. Stop in and browse — you'll like our personal service.

**THE COMPUTER CORNER**  
White Plains Mall — Upper Level  
200 Hamilton Avenue  
White Plains, New York 10601  
Tel: (914) WHY - DATA

Ample Parking  
10-6 Daily & Saturday  
10-9 Thursday

Circle 65 on inquiry card.

TRS 80

## The Computer Pantry presents

**RECIPES** (programs) on CASSETTE TAPES for your hungry TRS 80—with lots of graphics!!

All programs written to run on your TRS 80—Level I (4k or more RAM).

Free **COOKBOOK** (catalog) of cassettes with other recipes (programs) included.

**CASSETTE 8010:** U.F.O. Battle • Checkbook • Draw Poker • Pile High • Poker Dice • Snoopy (graphic).

**CASSETTE 8020:** Monthly Minder • Slot Machine • Dart Throw • Venus Touch-down • Number Guess • Tic Tac Toe.

**\$ 9.50 per cassette, \$18.00 for both.**

Send Check or Money Order to:

**THE COMPUTER PANTRY**  
2224-C Old Middlefield Way  
Mountain View, CA 94043  
(415) 964-4175

The Pantry pays postage and tax\*\* Prompt Delivery


Circle 77 on inquiry card.

Figure 1: Absolute loader format representation of the 6800 WADUZITDO program of listing 3.

```

0 0 0 0 0 0 0 0 0 0
0 0 0 0 0 0 0 0 0 0 1
0 1 2 3 4 5 6 7 8 9 0
0 0 0 0 0 0 0 0 0 0
0 0 0 0 0 0 0 0 0 0
0 1 3 4 6 7 9 A C D
0 9 2 A 2 B 3 C 5 E

```



```

*          WADUZITDO
*          6800 VERSION BY LARRY KHERIATY
*
*          MIKBUG SUBROUTINES USED
IN          EQU    $E1AC    INPUT FROM KEYBOARD TO ACCA
OUT         EQU    $E1D1    OUTPUT FROM ACCA TO TERMINAL
           ORG    $0000
SUB         EQU    $0000    USER SUBR START (CAN BE MODIFIED)
*          ENTER SYSTEM AT LOCATION 0 WITH STACK POINTER PRESET
*          TO SCRATCH PAD RAM ENOUGH FOR A FEW LEVELS OF CALL
0000 FE 0100 START  LDX  LOC      SOURCE PROGRAM AREA START
0003 8D 45  EGET  BSR  JIN      ACCEPT SOURCE CHAR
0005 81 5C          CMP A #$5C    \ ?
0007 27 F7          BEQ  START    YES, BACK UP TO PROGRAM START
*
0009 81 24          CMP A #$24    $ ?
000B 27 45          BEQ  EXEC    YES, GO EXECUTE THE PROGRAM
*
000D 81 08          CMP A #$08    BS ?
000F 26 03          BNE  DIS    NO
0011 09            DEX          YES, BACK UP ONE IN SOURCE
0012 20 EF          BRA  EGET    LOOP BACK
*          PROCESS DISPLAY OF NEXT LINE
0014 81 2F          DIS  CMP A #$2F    / ?
0016 26 07          BNE  PAD    NO
0018 BD 00D5        JSR  PRT    GO PRINT TO CR
001B 9D 21          EPLF BSR  PLF    PRINT LINE FEED AND NULLS
001D 20 E4          BRA  EGET    LOOP
*          DD LINE REPLACEMENT- PAD TO END OF STMT WITH NULLS
001F 81 25          PAD  CMP A #$25    % ?
0021 26 12          BNE  CHAR    NO
0023 86 0D          LDA  A #$0D    CR
0025 8D 27          BSR  JOUT    PRINT IT
0027 86 0D          LDA  A #$0D    CR
0029 C6 40          LDA  B #$40    COUNT OF 64
002B A1 00          PADL CMP A 0,X    AT CR YET ?
002D 27 06          BEQ  CHAR    YES QUIT PADDING
002F 6F 00          CLR  0,X    PAD WITH NULL
0031 08            INX          INCR LOC PTR
0032 5A            DEC  B      DECREMENT SAFETY COUNTER
0033 26 F6          BNE  PADL    LOOP TILL CR OR 64 NULLS
*          STORE ENTERED SOURCE CHAR IN PROGRAM
0035 A7 00          CHAR STA A 0,X    CHAR TO SOURCE LOC
0037 08            INX          MOVE LOC PTR UP ONE
0038 81 0D          CMP  A #$0D    IS IT A CR ?
003A 27 DF          BEQ  EPLF    YES, ECHO A LINE FEED
003C 20 C5          BRA  EGET    NO, GET ANOTHER CHAR
*          SUBROUTINE TO PRINT LINE FEED TO TERMINAL
003E C6 00          PLF  LDA B #$00    NUMBER OF NULLS TO PRINT
0040 4F          PLFL CLR A      NULL
0041 8D 0B          BSR  JOUT    WRITE A NULL
0043 5A            DEC  B      DECREMENT COUNTER
0044 2A FA          BPL  PLFL    LOOP TILL ENOUGH NULLS
0046 86 0A          LDA  A #$0A    LINEFEED
0048 20 04          BRA  JOUT
*          NEXT FEW LINES MUST BE ALTERED IF YOU DONT USE MIKBUG
004A BD E1AC        JIN  JSR  IN      CALL CHAR INPUT ROUTINE
004D 39            RTS          RETURN TO CALLER
004E BD E1D1        JOUT JSR  OUT     CALL CHARACTER OUTPUT ROUTINE
0051 39            RTS          RETURN TO CALLER
*
*          COME HERE TO BEGIN EXECUTION OF THE SOURCE PROGRAM
*
0052 FE 0100 EXEC  LDX  LOC      STARTING LOC OF PROGRAM
0055 09            DEX          LESS ONE
0056 08            LDDPI INX     ADR OF NEXT PGM BYTE
0057 A6 00          LOOP  LDA A 0,X    NEXT PGM BYTE
0059 81 2A          CMP  A #$2A    * CHAR ?
005B 2F F9          BLE  LDDPI    YES(OR IGNOREABLE CONT CHAR)
*
*          PROCESS Y OR N FLAG TESTS
005D 81 59          CMP  A #$59    Y ?
005F 27 04          BEQ  TFLG    YES
0061 81 4E          CMP  A #$4E    N ?
0063 26 0F          BNE  XA     BRANCH IF NOT A FLAG TEST
*
0065 08            TFLG INX     STEP LOC OVER Y OR N
0066 B1 0105        CMP  A FLG    COMPARE TO CURRENT MATCH FLAG
0069 27 EC          BEQ  LOOP    ITS EQUAL SO EXECUTE THE STMT
*
*          ITS A FLAG FAILURE, SKIP OVER THE STMT
006B 08            SKIP INX     STEP LOC PTR
006C A6 00          LDA  A 0,X    NEXT CHAR IN PGM

```

```

0 0 0 0 0 0 0 0 0 0 0
0 0 0 0 0 0 0 0 0 0 1
0 1 2 3 4 5 6 7 8 9 0

```

Listing 3: 6800 version of the WADUZITDO language. A dump of the MIKBUG format of WADUZITDO (shown in listing 3a, page 172) can be used for manual entry of the program. This version was run locally at BYTE using a SwTPC 6800.



Figure 2: Absolute loader format representation of the 8080 WADUZITDO program of listing 4.

006E 81 0D	CMP A #50D	TO END OF STMT ?	0	0	0	0	0	0	0	0	0	0	0	0	0	0	0	0
0070 26 F9	BNE SKIP	NOT YET, SO LOOP	0	0	0	0	0	0	0	0	0	0	0	0	0	0	0	1
0072 20 E2	BRA LOOPI	AT NEXT STMT, GO DO IT	0	1	2	3	4	5	6	7	8	9	0	1				
	*		0	0	0	0	0	0	0	0	0	0	0	0	0	0	0	0
	* PROCESS ACCEPT STATEMENT		0	0	0	0	0	0	0	0	0	0	0	0	0	0	0	0
0074 81 41	XA CMP A #541	A ?	0	1	3	4	6	7	9	A	C	D	F					
0076 26 11	BNE XM	NO	0	9	2	B	3	B	4	C	4	D	6					
0078 FF 0102	STX LST	YES, SAVE LOC OF LAST ACCEPT																
007B 8D CD	BSR JIN	ACCEPT ONE CHAR FROM KYBD																
007D B7 0104	STA A CHR	SAVE IT																
0080 08	INX	MOVE OVER A																
0081 86 0D	PCR LDA A #50D	CR																
0083 8D C9	BSR JOUT	PRINT IT																
0085 8D B7	BSR PLF	PRINT LINE FEED																
0087 20 CD	BRA LOOPI	STEP OVER : AND GO ON																
	*																	
	* PROCESS MATCH STMT																	
0089 81 4D	XM CMP A #54D	M ?																
008B 26 12	BNE XJ	NO																
008D 08	INX	STEP OVER M																
008E 08	INX	STEP OVER :																
008F A6 00	LDA A 0,X	GET MATCH CHAR																
0091 C6 59	LDA B #559	ASSUME Y																
0093 B1 0104	CMP A CHR	COMP MATCH CHAR TO INPUT CHAR																
0096 27 02	BEQ MX	BRANCH IF IT MATCHES, FLG=Y																
0098 C6 4E	LDA B #54E	RESULT IS N																
009A F7 0105	MX STA B FLG	SET MATCH FLAG TO Y OR N																
009D 20 B7	BRA LOOPI	STEP OVER MATCH CHAR AND GO ON																
	*																	
	* PROCESS JUMP STATEMENT																	
009F 81 4A	XJ CMP A #54A	J ?																
00A1 26 17	BNE XS	NO																
00A3 E6 02	LDA B 2,X	DESTINATION																
00A5 C4 0F	AND B #50F	CLEAR ZONE																
00A7 26 05	BNE JF	ITS A JUMP FORWARD																
00A9 FE 0102	LDX LST	ZERO.. JUMP BACK TO LAST ACCEPT																
00AC 20 A9	BRA LOOP	CONTINUE FROM THERE																
	*																	
	* SKIP FORWARD UNTIL PASS N *-MARKERS ( N IS IN ACCB )																	
00AE 08	JF INX	STEP PGM LOC																
00AF A6 00	LDA A 0,X	NEXT CHAR																
00B1 81 2A	CMP A #52A	*-MARKER ?																
00B3 26 F9	BNE JF	NO, KEEP LOOPING																
00B5 5A	DEC B	FOUND ONE, COUNT IT																
00B6 26 F6	BNE JF	LOOP IF NEED TO FIND MORE																
00B8 20 9C	BRA LOOPI	DESTINATION FOUND, GO EXECUTE																
	*																	
	* PROCESS STOP OR SUBROUTINE STATEMENT																	
00BA 81 53	XS CMP A #553	S ?																
00BC 26 0A	BNE XT	NO																
00BE 08	INX	STEP OVER S																
00BF 08	INX	STEP OVER :																
00C0 A6 00	LDA A 0,X	PARAMETER TO REG A																
00C2 08	INX	STEP OVER PARAMETER																
	*																	
	* NEXT STMT MAY BE MADE TO BE A JSR TO USER SUBR																	
00C3 7E 0000	JMP SUB	GO TO USER SUBR (OR TO EDITOR)																
00C6 20 8F	BRA LOOP	GO ON UPON RETURN FROM USER SUBR																
	*																	
	* PROCESS TYPE STATEMENT AND SYNTAX ERRORS																	
00C8 81 54	XT CMP A #554	T ?																
00CA 26 02	BNE TE	NO, ITS AN ERROR																
00CC 08	INX	YES, STEP OVER T																
00CD 08	INX	STEP OVER :																
00CE 8D 05	TE BSR PRT	PRINT UP TO CR																
00D0 8D 003E	JSR PLF	PRINT LNE FEED																
00D3 20 82	BRA LOOP	DONE WITH T																
	*																	
	* SUBR TO PRINT UP TO NEXT CR																	
00D5 C6 40	PRT LDA B #540	COUNT OF 64																
00D7 A6 00	PRTA LDA A 0,X	NEXT CHAR																
00D9 5A	DEC B	DECREMENT SAFETY COUNTER																
00DA 27 0A	BEQ PRTB	EXIT IF OVER 64 TILL CR																
00DC 8D 004E	JSR JOUT	PRINT IT																
00DF A6 00	LDA A 0,X	RELOAD CHAR TO ACCA																
00E1 08	INX	STEP LOC PTR																
00E2 81 0D	CMP A #50D	CR ?																
00E4 26 F1	BNE PRTA	NOT CR, LOOP																
00E6 39	PRTB RTS	DONE, RETURN																
	*																	
	* ABOVE IS END OF READ ONLY PORTION OF THE PROGRAM																	
	*																	
	* THE FOLLOWING IS CHANGEABLE DATA																	
	*																	
0100 0106	LOC ORG \$100	MOVE TO START OF DATA AREA																
0102 0000	LST FDB \$0106	ADDR OF SOURCE PROGRAM AREA																
0104 00	CHR FDB 0	PLACE TO SAVE LOC OF LAST A:																
0105 00	FLG FCB 0	PLACE TO SAVE LAST INPUT CHAR																
	*																	
	END																	

Listing 4: 8080 version of the WADUZITDO language. A hexadecimal dump (shown in listing 4a) is provided for manual entry. This version was run locally at BYTE using a SOL-20.

```

*           WADUZITDO
*           8080 VERSION BY LARRY KHERIATY
*
*           SOLOS/CUTER SUBROUTINES USED
IN           EQU    0C01FH   INPUT FROM KEYBOARD TO A-REG
OUT          EQU    0C019H   OUTPUT FROM B-REG TO TERMINAL
*
*           ORG    0000H
SUB          EQU    0000H   USER SUBR START (CAN BE MODIFIED)
*           ENTER SYSTEM AT LOCATION 0 WITH STACK POINTER PRESET
*           TO SCRATCH PAD RAM ENOUGH FOR A FEW LEVELS OF CALL
*
0000 2A 0001 START  LHLD  LOC    SOURCE PROGRAM AREA START
0003 CD 4600 EGET  CALL  JIN    ACCEPT SOURCE CHAR
0006 FE 5C     CPI   5CH    \ ?
0008 CA 0000     JZ   START  YES; BACK UP TO PROGRAM START
*
000B FE 24     CPI   24H    $ ?
000D CA 5200     JZ   EXEC   YES; GO EXECUTE THE PROGRAM
*
0010 FE 5F     CPI   5FH    BS ?
0012 C2 1900   JNZ  DIS    NO
0015 2B       DCX  H      YES; BACK UP ONE IN SOURCE
0016 C3 0300   JMP  EGET   LOOP BACK
*
*           PROCESS DISPLAY OF NEXT LINE
0019 FE 2F     DIS   CPI   2FH    / ?
001B C2 2400   JNZ  PAD    NO
001E CD DF00   CALL  PRT   GO PRINT TO CR
0021 C3 0300   JMP  EGET   LOOP
*
*           DO LINE REPLACEMENT- PAD TO END OF STMT WITH NULLS
0024 FE 25     PAD   CPI   25H    % ?
0026 C2 3C00   JNZ  CHAR  NO
0029 06 0D     MVI  B,0DH  CR
002B 78       MOV  A,B    CR TO A ALSO
002C CD 4D00   JOUT  CALL  PRINT IT
002F 0E 40     MVI  C,40H  COUNT OF 64
0031 BE       PADL  CMP  M      AT CR YET ?
0032 CA 3C00   JZ   CHAR  YES QUIT PADDING
0035 36 00     MVI  M,00H  PAD WITH NULL
0037 23       INX  H      INCR LOC PTR
0038 0D       DCR  C      DECREMENT SAFETY COUNTER
0039 C2 3100   JNZ  PADL  LOOP TILL CR OR 64 NULLS
*
*           STORE ENTERED SOURCE CHAR IN PROGRAM
003C 77       CHAR  MOV  M,A    CHAR TO SOURCE LOC
003D 23       INX  H      MOVE LOC PTR UP ONE
003E FE 0D     CPI   0DH    IS IT A CR ?
0040 CC F000   CZ   PLF    YES; ECHO A LINE FEED
0043 C3 0300   JMP  EGET   NO; GET ANOTHER CHAR
*
*           CHANGE NEXT FEW LINES IF YOU DONT USE SOLOS/CUTER
0046 CD 1FC0   JIN   CALL  IN    CALL CHAR INPUT ROUTINE
0049 CA 4600   JZ   JIN    TRY AGAIN IF NO CHAR YET THERE
004C 47       MOV  B,A    PREPARE TO ECHO THE CHAR
004D CD 19C0   JOUT  CALL  CALL  CALL CHARACTER OUTPUT ROUTINE
0050 78       MOV  A,B    RESTORE JIN CHAR TO A
0051 C9       RET                    RETURN TO CALLER
*
*           COME HERE TO BEGIN EXECUTION OF THE SOURCE PROGRAM
*
0052 2A 0001 EXEC  LHLD  LOC    STARTING LOC OF PROGRAM
0055 2B       DCX  H      LESS ONE
0056 23       LOOPI INX  H      ADR OF NEXT PGM BYTE
0057 7E       LOOP  MOV  A,M    NEXT PGM BYTE
0058 FE 2B     CPI   2BH    * CHAR ? (NOTE 2BH IS '*'+1)
005A FA 5600   JM   LOOPI  YES(OR IGNOREABLE COUNT CHAR)
*
*           PROCESS Y OR N FLAG TESTS
005D FE 59     CPI   59H    Y ?
005F CA 6700   JZ   TFLG  YES
0062 FE 4E     CPI   4EH    N ?
0064 C2 7600   JNZ  XA    BRANCH IF NOT A FLAG TEST
*
0067 23       TFLG  INX  H      STEP LOC OVER Y OR N
0068 BA       CMP  D      COMPARE TO CURRENT MATCH FLAG
0069 CA 5700   JZ   LOOP  ITS EQUAL SO EXECUTE THE STMT
*
*           ITS A FLAG FAILURE, SKIP OVER THE STMT
006C 23       SKIP  INX  H      STEP LOC PTR
006D 7E       MOV  A,M    NEXT CHAR IN PGM
006E FE 0D     CPI   0DH    TO END OF STMT ?
0070 C2 6C00   JNZ  SKIP  NOT YET; SO LOOP
0073 C3 5600   JMP  LOOPI  AT NEXT STMT; GO DO IT
*
*           PROCESS ACCEPT STATEMENT
0076 FE 41     XA   CPI   41H    A ?
0078 C2 8E00   JNZ  XM    NO

```

```

S113000FE0100RDA5815C27F781242745R1092660
S1130010030920EFR12F2607BD00D58D2120E4911F
S1130020252612860DRD27860DC640A10027066552
S113003000085A26F6A70008810D27DF20C5C60050
S11300404F8D0B5A2AFAR60A2004BDE1AC39BDE172
S1130050D139FE01000908A600812A2FF9R159270R
S113006004814E260F08B1010527EC08A670810D76
S113007026F920E2R1412611FF0102RDCR8701044A
S113008008860DRDC98B720CD814D26120808A69E
S113009000C6598101042702C64EF7010520B781F5
S11300A04A2617E602C00F2605FE010220A08A667
S11300B000812A26F95A26F6209CR15326A0A0882C
S11300C0A600087E0000208F81542602080890D5B2
S11300D0B003E0082C640A60054270ABD004EA697
S10A00E0008810D26F1392F

```

Listing 3a: MIKBUG format for the 6800 version of WADUZITDO.

```

00002A0001CD4600FE5CCA0000FE24CA5200
0010FE5FC219002BC30300FE2FC22400CDDF
002000C30300FE25C23C00060D78CD4D000E
003040BEC43C003600230DC231007723FE0D
0040CCF000C30300CD1FC0CA460047CD19C0
005078C92A00012B237EFE2BF45600FE59CA
00606700FE4EC2760023BACA5700237EFE0D
0070C26C00C35600FE41C28E00220201CD46
0080005F23060DCD4D00CDF000C35600FE4D
0090C2A10023237E1659BBCA9E00164EC356
00A000FE4AC2C30023237EE60F47C2B5002A
00B00201C35700237EFE2AC2B50005C2B500
00C0C35600FE53C2D20023237E23C30000C3
00D05700FE54C2D9002323CDDF00C357000E
00E040460DCAF000CD4D007E23FE0DC2E100
00F00E000600CD4D00DF2F200060AC34D00
0100060100000000

```

Listing 4a: Dump of the 8080 version of WADUZITDO. The format consists of 4 character hexadecimal address and 16 hexadecimal bytes of information. There is no checksum computed for any of the information.

### PAPERBYTE™ Bar Codes for WADUZITDO

In figure 1 and figure 2, we provide a PAPERBYTE™ bar code representation for the WADUZITDO programs of listing 3 and listing 4. These bar code representations were created in the absolute loader format documented in detail in the PAPERBYTE book, Bar Code Loader, written by Ken Budnick of Micro-Scan Associates, and available for \$2 at local computer stores or by mail (add \$.75 postage and handling) from BITS Inc, 25 Route 101 W, Peterborough NH 03458.



Listing 4, continued:

```

007B 22 0201      SHLD LST      YES, SAVE LOC OF LAST ACCEPT
007E CD 4600      CALL JIN      ACCEPT ONE CHAR FROM KYBD
0081 5F           MOV E,A      SAVE IT
0082 23          INX H        MOVE OVER A
0083 06 0D       MVI B,0DH   CR
0085 CD 4D00      CALL JOUT    PRINT IT
0088 CD F000      CALL PLF    PRINT LINE FEED
008B C3 5600      JMP LOOPI   STEP OVER : AND GO ON
*
* PROCESS MATCH STMT
008E FE 4D XM     CPI 4DH     M ?
0090 C2 A100     JNZ XJ     NO
0093 23          INX H      STEP OVER M
0094 23          INX H      STEP OVER :
0095 7E         MOV A,M    GET MATCH CHAR
0096 16 59      MVI D,59H  ASSUME Y
0098 BB         CMP E     COMP MATCH CHAR TO INPUT CHAR
0099 CA 9E00     JZ MX     BRANCH IF IT MATCHES,FLG=Y
009C 16 4E      MVI D,4EH  RESULT IS N
009E C3 5600 MX  JMP LOOPI  SET MATCH FLAG TO Y OR N
*
* PROCESS JUMP STATEMENT
00A1 FE 4A XJ     CPI 4AH     J ?
00A3 C2 C300     JNZ XS     NO
00A6 23          INX H      STEP OVER J
00A7 23          INX H      STEP OVER :
00A8 7E         MOV A,M    DESTINATION
00A9 E6 0F      ANI 0FH   CLEAR ZONE
00AB 47         MOV B,A   NUMBER OF *S TO SKIP
00AC C2 B500     JNZ JF    ITS A JUMP FORWARD
00AF 2A 0201    LHLD LST  ZERO.. JUMP BACK TO LAST ACCEPT
00B2 C3 5700     JMP LOOP   CONTINUE FROM THERE
*
* SKIP FORWARD UNTIL PASS N *-MARKERS ( N IS IN BREG )
00B5 23 JF       INX H      STEP PGM LOC
00B6 7E         MOV A,M    NEXT CHAR
00B7 FE 2A      CPI 2AH   *-MARKER ?
00B9 C2 B500     JNZ JF    NO, KEEP LOOPING
00BC 05         DCR B     FOUND ONE, COUNT IT
00BD C2 B500     JNZ JF    LOOP IF NEED TO FIND MORE
00C0 C3 5600     JMP LOOPI  DESTINATION FOUND, GO EXECUTE
*
* PROCESS STOP OR SUBROUTINE STATEMENT
00C3 FE 53 XS     CPI 53H   S ?
00C5 C2 D200     JNZ XT    NO
00C8 23          INX H      STEP OVER S
00C9 23          INX H      STEP OVER :
00CA 7E         MOV A,M    PARAMETER TO REG A
00CB 23          INX H      STEP OVER PARAMETER
*
* NEXT STMT MAY BE MADE TO BE A CALL TO USER SUBR
00CC C3 0000     JMP SUB    GO TO USER SUBR (OR TO EDITOR)
00CF C3 5700     JMP LOOP   GO ON UPON RETURN FROM USER SUBR
*
* PROCESS TYPE STATEMENT AND SYNTAX ERRORS
00D2 FE 54 XT     CPI 54H   T ?
00D4 C2 D700     JNZ TE    NO, ITS AN ERROR
00D7 23          INX H      YES, STEP OVER T
00D8 23          INX H      STEP OVER :
00D9 CD DF00 TE  CALL PRT   PRINT UP TO CR
00DC C3 5700     JMP LOOP   DONE WITH T
*
* SUBR TO PRINT UP TO NEXT CR
00DF 0E 40 PRT   MVI C,40H  COUNT OF 64
00E1 46 PRTA    MOV B,M    NEXT CHAR
00E2 0D         DCR C     DECREMENT SAFETY COUNTER
00E3 CA F000    JZ PLF    EXIT IF OVER 64 BEFORE CR
00E6 CD 4D00    CALL JOUT  PRINT IT
00E9 7E         MOV A,M    RELOAD CHAR TO ACCA
00EA 23          INX H      STEP LOC PTR
00EB FE 0D     CPI 0DH   CR ?
00ED C2 E100     JNZ PRTA  NOT CR, LOOP
*
* SUBROUTINE TO PRINT LINE FEED AND PAD
00F0 0E 00 PLF   MVI C,00H  NUMBER OF NULLS TO PRINT
00F2 06 00 PLFL  MVI B,00H  NULL
00F4 CD 4D00    CALL JOUT  WRITE A NULL
00F7 0D         DCR C     DECREMENT COUNTER
00F8 F2 F200    JP PLFL   LOOP TILL ENOUGH NULLS
00FB 06 0A     MVI B,0AH  LINE FEED
00FD C3 4D00     JMP JOUT   PRINT THEN RETURN
*
* ABOVE IS END OF READ ONLY PORTION OF THE PROGRAM
*
* THE FOLLOWING IS CHANGEABLE DATA
*
0100 0601 LOC    ORG 0100H  MOVE TO START OF DATA AREA
0102 0000 LST    DW 0106H  ADDR OF SOURCE PROGRAM AREA
*
* THE NEXT TWO BYTES ARE ONLY FOR 6800 COMPATIBILITY
0104 00 CHR    DB 00H    UNUSED, LAST INPUT CHAR IN EREG
0105 00 FLG    DB 00H    UNUSED, MATCH-FLAG IN DREG
*
END

```

Text continued from page 168

the index register (6800) or HL register pair (8080) contains the location of the next program statement and should be saved and restored before returning from the subroutine. In the 8080 version the DE register pair should also be saved. Register A will contain the one character parameter, x, of the S:x. Its use is totally up to the subroutine.

The system has been organized so that the six bytes of changeable data are isolated from the read only portion. This means the rest of the 256 byte system could be placed in read only memory. It would fit in a single 1702A EROM chip.

It is easy to see how this language could be used to write a question and answer conversation using multiple choice or true, false answers. It may not be so obvious that more complex logic is possible. The example in listing 2 is a computer versus user NIM game which demonstrates a way this can be done.

Although WADUZITDO is not the ultimate answer to personal computing, it is something that almost anyone can have some fun with, and it definitely squeezes the most out of 256 bytes of memory.

## A Pascal WADUZITDO

Notes by Ray Cote  
Program by Larry Kheriaty

Along with the assembly language versions of WADUZITDO, Larry Kheriaty sent us the Pascal version shown in listing 5. The program is basically self-documenting and very easy to translate into assembly level programs for any particular processor. The program is indented to show logical relationships between related areas of text. This is sometimes known as prettyprinting.

The first four lines of the program are definition lines for the main program. In Pascal, all variables must be defined completely at the start of the section in which they are used. "Completely" means name and data type. This is a great help since all variables must be explicitly defined. You can easily check to see what type of variable is being used.

WADUZITDO uses two types of var-

ables: integer and character. There is also a definition for constants (CONST). CONST informs the compiler that the value being assigned to this variable will not change. Integer variables will only take on whole number values.

The type character (CHAR) means that the variables will take on the values of ASCII characters, including all letters, numbers and special symbols.

The last line of the definition section defines a variable PROG as an array of charac-

ters. This definition also states that the relative base address of the array will be unity and the variable PZ will be used to specify locations within the array.

After defining our variables we are ready to start the first executable part of the program. In Pascal, the logical parts of the program are broken into procedures, equivalent to subroutines in languages such as FORTRAN. Every procedure is blocked off by BEGIN and END statements. The name of the first procedure is CHIN. After we have determined the name, we are told to begin executing procedure ACCEPT (which will return to us input values in variable CBUF). This is a subroutine which is not shown since it is specific to the processor being used. The next two procedures are also calls to subroutines used to DISPLAY the contents of the buffer and move the output to a new line. These two procedures are also machine dependent. Notice that Pascal allows you to use descriptive names. This is very important when writing a program that you want other people to read or that you want to understand at a later date.

The next procedure, LIST, first defines its own local variables, which it will use only within the LIST routine. As before, the procedure is delimited by BEGIN and END statements. This procedure introduces us to the concept of loops. Here we have a related pair of commands: REPEAT and UNTIL. These two commands cause the one line of three instructions and the call to procedure CHOUT to execute until either the value I is greater than 64 or the variable CBUF is equal to CEOL. Once either of these two conditions occurs, the program logic proceeds to call procedure NEWLINE. At this point the LIST procedure ends and returns to whatever procedure called it.

Procedure EXECUTE looks structurally the same as procedure LIST. There is a definition of variables, the BEGIN and END delimiters, and a REPEAT-UNTIL structure. This time the REPEAT-UNTIL statement is not waiting for a relation to be true, but is rather checking against one variable. Looking at how DONE was defined at the beginning of the procedure, we see that its designation is BOOLEAN. This means that the variable is being used as a logical variable and can take on the value true or false. The REPEAT-UNTIL instruction waits to see if the variable DONE is true. If so, we have finished this procedure and can stop it.

Listing 5: Pascal listing of WADUZITDO. See notes by Ray Cote.

```
PASCAL VERSION OF WADUZITDO, LARRY KHERIATY
PROGRAM WADUZITDO;
CONST PZ=5000; BS=127; EOL=10;
VAR LOC,LST,I : INTEGER; LCHR,FLG,CBUF,CBS,CEOL : CHAR;
    PROG : ARRAY[1..PZ] OF CHAR;

PROCEDURE CHIN; BEGIN ACCEPT (CBUF); END;
PROCEDURE CHOUT; BEGIN DISPLAY (CBUF); END;
PROCEDURE NEWLINE; BEGIN DISPLAY (NL) ; END;

PROCEDURE LIST; VAR I:INTEGER;
BEGIN I:= 0;
  REPEAT
    CBUF := PROG [LOC]; LOC := LOC+1; I:=I+1;
  CHOUT
  UNTIL (I>64) OR (CBUF=CEOL); NEWLINE
END;

PROCEDURE EXECUTE; VAR DONE : BOOLEAN;
BEGIN LOC := 1; DONE := FALSE;
  REPEAT
    CBUF := PROG[LOC] ; IF CBUF < '*' THEN CBUF := '*';
    IF NOT(CBUF IN ['*','Y','N','A','M','J','T','S']) THEN LIST ELSE
      CASE CBUF OF
        '*': LOC := LOC+1;
        'Y','N' : IF CBUF=FLG THEN LOC := LOC+1
                  ELSE REPEAT CBUF := PROG[LOC]; LOC:=LOC+1
                        UNTIL CBUF=CEOL;
        'A' : BEGIN LST := LOC; CHIN; LCHR :=CBUF;
              NEWLINE; LOC :=LOC+2 END;
        'M' : BEGIN IF LCHR=PROG[LOC+2] THEN FLG := 'Y'
                  ELSE FLG := 'N';
              LOC := LOC+3 END;
        'J' : IF PROG[LOC+2] = '0' THEN LOC :=LST
              ELSE BEGIN I:= ORD(PROG[LOC+2])-48;
                    REPEAT LOC:=LOC+1;
                          IF PROG[LOC] = '*' THEN I := I-1;
                          UNTIL I=0 END;
        'T' : BEGIN LOC := LOC+2; LIST END;
        'S' : BEGIN DONE := TRUE; LOC := 1 END
      END
    UNTIL DONE
  END;

BEGIN CBS := CHR(BS); CEOL := CHR(EOL); CBUF := '';
  WHILE TRUE DO BEGIN
    IF CBUF = '\' THEN LOC :=1
    ELSE IF CBUF=CBS THEN LOC := LOC-1
    ELSE IF CBUF='/' THEN LIST
    ELSE IF CBUF='$' THEN EXECUTE
    ELSE IF CBUF='% ' THEN
      BEGIN I:=0;
        WHILE (I<64) AND (PROG[LOC] <> CEOL) DO
          BEGIN PROG[LOC] := CHR(0); LOC := LOC+1 END;
        PROG[LOC] := CEOL; LOC := LOC +1; NEWLINE
      END
    ELSE BEGIN PROG[LOC] := CBUF; LOC := LOC+1;
          IF CBUF=CEOL THEN NEWLINE END;
    CHIN
  END
END
END.
```



Procedure EXECUTE also contains an IF-THEN-ELSE statement. If the value of CBUF is not contained within the brackets, perform procedure LIST. If the value of CBUF is somewhere within the square brackets, we want to perform an operation related to that value. We now come to another Pascal instruction, the CASE statement.

We are given a set of cases to choose from. The CASE statement tells us that we will be using the value in variable CBUF to determine what is to be done. We scan down each of the cases and find the one labeled with the value in CBUF. Since CBUF is type character we are looking at ASCII characters. Once we find the value of CBUF we execute the statements associated with it that are blocked off by another set of BEGIN and END statements. After we have finished, we move to the end of the CASE statement and then the last line of REPEAT-UNTIL statement.

The next section of the program does not look like the preceding sections. It does not start with a PROCEDURE statement, but has a BEGIN statement. So far we have discussed procedures. Any of the procedures that needed to use variables have defined their own. So why did we define those variables at the very beginning of the program? The reason is not to use them in a procedure, but to use them in the main program. This BEGIN statement is nothing more than the start of the mainline logic for program WADUZITDO. The mainline logic inputs characters and either stores them in an array as program or executes them as commands. This routine will not jump out of the loop and will have to be interrupted to stop. Of course it is possible to create another command that will allow you to exit from this cycle.

Now that we have looked at the Pascal version of WADUZITDO, the reader should refer back to either of the assembly versions. The Pascal version performs the same function as the assembly versions.

The assembly language versions need to be heavily commented for the reader to understand what is happening. Even liberal comments will not help when converting from one assembly language to another. The Pascal version can be easily converted into any machine language. It is also self-documenting. Notice that even without a single comment, the Pascal listing is extremely easy to decipher. . . .RGAC■

To further improve service to our customers we have installed a toll-free WATS line in our Peterborough, New Hampshire office.

## BYTE's New Toll-free Subscriber W.A.T.S. Line

If you would like to order a subscription to BYTE, or if you have a question related to a BYTE subscription, you are invited to call\*

(800)258-5485


between 8:00 AM and 4:30 PM Eastern Time. (Friday 8 AM - Noon).

\*Calls from continental U.S. only.

**(800) 258-5485**

We thank you and look forward to serving you.

9178



## The New Sound Effect Generator

Introducing a new dimension for your computer system — computer generated sound effects. Not canned or recorded sounds, but a fully programmable sound generator capable of duplicating most any mechanical or natural sound. Guaranteed S100 Bus compatibility. And, yes, it makes music, too.

Versions will soon be available for Pet, Apple, IBM and other popular brands. Detailed instructions and listings for many sounds are included. Kit—\$135, Assembled—\$175.

### Hear for yourself—\$1.00

Its fantastic applications are far too numerous to mention here, so we've made a record you can hear for yourself. Send \$1.00 for our 33-1/3 RPM demo record, detailed information and special introductory offer, to:



**INTEGRATED TECHNOLOGY**  
519 Prospect Heights, Santa Cruz, CA 95060

**FORT LAUDERDALE AREA  
COMPUTER AGE**

MICROCOMPUTERS & PERIPHERALS  
for HOME, SCHOOL & BUSINESSES

We specialize in computer systems and  
provide a full range of computer  
services. Applications software  
for business including word  
processing, payroll and  
accounts receivable.  
More to come.

**DEALERS FOR**

Apple Computers	Extensys
Micromation	Soroc
Hazeltine	Centronics
DEC	North Star
Problem Solvers	and Others
Cromemco	

999 South State Road 7 (441)  
Plantation, Florida 33317  
305-791-8080

Circle 47 on inquiry card.

\$

WOULD YOU LIKE TO  
MAKE *MONEY* WITH YOUR  
COMPUTER? LET ME SHOW  
YOU A POSSIBLE WAY.  
FOR DETAILS, SEND 50¢  
(REFUNDABLE) TO:

**REAL WORLD  
SIMULATIONS  
P. O. Box 4107  
TORRANCE, CA 90510**

\$

**RADIO SHACK AND  
COMMODORE USERS**

Low Cost Software on Compatible  
Cassette Tapes for your TRS-80  
and PET Computers.

- Games
- Investment/Small Business
- Educational/Scientific
- Kitchen Programs

**TRS-80 COMPATIBLE PERIPHERALS**

Centronics 779 Line Printer	\$999.
(with Tractor Feed)	\$1179.
Shugart SA400 Mini Disk	\$399.

Also supplied are the necessary cables which plug  
directly into your expansion interface unit.

**SEND FOR FREE CATALOG**

Software royalty plans also available.

**APPARAT, INCORPORATED**  
P.O. Box 10324  
Denver, CO 80210

Circle 11 on inquiry card.

**SOS/80**

SOS/80 - A Small Operating System that doesn't  
suffocate with 1 disk and limited RAM!

Optimized for single 8-inch floppy, limited  
memory systems, yet provides complete program  
development facilities. Includes a character  
oriented context editor with edit macros and  
block moves and a fast assembler (assembles  
thousand-line programs from disk in seconds).

Also includes a text output processor that  
accepts the widely used 'runoff' syntax, and  
a BASIC interpreter. SOS/80 Basic supports  
1 or 2 dimensional arrays, strings, user  
subroutine calls, sequential file access,  
integer arithmetic, and graphics (when used  
with the Poly VTI-64). SOS/80 runs on any  
8080-compatible system with RAM from at least  
3000 to 5000 hex and the Tarbell floppy disk  
interface. Expansion to support additional  
disk interfaces is in progress.

SOS/80, the ideal system for single disk  
configurations, is distributed by Personal  
Computer Corp., Frazer, Pa., 215-647-8463.  
Complete price on IBM format 8-inch floppy,  
\$50.00.

Advanced Interactive Systems  
8216 Pickering Street  
Philadelphia, Pa., 19150



Circle 7 on inquiry card.

**BASIC COMPUTER  
SHOP  
NOW OPEN IN  
AKRON**

Easy Freeway access from  
anywhere in Northeastern Ohio  
Many systems on display with  
applications software up and  
operating.

OPEN TUESDAY  
THROUGH SATURDAY  
11 AM till 7 PM

The Basic Computer Shop  
2671 W. Market Street  
Fairlawn Plaza  
Akron, Ohio 44313  
(216) 867-0808

Circle 27 on inquiry card.



**SALE SALE SALE SALE SALE**  
**\*\*SUPPLIES\*\*SYSTEMS\*\*SOFTWARE\*\*PERIPHERALS\*\***

**8" FLEXIBLE DISKS**

53428 IBM 3740's, S/32, Shugart, Per Sci	\$ 3.90
Perlec, Calcomp (send for catalog)	
53802 32 "Hard Sector", Altair, Shugart,	
Perlec, Per Sci, Calcomp & more	\$ 3.90

**5 1/4" FLEXIBLE DISKS**

54256 Single (01) Sector	\$ 3.75
54257 Ten (10) Sector	\$ 3.75
54258 Sixteen (16) Sector	\$ 3.75

**TELETYPE MODEL 43**

4320AAA Keyboard, Pin Feed, TTL	\$1000.00
4310AAA Receive only, Pin Feed, TTL	\$ 900.00
TP430035 Model 43 Ribbon	\$ 5.25
PP43-A01 Model 43 Paper pin or fric. 3M	\$ 12.75

**SBC51000 BUSINESS SYSTEM** microcomputer 32K

2 disk drives, video terminal, printer,  
cabinet/desk, DOS, BASIC, SOFTWARE \$6000.00

**IECC1000 EDUCATOR SYSTEM** microcomputer

32K, disk drive, video terminal, printer,  
cabinet/desk, DOS, BASIC, SOFTWARE \$5600.00

S & D COMPUTER TECHNOLOGY 24 HOURS/7 DAYS  
P.O. Box 1283 (518) 463-2091  
ALBANY, NY 12201



Circle 309 on inquiry card.

**COMPUTER  
CASSETTES**

Magnetic leadered computer  
grade cassettes custom loaded  
in one minute increments.  
Professional computer grade  
tape.

**PRICES**

From 1 min. to 30 mins.	\$1.75
From 31 mins. to 60 mins.	\$2.00
From 61 mins. to 90 mins.	\$2.50

\$25.00 minimum order COD  
via UPS only.

**BAZZY ELECTRONICS  
CORPORATION**  
39 No. Rose  
Mt. Clemens, MI 48043  
(313) 463-2592

Circle 28 on inquiry card.

**ASSEMBLY  
PROGRAMMERS**

Our clients seek experienced mini/  
micro assembly programmers and  
software/firmware engineers for a  
variety of positions in process con-  
trol, mini diagnostics, terminal sys-  
tems, scientific instrumentation and  
telecommunications. Higher level  
fluency or hardware ability a plus.  
Starting salaries 14-35K.

We invite inquiries from computer  
professionals seriously interested in  
advancing their career. We can con-  
duct your job search on a continuous,  
confidential basis. For more informa-  
tion call collect. Dave Adams at (617)  
246-2815.

**NEW ENGLAND RECRUITERS**  
6 Lakeside Office Park,  
Wakefield, MA 01880  
Fee Paid Management Consultants  
Member Mass. Professional Placement  
Consultants

Circle 283 on inquiry card.

	B	2		B
85	2	7	2	186
	10111010			101110
	B	A		B

**HEX-OCTAL CONVERSION CHARTS**

- \* 4 colours
- \* Base 2, 8, 10, 16 on each sheet
- \* shows the relationship of hex and octal notations to binary
- \* great learning aids
- \* indispensable for anyone working in assembler or machine code
- \* 3-ring binder fold-out  
OR wall chart (please specify)

SET OF 2 CHARTS  
(one indexed in hex, the other in octal)  
Single set \$5.95 / set  
12 or more \$4.50 / set

SEND CHEQUE OR MONEY ORDER TO  
ZETA SYSTEMS CANADA LTD.  
2547 HEATHER STREET  
VANCOUVER, B.C. V5Z 3J2  
Quantity & school discounts available  
Dealer inquiries invited

Circle 401 on inquiry card.



# What's New?

## Is It a Plot?

Here is one of the most exciting peripherals available for the personal computer user who is interested in graphic arts applications: a very affordable (\$1085) digital plotter from Houston Instrument called the Hi Plot. The statistics on this machine are impressive to say the least. The resolution of the pen tip is either .005 inch or 0.01 inch giving a total of 1400 by 2000 picture elements or 700 by 1000 picture elements respectively in its 7 by 10 inch (17.8 cm by 25.4 cm) plotting area. Standard ink cartridges are available in four colors, allowing the user to switch cartridges to produce mixed color plots. According to Tom Hall of Houston Instrument it is also possible for the individual user to kludge a standard drafting ink pen into the plotter, allowing a much wider selection of colors to be used in the form of personally chosen inks.

Many of the plotting samples seen in this issue should be reproducible by the small system owner who uses this peripheral, a typical personal system with a high level language and floppy disks, and some imagination.

Complete and ready to plot, the Hi Plot costs \$1085. Contact Houston Instrument, One Houston Square, Austin TX 78753. ■

Circle 569 on inquiry card.




Photo 1: The new Houston Instrument's Hi Plot plotter is shown here in a typical analytical situation: plotting a polar coordinate function in the plane of the paper with Cartesian axes for reference.




Photo 2: The interface to the user's computer is via a standard DB-25 connector located on the lower edge of the rear panel of the plotter.

## Write for Free North Star Newsletter and Catalog

North Star Computers Inc, 2547 Ninth St, Berkeley CA 94710, is offering the latest issue of its newsletter free on request. In this issue North Star announces eight new application software diskettes and lists more than 50 com-

mercially available application programs ready for use on North Star equipment. In addition, North Star's 16 page product catalog is also available free of charge. ■

Circle 570 on inquiry card.





Photo 3: Inside the Hi Plot plotter, we find this pair of stepper motors which drive the mechanism through cable linkages.

### Micropolis Announces Double Sided Floppy Disk Drives



Double sided floppy disk drives are now available on two of Micropolis Corp's OEM series. The company's Mega-Floppy series, Models 1015 and 1055,

features an intelligent controller that facilitates interconnection of four subsystems to a common host interface for a total on line storage capacity of more


than 15 M bytes.

The 1015 is an unpackaged drive designed to integrate floppy disk storage into a system enclosure. This series is expanded to four products of double sided options. Storage capacity ranges from 143 K bytes to 630 K bytes per drive. The Model 1015's file space may be optionally expanded up to 946 K bytes by using the Micropolis intelligent controller and group code recording (GCR) method. The 5 1/4 inch floppy offers GCR and a microprocessor based controller as standard features. Model 1055 has four soft sectored formats for each of its 77 tracks, yielding a maximum capacity of 1892 K bytes of useable file space on its double sided version. An optional add on module, comprised of two read and write heads and two drives sharing a common controller, increases the subsystem formatted capacity to 3784 K bytes.

The 35 track configuration single drive, double sided 1015 Model III with 287 K bytes of formatted capacity is priced at \$330 in quantities of 500. A quad density version, the 1015 Model IV, which has 77 tracks per surface and a track density of 100 tracks per inch with up to 946 K bytes formatted capacity, is \$396. The Micropolis intelligent controller is a \$369 option on the quad density version when purchased in quantities of 500. The Model 1055 Model IV, which includes the intelligent controller, power supply, bidirectional interface, enclosure and almost 2 M bytes of on line capacity, is priced at \$1796 in quantities of 50. For further information, contact Micropolis Corp, 3959 Deering Av, Canoga Park CA 91304. ■

Circle 556 on inquiry card.

### Intelligent Double Density Diskette Controller



This new stand alone intelligent controller, the PerSci Model 1170, is capable of managing either single or double density recording on as many as 32 diskette sides for a total system formatted data capacity of 16 M bytes.

The controller is a compact computer for use in diskette subsystem management and microcomputer applications. It uses microprocessor intelligence to communicate by file name and to assume the housekeeping functions

usually performed by the processor. File management functions include initialization; allocation and deallocation of diskette space; error detection and retry; creating, deleting, renaming, copying of files; and diagnostic testing.

Designed to operate PerSci's recently introduced Model 299 drive, the 1170 is also capable of handling two PerSci Model 277 dual diskette drives or various combinations of Models 299 and 277.

The price is \$800 in large quantities.

### Improved System Disk for System 88

PolyMorphic Systems has announced a second system software edition for their System 88 microcomputers, making them faster and easier to use. The software includes an enhanced operating system, BASIC, text editor and assembler.

Added to the BASIC language are string arrays and array commands that allow the user to create and manipulate labels for tables and charts, mailing lists, personnel records, inventory, and billing, and so on. For the scientific user, BASIC now has inverse trigonometric, hyperbolic and gamma functions. Also included are new statistical functions that simplify data reduction.

The System 88 text editor now permits the user to move, copy, or delete an entire block of text. Cursor movements are now two-dimensional; the original cursor movements have been retained. For further information, contact PolyMorphic Systems, 460 Ward Dr, Santa Barbara CA 93111. ■

Circle 555 on inquiry card.

Contact PerSci Inc, 12210 Nebraska Av, W Los Angeles CA 90025. ■

Circle 557 on inquiry card.





# MODEMS MODEMS MODEMS MODEMS



## Listen to the Sweet Sounds

of these commercial grade Bell 103 and 202 MODEMS. Fully assembled, adjusted and tuned-in SEND, RECEIVE and CONTROL modules were manufactured by VADIC Corporation and are put in a case with power supply, LED display and EIA Standard RS-232 connectors by PACIFIC OFFICE SYSTEMS.

### FEATURES:

- Asynchronous serial data transmission.
- Operation over standard 2-wire unconditioned telephone lines with up to 1000 mile range.
- Telephone line connection via your choice of: acoustic coupler,

Manual Data Access Arrangement or Auto-Answer DAA (sold separately.)

- LED Display of modem status and signals.
- Size: 6" x 10" x 15". Ship weight: 10 lbs.

### BELL 103 SPECIFICATIONS:

- DATA TRANSMISSION: 0-300 Baud rate; full-duplex operation for simultaneous bi-directional communication.
- RECEIVE CHANNEL FREQUENCIES: 2025 Hz for Space; 2225 Hz for Mark.
- SEND CHANNEL FREQUENCIES: Originate mode-1070 Hz Space, 1270 Hz Mark; Answer mode-2025 Hz Space, 2225 Hz (switchable manually or automatically from originate to answer mode upon detection of carrier in originate mode.)
- Auto-Answer circuitry standard; auto-dialing feasible without additional circuitry.
- Transmission Filter for echo suppress & noise reduction over unconditioned telephone lines.
- LED Display: Power, Carrier Detect, Send Data, Receive Data.

### OPTIONS:

- Self-Test Mode provides analog or digital loop-back of signals for modem diagnostics or half-duplex operation.
- LED Display of signals or status as specified by user.
- Multiple housing for up to six modem circuit cards.

### PRICES:

Standard Features	\$149.95
VADIC Circuit Card only, with interface instructions	\$ 89.95
Acoustic Coupler	\$ 29.95
DAA Kit (private line only)	\$ 14.95

### BELL 202 SPECIFICATIONS:

- DATA TRANSMISSION: 0-1200 Baud rate over 2-wire lines; 0-1800 Baud rate over conditioned lines.
- HALF-DUPLEX operation over 2-wire lines; FULL-DUPLEX over 4-wire lines.
- MARK FREQUENCY: 1200 Hz; SPACE FREQUENCY: 2200 Hz.
- REVERSE CHANNEL COMMUNICATION over 2-wire lines at 5 Baud (387 Hz.)
- Transmission Filter for echo suppress & noise reduction.
- LED Display of status and signals: Power, Terminal Ready, Modem Ready, Request To Send, Clear To Send.

### OPTIONS:

- Auto Answer operation
- Self-Test Mode provides analog or digital loop-back of signals for modem diagnostics.
- LED Display of signals or status as specified by user.
- Multiple Housing for up to six modem circuit cards (including combinations of Bell 103 & 202 styles.)

### PRICES:

Standard Features, includes Reverse Channel	\$219.95
Standard Features, with Rev. Ch. and Auto Answer	\$249.95
VADIC Circuit Card only, with interface instructions:	
with Reverse Channel, Manual DAA	\$149.95
with Reverse Channel, Auto-Answer DAA	\$179.95

NO RISK! 7 DAY APPROVAL ON ALL MAIL-ORDERS. FULL REFUND ON RETURNS.

PACIFIC OFFICE SYSTEMS, INC.  
2600 El Camino Real, Suite 502  
Palo Alto, Calif. 94306  
(415) 321-3866

Call or write for details, quantity discounts, and our CATALOG. See recent issues of BYTE for a list of other products and prices (including tape drives, power supplies, form tractors, paper tape readers, video monitors, ASC II encoded keyboards, Selectric & Diablo Terminals, etc.)

90 day warranty against defects in material or workmanship on all used equipment. Full documentation includes PLUS interface instructions where indicated. Availability subject to prior sale. Prices may change without notice.

All orders shipped from stock. No back orders, no substitutions. All equipment is shipped insured FOB Palo Alto within 14 days after check clears or COD order is received. M/C & VISA accepted.

# Electrolabs

PO Box 6721 Stanford


CA. 94305  
415-321-5601

★ TI Sockets 1 cent per pin. All low profile solder tail 8 pin - 40 pin.

The "Pro" fully encoded ASCII Keyboard by Cherry. Auto REPEAT feature, 5 special function keys. 300mA/5V. (Shown as mounted in 'The Case', Below) \$119.00, 3/99.00, 10+/89.00

USED SYLVANIA *The Dumb Terminal for Smart People*  
12" MONITORS

You Fix: \$24.95  
Working: \$69.95  
Cold Chassis, 25lbs.  
80X24 with full 128 char. ASCII UC+LC font with all control characters displayed. 300-19,200 baud RS232. 2nd font addressable from keyboard in you-program-it 2708 for APL, Graphics sets, etc. Plug in monitor I/O connector, 110VAC and you are ready. INCLUDES: 'The Case', Cherry Kbd. A used monitor, ESAT 200A, all options except vector addressable cursor and modem. Bulletproof design and construction. Normally \$675.00 What you always wanted your ADM3 to be:  
SYSTEM "A" \$649.00 10/\$599.00



THE FANTASTIC!  
MEMOREX FIVE-FIFTY

\* Hard and Soft Sectoring  
\* Single and Dual Density  
\* Double side configuration as a retrofit at any time.  
\* 110/220V, 50/60Hz  
\* Pin for pin compatible with Shugart 800,801,850,851 (50 pin edge connector)  
\$536, 2/499, 5/475, 10/449  
25/425, 100/405  
Double Sided Retrofit \$300



MINIDISKETTES (5.25") 1-9 10-24 25+  
10, 16 or Soft Sector \$4.79 4.50 4.25

STANDARD (8") DISKETTES  
Hard or Soft Sector \$5.99 4.99 4.50

CASSETTES  
R-300 Certified Phillips Type \$5.25 4.99 4.35  
I-150 Certified for audio decks \$4.60 4.30 3.90  
(\*Kansas City\* & SWTP formats)

★ NEW! 32 K, S-100 Universal Static Store. Accepts 2114 RAMs or 70 ns, 3625 PROMs paging up to 8 Mby. Board only with manual and paging software \$69.00. 32 Kby RAM 450 ns \$679.00, 250 ns \$789.00. We have software application notes for multi-task multi-user applications utilizing paging feature.

Shipping and Handling: Surface: \$0.40/lb. Air: \$0.75/lb., 1.00 minimum  
Cal. Tax: 6.5% Insurance: \$0.50 per \$100.00



"The Case" Beautiful and sturdy anodized aluminum case in deep black designed to contain the ESAT 200A, and with a bezel cut out for the Cherry 'Pro' keyboard. (installed as shown above) Choose deep brown, light yellow, or crimson to accent or color code your installation. The only choice for hard-use institutional and educational applications. \$69.00, 10/ 59.00



**PLACE ORDERS TOLL FREE: 800/262-1710 inside California  
800/421-5809 all other states**

**MICROPROCESSORS**

F8	16.95
Z80	20.00
Z80 A	25.00
I802	19.95
2650	24.95
AM2901	22.95
6502	10.95
6800	17.95
6802	24.95
8008-1	12.00
8035	22.00
8080 A	9.95
8085	27.00
8748	60.00
TMS9900	67.00

**SUPPORT DEVICES**

8212	3.00
8214	8.50
8216	3.75
8224	3.50
8224-4	9.95
8226	3.95
8228	7.95
8238	7.50
8251	8.75
8253	20.95
8255	11.00
8257	19.95
8259	19.95
8275	75.00
8279	20.00

**6800 SUPPORT**

6810P	4.95
68B10P	6.00
6820P	7.50
6821P	7.50
6828P	11.25
6834P	16.95
6850P	9.75
6852P	11.75
6860P	10.00
6862P	14.50
6871P	28.00
6875P	8.75
6880	2.00

**CHARACTER GEN.**

2513 U/L	6.75
2513 (5v) U/C	9.75
2513 (5v) L/C	10.95
6571	10.95
6571 A	10.95
6574	13.25

**DYNAMIC RAMS**

416 D (200ns)	20.00
4116 (200ns)	20.00
2104/4096	4.00
2107 B-4	3.95
TMS4027	4.00
TMS4050	4.00
TMS4060	4.50
4096	4.00
MM5270	4.50

**PROMS**

1702 A	5.00
2516 (5v)	50.00
2708	9.00
2716 (T1)	30.00
2716 (INTEL)	50.00
2758	26.60

**STATIC RAMS**

21L02 (45 (450ns))	1.50	1.18
21L02 (250ns)	1.75	1.50
210D	10.00	8.50
2101-1	2.95	2.50
2102	1.25	.90
2111-1	3.25	2.65
2112-1	2.75	2.35
2114 (300ns)	10.00	8.25
2114 (450ns)	9.00	7.69
2125L	11.00	8.30
TMS4044 (250ns)	8.95	8.00
TMS4044 (450ns)	8.20	7.40
4200 A	10.00	8.60
TMS4045 (250ns)	8.95	8.00
TMS4045 (450ns)	8.20	7.40

**FLOPPY DISC CHIPS**

1771 B-01	39.95
-----------	-------

**KEYBOARD ENCODERS**

AY-5-2376	12.75
AY-5-3600	13.75

21L02 (350ns) Static Rams	120 @ \$1.00 ea.
---------------------------	------------------

1702A E-PROM	\$4.75 ea.
--------------	------------

6502 Microprocessor	5 @ \$11.00 ea.
---------------------	-----------------

2708 (450ns) E-PROM	8 @ \$7.50 ea.
---------------------	----------------

21L02 (250ns) Static Rams	100 @ \$1.25 ea.
---------------------------	------------------

Z-80 A Microprocessor	5 @ \$25.00 ea.
-----------------------	-----------------

Z-80 Microprocessor	5 @ \$20.00 ea.
---------------------	-----------------

MM5257 lo pw repl. TMS4044	8 for \$8.00 ea.
----------------------------	------------------

2114 L (250 ns)	8 for \$8.25 ea.
-----------------	------------------

TMS 4044 (250ns)	16 @ \$8.00 ea.
------------------	-----------------

4200 A (200 ns) Static Rams	25 @ \$10.00 ea.
-----------------------------	------------------

4116 (200ns) 16K Dyn. Ram	8 @ \$20.00 ea.
---------------------------	-----------------

**SHUGART 801R  
8" FLOPPY DISC DRIVE.**

**\$550.00**



**KIM - 1**  
Assembled and Tested  
**\$245.00**

**MEMORY PLUS**  
for KIM-1  
8K RAM (21L02)  
8K EPROM  
ASSEMBLED & TESTED  
**\$245.00**

**THE APPLE II COMPUTER**

One of the best "Total Package" home and business computers on the market. "Basic" in ROM, Color Graphics, Floating Point Basic Package, etc.

16K version only **\$1,095.00**

**416D 16K x 1**

Dynamic Ram Chip can be used for expanding Apple II Memory or the TRS-80 (200ns)

8 for **\$20.00ea.**  
16 for **\$18.00ea.**

Call for quote on larger quantities

**full ASCII**

**PROFESSIONAL KEYBOARDS**

- \* Full 128 Character ASCII
- \* Tri-Mode MOS Encoding
- \* MOS/DTL/TTL Compatible Output
- \* Two-key Rollover
- \* Level and Pulse Strobe
- \* Shift and Alpha Lock
- \* Selectable parity
- \* Positive or Negative Logic.

MODEL 756 (56 keys)

**PRICING INFORMATION**

Model 756 (assembled) **\$59.95**  
Model 756K (kit) **\$49.95**  
Model 702 enclosure **\$29.95**  
Model 710 numeric pad **\$9.95**  
Model 756MF Mtg.Frame **\$8.95**

**MOTHER BOARDS - \$100 STYLE**

9 slot "Little Mother" **\$35.00**  
Assembled and Tested **\$75.00**

13 slot with front panel slot  
Bare board **\$35.00**  
Kit **\$70.00**  
Assembled & Tested **\$110.00**  
22 slot Assembled & Tested **\$149.95**

**CONNECTORS**

DB-25P **\$2.25** DB-25S **\$3.25**

**COVER \$1.50**

44 Pin - PC & EYE **\$1.95**  
44 Pin - WW **\$2.50**  
86 Pin - (6800) PC **\$5.00**  
86 Pin - (COSMAC ELF) PC **\$5.00**  
100 Pin - (Altair) PC **\$4.50**  
100 Pin - (Imesai) WW **\$4.25**  
**100 Pin - (IMSAI) PC \$3.25**

**MODEL 801R Shugart Disc with Cabinet**

Includes Cabinet, Disc Drive, Power Supply, Cable, Fan & Data Cable. Has AC line filter.  
Cabinet size 10"H x 10"W x 16"D  
MODEL DM 2700-S **\$750.00**

**FLOPPY DISC INTERFACE**  
JADE Floppy Disc (Tarbell Board) KIT **\$175.00 ea.**

S.D. Computer Products  
Versa Floppy Kit **\$149.00 ea.**  
Assembled & Tested **\$189.00 ea.**

**STATIC RAM BOARDS ASSEMBLED & TESTED**

8K  
Ram 8 (250ns) **\$169.95**  
Ram 8B (450ns) **\$139.95**  
250ns KIT Mem-1 **\$169.95**  
450ns KIT Mem-1 **\$125.00**  
BARE BOARD **\$25.00**

16K Uses 2114 (lo pwr.)  
Ram 16 (250ns) **\$375.00**  
Ram 16B (450ns) **\$325.00**  
MEM-2 Kit (250ns) **\$285.00**  
32K Assembled & Tested by SEALS ELECTRONICS

JG-32 (250ns) **\$795.00**  
JG-32B (450ns) **\$725.00**  
250ns KIT **\$575.00**

**6800 Adapter - adapts Mem-1 8K board to Motorola MEK 6800D2 evaluation kit.**

**16K STATIC BOARD**  
with memory management can be used with Alpha Micro or Cromenco Systems. ASSEMBLED & TESTED

RAM 65(250ns) **\$390.00**  
RAM 65B (450ns) **\$350.00**

**E-PROM BOARDS**

MR-8 (8K uses 2708) KIT **\$99.50**  
with 1K RAM

MR-16T (16K uses 2716) KIT **\$99.50**  
with 1K RAM

EPM-1 (uses up to 4K of 1702) **\$59.95**

RAM/N/ROM (16K uses any E-PROM) KIT **\$117.00**

JG-8/16 (uses 2708 or 2716) KIT **\$59.95**

BARE BOARD **\$30.00**

**EXPANDABLE E-PROM -**  
S.D. Computer Products  
16K or 32K EPROM **\$49.95** without EPROM

Allows you to use either 2708's for 16K of Eprom or 2716's for 32K of EPROM.

**COMPUTER MAINFRAME**

Includes: **\$295.00**  
Power Supply +8v at 18amps ±16v at 2 amps  
Mother Board - 12 slots with connectors Assembled & Tested  
Has Whisper Quiet Fan & AC Line Filter  
Cabinet size 7"H x 19"W x 22" D

**DYNAMIC RAM BOARD**  
by S. D. Computer Products  
On board refresh is provided with no wait states or cycle stealing required. +8VDC 400MA DC, +18VDC 400MA and -18VDC 30MA DC.

**EXPANDABLE 32K uses 4115 (200ns)**  
8K Kit **\$151.00** 24K Kit **\$325.00**  
16K Kit **\$240.00** 32K Kit **\$400.00**

**EXPANDABLE 64K uses 4116 (200ns)**  
16K Kit **\$250.00** 48K Kit **\$675.00**  
32K Kit **\$475.00** 64K Kit **\$875.00**

**JADE 16K DYNAMIC KIT**  
uses 4096 (300ns) **\$200.00**

**JADE Z80 KIT**

with PROVISIONS for ONBOARD 2708 and POWER ON JUMP

(2MHZ) **\$135.00ea.**  
Assembled & Tested **\$170.00ea.**  
(4MHZ) **\$149.95ea.**  
Assembled & Tested **\$184.95ea.**  
Bare Board **\$35.00ea.**

**JADE VIDEO INTERFACE KIT**

KIT **\$99.95**  
Assembled & Tested **\$139.95**

S-100 Bus compatible  
32 or 64 Characters per line - 16 lines Graphics (128 x 48 matrix)  
Parallel & composite video  
On board low-power memory  
Powerful software included for cursor, home, EOL, Scroll Graphics/Character Upper case, lower case and Greek, Black-on-white & White-on-black.

**JADE PARALLEL/SERIAL INTERFACE KIT**

KIT **\$124.95**  
Assembled & Tested **\$154.95**

- \* S-100
- \* 2 Serial interfaces with RS232C interfaces or 1 Kansas City cassette interface.
- \* Serial interfaces are crystal controlled
- \* Selectable baud rates.
- \* Cassette works up to 1200 baud.
- \* 1 parallel port.

**TU-1**  
Convert T.V set to Video Monitor  
KIT... **\$8.95**

**JADE 8080A KIT**  
**\$100.00 KIT**  
BARE BOARD **\$30.00**

**JADE Computer Products**

4901 W. Rosecrans-W  
Hawthorne, Calif. 90250

Freight Charge \$2.00 less than 10-lbs.


NEW CATALOG NOW AVAILABLE

AMERICAN EXPRESS  
Cards Welcome

Master Charge  
VISA

**" THE PIGGY IS COMING "**

#### Ampex MCM-8080 Core Memory Board



This 16 K byte core memory for 8080 microcomputers is now available from Ampex Corp, 200 N Nash St, El Segundo CA 90245. Fully compatible with SBC 80 single board computers, the MCM-8080 provides nonvolatile storage for 16 K bytes with a data access time within 325 ns. The read and write cycle times are 780 and 1240 ns, respectively.

Each memory board includes electronics to detect input DC power conditions and inhibit operation when out of tolerance. The microcomputer is a pin compatible alternative to the SBC 016, SBC 046, SBC 416 and MDS 016 memory boards used with Intel SBC 80/05, 80/10 and 80/20 or equivalent computers. It can be used to provide up to 64 K bytes of addressable locations for either 8 bit or 16 bit applications.

The board measures 12 by 6.75 by 0.50 inches (30.48 by 17.14 by 1.27 cm) and utilizes the +5 V and +12 V power available. Single unit price is \$885. ■


Circle 592 on inquiry card.

#### C1-6800 Microprocessor Memory

The microprocessor memory C1-6800 is a 16,384 word, 8 bit dynamic random access memory. The memory module plugs directly into the EXORciser and is plug compatible with the Mex-6812, 6815, 6816-1. Through the use of the 16,384 by 1 bit NMOS dynamic memory parts the memory module capacity can be increased up to 64 K bytes on a single board. An access time of 300 ns accompanied with on board hidden refresh permits maximum utilization of processor speed. The memory is addressable as a contiguous block in 4 K word increments thru 64 K. The on board dual in line package switch assigns the addresses for customer configuration. Prices are \$390 for 16 K by 8 and \$1230 for 64 K by 8. Contact Chrislin Industries Inc, 31312 Via Colinas #102, Westlake Village CA 91361. ■


Circle 593 on inquiry card.

#### Building Block for Cartridge Memories



The Model 650 cartridge transport from North Atlantic's Qantex Division, 200 Terminal Dr, Plainview NY 11803, is designed as an original equipment manufacturer (OEM) memory building block for instruments, word processors, data processing systems for small businesses and other computer based equipment. The unit lists singly for \$475, complete with "intimate electronics," stores up to 23 million bits of unformatted digital data on the four tracks of a DC300A tape cartridge. Optical tachometer holds tape speed at 30 inches per second for read and write operations, giving 48 K bps data transfer rate at 1600 bpi recording density. Tape is accelerated to 90 inches per second for rewind and fast search, permitting any stored data to be accessed in about 20 seconds. The transport can also be supplied with read after write heads for data validation during the actual recording process. ■


Circle 594 on inquiry card.



Two static programmable memory boards capable of battery backup and compatible with Intel's SBC 80/05, SBC 80/10 and SBC 80/20 have been announced by Electronic Solutions Inc, 7969 Engineer Rd, San Diego CA 92111. The two versions are the RAM-4L containing 4 K bytes of memory and the RAM-8L containing 8 K bytes of memory. The RAM-8L uses a single 5 V power supply and draws 1.2 A typical, 1.7 A maximum under operation. During battery backup at 1.7 V, the battery current is 0.5 A typical, 0.8 A maximum. Three alkaline D cell batteries can back up 8 K bytes of memory for 11 hours, according to the company. The RAM-4L is priced at \$312 and the RAM-8L is \$428. ■

Circle 595 on inquiry card.


#### Non-Volatile High Speed Semiconductor Programmable Memory



The ElectriCom 4020 is a single card memory designed to meet the requirements for short and long term non-volatile high speed programmable memory systems. Memory data is maintained for a minimum of 3 months (6 months typical) after the primary board power is removed. The long data retention time allows the 4020 to be used for high speed program and data files that may be removed and stored away from the host processor. On-board nickel-cadmium batteries, battery charger and power state monitors eliminate the need for external support circuitry. The primary input power disturbance level at which the 4020 will no longer respond to read or write commands is user set with an onboard potentiometer and LED indicator. Connection to the card edge connector from the IO headers is made with wire wrap allowing the 4020 to be used with all bus structures including the Altair (S-100). The 4020 is priced at \$287 and may be purchased from ElectriCom, 12567 Crenshaw Blvd, Hawthorne CA 90250. ■

Circle 596 on inquiry card.





IT WILL TELL YOU WHERE TO GO -  
CPU-1™ 8080A CPU BOARD WITH  
8 LEVEL VECTOR INTERRUPT.

**\$30. BARE      \$185. KIT**  
**\$220. ASSEMBLED AND TESTED**

DEALER INQUIRIES INVITED      UNIVERSITY DISCOUNTS AVAILABLE

**WMC inc.**™ WAMECO INC.  
3107 LANEVIEW DRIVE SAN JOSE CA. 95132

## 2708/2716 EPROM MEMORY BOARD

- \* S-100 BUS
- \* 1-32 KBYTES USING EITHER 2708 OR 2716 EPROMS
- \* HIGH/LOW LIMIT ADDRESS RANGE SELECTION
- \* MEMORY BANK SELECT OPTION
- \* SOL™ COMPATIBLE MEMORY DISABLE
- \* SELECTABLE WAIT STATES
- \* FULLY BUFFERED INPUTS AND OUTPUTS
- \* DOUBLE SOLDER MASK
- \* SILK SCREENED PARTS LAYOUT
- \* COMPLETE DOCUMENTATION

**\$30. BARE**

**\$100. KIT (LESS EPROMS)**

**TESTED AND ASSEMBLED \$130.  
(LESS EPROMS)**

DEALER INQUIRIES INVITED      UNIVERSITY DISCOUNTS AVAILABLE

**WMC inc.**™ WAMECO INC. 3107 LANEVIEW DRIVE SAN JOSE CA 95132

# ITHACA AUDIO

## THE OEM MARKETPLACE

### Ithaca Audio Boards

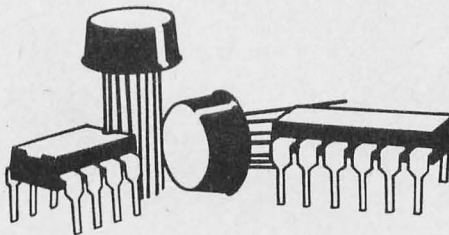
Are fully S-100 compatible, featuring gold edge connectors and plated-through holes. All boards (except the Protoboard) have fully buffered data and address lines, DIP switch addressing, solder mask and parts legend.

**Z-80 CPU Board** Most powerful 8 bit central processor available. Featuring power-on-jump, provision for on-board 2708. Accepts most 8080 software. **\$35.00**

**8K Static RAM Board** High speed static memory at the lowest cost per bit. Includes memory protect/unprotect and selectable wait states. **\$25.00**

**2708/2716 EPROM Board** Indispensable for storing dedicated programs and often used software. Accepts up to 16K of 2708's or 32K of 2716's. **\$25.00**

**Protoboard** Universal wire-wrap board for developing custom circuitry. Accepts any size DIP socket. **\$25.00**



### RAM!

**32K for \$319.00**

Ithaca Audio is now stocking the Mostek 4115 for S.D.'s Expandoram. Buy their basic kit, 24K of add-on RAM from us and SAVE.

S.D. SALES Expandoram Kit w. 8K	\$151.00
Ithaca Audio 24 4115's @ \$7.00 ea.	168.00
TOTAL	\$319.00
S.D. SALES Expandoram Kit w. 32K	\$475.00
YOU SAVE	\$156.00

### Quality Components

ZILOG Z-80	\$19.00
ZILOG Z-80A	23.00
Intel 2708	11.00
FAIRCHILD 2102 LHPC	1.60
FAIRCHILD 2102 LIPC	1.35

**IMSAI 8080 Kit with 22 Slot M.B.**

**\$560.00**

plus \$10.00 shipping.

### HOW TO ORDER

Send check or money order, include \$2.00 shipping per order. N.Y.S. Residents include tax.


For technical assistance call or write to:

## ITHACA AUDIO


P.O. Box 91  
Ithaca, New York 14850  
Phone: 607/273-3271

# What's New?

## New EROM Erasing Lamps




Two new EROM erasing ultraviolet lamps have been introduced by Spectronics Corp, 956 Brush Hollow Rd, Westbury NY 11590. The Spectro-line PE-14 is a small ultraviolet lamp designed especially for the small systems users and personal computer enthusiasts. The PE-14T is the same as the PE-14, but has a 60 minute timer for automatic shut off. Both lamps will erase up to six programmable read only memory chips at one time in 14 minutes. Both UV erasing lamps feature a high intensity,



shortwave UV tube, a specular reflector, and a V shaped holding tray that maintains up to six chips at a constant exposure distance. The high intensity tube is fully protected within the anodized aluminum housing, and a safety interlock prevents the unit from operating when the tray is not fully inserted. The conductive foam pad holds the chip in place during exposure and prevents electrostatic build up, while protecting the chip from possible static charge. ■

Circle 650 on inquiry card.


## Attention Paper Tape Tearers



This advanced splicer punch gauge for all 8, 7-6, and 5 channel perforated tapes is being marketed by Telex Marketing Company, 6464 Sunset Blvd, Los Angeles CA 90028. The Telex Splicer/Puncher is said to make perfect splices and to repair tears up to 8 inches long. Utilizing a precision scissors type cutting shear, it works with all paper and Mylar tapes. Also featured are a data patch storage compartment, precision code hole punch, precision tape gauge, hold down arms, precision registration pins, and a punch position guide. For \$169.50 Telex is offering a starter kit which includes the Splicer/Puncher and 300 data patches. ■

Circle 652 on inquiry card.


## All Circuit Evaluators



These new Powerace all circuit evaluators have been introduced by A P Products Inc, POB 110, 72 Corwin Dr, Painesville OH 44077. The Powerace line includes three power breadboards, Models 101, 102 and 103. All three models offer 256-5 tie point terminals and 16-25 tie point buses, fused power supply and ground plane. All models feature Super-Strip SS-2s and will accept all DIP sizes plus TO-5s and discretes with leads to .032 inch diameter. Prices are \$84.95 for the 101, \$114.95 for the 102, and \$124.95 for the 103. For further information about the different models, contact the company. ■

Circle 653 on inquiry card.


## TR 1983 Bus Oriented UART Replacement for 8251 UART



The TR 1983 bus oriented universal asynchronous receiver transmitter (or UART) that is fully compatible with the asynchronous capabilities of the 8251 UART is now available from Western Digital Corp, 3128 Red Hill Av, POB 2180, Newport Beach CA 92663. It has a 28 pin package pinout that allows direct replacement of the 8251. The TR 1983 features full or half duplex operation, and is powered by a single +5 V supply. For further information, write to the company. ■

Circle 654 on inquiry card.


## CSC Proto-Clip Integrated Circuit Test Clips Used to Protect MOS Devices from Static



The CSC Proto-Clip integrated circuit test clips clip gently onto DIP integrated circuit packages and bring their pin connections to the top end of the clip. Cabled versions of this tool include a connecting cable preattached to the top or business end of the integrated circuit test clip. By attaching all leads at the far end of the cable to a good working ground, each integrated circuit pin is effectively shorted to ground and the problem of static discharge during handling is eliminated. The clips are available in 14 pin, 16 pin, 24 pin and 40 pin configurations; 18, 24 and 36 inch cables are available in each clip size. Prices for each clip and cable assembly range from \$7.75 to \$21.75 (unit quantities). For further information contact Continental Specialties Corp, 70 Fulton Ter, New Haven CT 06509. ■

Circle 651 on inquiry card.

## Pocket-Size Solderless Breadboards



The Continental Specialties Corp carries a line of Experimenter socket solderless breadboards. The smallest of these is 3.6 inches by 2.1 inches by .3 inches, about the size of an audio cassette. No soldering, drilling or tooling is required. Parts simply plug right into the breadboard and interconnections are accomplished by pushing short lengths of hookup wire into adjacent holes. Prices range from \$4 to \$10.95. Contact Continental Specialties Corp, 70 Fulton Ter, New Haven CT 06509. ■

Circle 655 on inquiry card.



# California Digital

Post Office Box 3097 B • Torrance, California 90503

## Hazeltine 1400


cost effective  
**CRT TERMINAL**

**\$659** plus shipping



The Hazeltine 1400 Video Display Terminal is designed to optimize interactive real-time operations. The interface is capable of either local or remote connection through an EIA RS232-C interface at baud rates that are switch selectable up to 9600 baud.

- All 128 ASCII Codes
- 64 Displayable Characters
- 24 Lines; 12 inch Screen
- 80 Characters per Line
- Self Diagnostic Test



Quantity pricing upon request.

## S-100 Mother Board

**Quiet Buss**

**\$2995**

18 slot  
1MSAI



## HEXADECIMAL KEYBOARD

Maxi-Switch hexadecimal keyboards are designed for microcomputer systems that require 4-bit output in standard hex code.

Each assembly consists of 16 hermetically sealed reed switches and TTL "one shot" debounce circuitry.

Reliable low friction acetal resin plungers are credited for the smooth operation and long life of this premium keyboard.

Requires single +5 volt supply.

**\$34.95**



## TELETYPE MODEL 43

New from Teletype, the Model 43 is capable of printing 132 ASCII characters per line. Send and receive data at 10 or 30 char. per second. Keyboard generates all 128 ASCII code combinations. RS-232 interface, same as the popular Model 33. Data sheet sent upon request. Manufacturer suggested price \$137.00.

**IMMEDIATE DELIVERY \$1219**

TTL model with NOVATION brand Acoustic Modem. \$1419



## NEW ASCII KEYBOARD

MAXI-SWITCH Fully Assembled **\$64.97**

Definitely the best small system keyboard that we have seen. Maxi-Switch has incorporated all the important keyboard features at a reasonable price. Full 128 ASCII functions, "N" key rollover, automatic repeats, user designated special function keys, escape, control & lots of others. Data sheet upon request.




## CONNECTORS

your choice  
DB25P male plug & hood  
or  
DB25S female

**\$395**

Qty. fe. male h.d.  
10 3.45 2.45 1.15  
25 3.15 2.25 1.05  
100 2.85 1.90 .95  
500 2.25 1.60 .85  
1K 1.97 1.37 .73




## Edge Connectors

**GOLD 100 PIN IMAI/ALTAIR**

Imtai solder .125 x .250 **\$4.95 3/\$11.95**  
Imtai w/w .125 centers **\$4.95 3/\$13.00**  
Altair solder/tail .140 row **\$5.95 3/\$15.00**

**SPECIALS**

22/44 Kim eyellet.156" **\$1.95 3/\$5.00**  
25/50 solder tab .156" **\$1.09 3/\$2.00**  
36/72 wide post w/w.156 **\$1.95 3/\$5.00**



## UNIVAC KEYBOARD

The famous Sperry Univac 1103 Hollerith keyboard assembly is now available from California Industrial for only \$24.88

The ideal computer input device for accountants and mathematicians. The numeric keys are placed on the lower three rows to resemble a ten key adding machine. This format allows one handed numeric data entry.

Original cost was \$285. Used but guaranteed in excellent condition. Complete with documentation.

**\$24.88**



## FROM ATARI COLOR TELEVISION R.F. MODULATOR

The Atari R.F. Modulator allows computer data to be displayed directly upon your existing television system. This unit converts the signal from the Apple II and other video sources into television frequencies. Operates from single 5 volt supply. Complete with metal case, mating R.F. connector and 15 feet of coax cable. Schematics and instructions included.

**\$1395**



## SPECIAL APPLE II 16K MEMORY

COLOR • GRAPHICS • SOUND

**\$1024**

Mfg. Sug. Retail... **\$1195**



## Scotch BRAND

**DISKETTES**

8inch Soft (IBM)  
8inch 32 sector  
Mini Soft sec.  
Mini 10 sector  
Mini 16 sector

**\$498** 10 for \$45.



## Certified Digital CASSETTES

Won't drop a BIT!

**\$550**

CALIFORNIA INDUSTRIAL is an Authorized Dealer of Scotch Brand Data Products



## JOYSTICK \$4.50

450ns **2708**

**\$9.95**

3 for \$1000

**8K UV Erasable MEMORY**

This joystick feature four 100K potentiometers, that vary resistance proportional to the angle of the stick. Perfect for television games, quad stereo and radio controlled aircraft.



## Potter & Brumfield REED RELAY

5 volt coil, pulls 3.5v.

**\$1.19** ea.

10 100 1K  
SPST .97 .79 .65



## S-100 PROTOTYPE BOARD

GPIO-Maximum design versatility along with standard address decoding and buffering for S100 systems. Room for 32 uncommitted 16 pin IC's, 5 bus buffer & decoding chips, 7 DIP address select switch, a 5 volt regulator and more. WWID-Wire wrap breadboard, similar to the GPIO0. Allows wire wrap of all sizes of sockets in any combination. An extra regulator position for multiple voltage applications.

**\$1998**



## 21L02

LOW POWER 450 NS

**\$1.19**

Lowest Price Anywhere

Our low power static RAMs are factory prime. Purchased on contract directly from one of California's leading semiconductor manufacturers. Access time guaranteed faster than 450ns. Minimum purchase 32 pieces. Sorry, credit cards cannot be accepted on 21L02's.



## MEMORY

7496	.79	4033	1.99
7497	3.99	4035	1.69
74100	1.19	4040	1.99
74107	.39	4041	1.49
74109	.49	4042	1.49
74110	1.79	4043	1.49
74116	1.99	4044	1.49
74120	1.79	4046	2.49
74121	.39	4047	2.49
74122	.39	4049	.79
74125	.69	4050	.79
74126	.59	4051	1.99
74132	.99		
74136	.89		
74141	.99		
74145	.99		
74147	2.49		
74148	1.89		
74150	1.19		
74151	.89		
74152	.89		
74154	.99		
74155	.99		
74156	1.29		
74157	.99		
74159	2.99		
74160	.99		
74161	.99		

**SPECIAL SPECIAL SPECIAL**

Only 10,000 Available

**NE555A**

Leads fan out to fit Mini-DIP socket.

**3 for \$98**

25 for \$7.00 = 100 \$19.50



## Digital Cassette Drive

COMPUTER CONTROLLED

**\$7950**

This precision I/O assembly features remote software controlled search capabilities. Two independent capstan drive motors allow the computer to control direction and speed of the transport.

The assembly consists of a Raymond cassette transport, chassis, motherboard and three edge cards: read/write, capstan drive & control card.

Current replacement value at over \$700.00. Schematics and complete documentation included. USED, but in excellent condition.



## Thumbwheel switch

Ten position

BCD **\$1.39** ea.

10 50  
\$1.19 .89

**CAPACITORS**

**ELECTROLYTICS**

ea.	10	50
80,000/10v.	3.95	3.49
4500/50v.	5.19	1.35
1000/15v	5.55	4.9

axial



## MINIATURE SWITCHES


your choice

10 50 100 1K

**\$98** \$88 .81 .73 .66

SPDT Miniature Toggles

7101 C&K ON-NONE-ON  
7107 JBT ON-OFF(mnt.ON)  
7108 CK ON-(moment.ON)  
Rotary JBT DPDT  
Rotary 3P-4-Pos.  
Rotary 3P-6-Pos.  
PushB (N.O.) \$39.ea./4.51



## California Digital Inc. NAME CHANGE

Since the inception of our organization in 1965, we have strived to offer our customers the highest quality electronic and industrial products at competitively low prices. In the past several years our focus has narrowed to primarily computer and digital related products. Appropriately the name CALIFORNIA DIGITAL evolved.

All of us at California Digital want you to take this opportunity to thank you for your continued patronage.

**SPECIAL**

GENERAL INSTRUMENT ASCII Keyboard Encoder  
AY 5-3600 Prime but house marked only \$4.95

**\$4.98**



## 50 Conductor \$69 Ft. RIBBON WIRE TWISTED PAIR


**Transistors**

ea.	10	50	100
2N2222A	.20	.18	.16
2N3055	.69	.65	.59
MJ3055	.79	.75	.69
2N3772	1.59	1.49	1.39
2N3904	.15	.11	.09
2N3906	.15	.11	.09

**Diodes**

ea.	10	25	100
1N4002 100v.	.08	.08	.05
1N4005 600v.	.10	.08	.07
1N4148 signal	.07	.05	.04

Jumbo red LED's **\$15.13 10.09**



## Power Adapter

6vdc, 140mA	\$1.39
7vdc, 1.4 A.	5.50
9vdc, 15mA	1.19
10VAc, 300mA	1.95

**RELAYS**

SPDT MINIATURE

ea.	10	25	100
	\$1.19	ea.	\$1.15 104.89

Coil 12 Volt dc.  
7 Amp Contacts  
P.C. Board Mount

**9 foot 5-WAY BINDING POSTS**

3 for \$119

20	100
\$35	.29

Heavy duty grounded power cord and mating chassis connectors.

**PANASONIC \$98**

**Nicad "AA" 450mA.**



## DIP Switch

10 25 100 1k

**\$1.49** \$1.29 1.15 .97 .85

specify for Pops.

**DISCOUNT Wire Wrap Center**

**IC SOCKETS**

pin	ea.	25	50	ea.	25	50
8				17	16	15
14	37	36	35	18	17	16
16	38	37	36	19	18	17
24	99	93	85	36	35	34
40	169	155	139	63	60	58

50ft. **\$98**

**KYNAR WIRE WRAP**

500	1,000	11,000
\$9.	\$15.	\$105.

**\$2995 BW 630**

OK HOBBY WRAP-30 wire wrap & strip tool **\$545**




(213) 679-9001

All merchandise sold by California Industrial is premium grade. Orders are shipped the same day received. PLEASE INCLUDE \$1.00 SHIPPING ON ORDERS UNDER \$15.00 California residents add 6% sales tax + Money back guarantee. Sorry, no COD's + Foreign orders add 10% Credit cards accepted, \$20 minimum



### Use This for a Compact Extension Terminal




The Transactor III data terminal utilizes a microprocessor in its design. Features available include synchronous or asynchronous communications line support for both dedicated or polled

multidrop environments. The terminal includes a single line 32 character gas discharge display and a 53 key Teletype style keyboard. It can be directly attached to any computer with an RS-232 or 20 mA current loop interface or can be attached to a communications line through a modem. Switches allow the user to select the operating mode including: 110 to 9600 bps transmission speeds, full or half duplex, even, odd or no parity, and the station address. The unit supports ASCII coded data with EBCDIC coded data available as an option. Other options include an expanded 256 byte data buffer and an addressable RS-232 port. The terminal can be provided with any line protocol for direct replacement of IBM 2260, 3275 or other types of terminals. Price is \$995 from Computerwise Inc, 4006 E 137th Ter, Grandview MO 64030. ■

Circle 571 on inquiry card.


### High Resolution Graphics




Although this Vector high resolution graphics board has been designed to operate with all Vector Graphic computers with 8 K bytes of static program-mable memory, the manufacturer says it is fully compatible with any S-100 bus computer. The board is designed to operate in one of two modes: digital output or 16 level gray scale. It requires +8 VDC and a minimum of 8 K program-mable memory and will produce digital graphic displays of 256 pixels horizontal by 240 pixels vertical in the digital mode or gray scale pictures 128 pixels horizontal by 120 pixels vertical. The video output conforms to RS-170 and will interface to standard raster scan monitors. The board is priced at \$235 fully assembled and tested, \$195 as a kit, and 8 K bytes of memory must be available in the user's system for a screen buffer. From Vector Graphic Inc, 790 Hampshire Rd, Westlake Village, CA 91361. ■

Circle 573 on inquiry card.

### Intelligent Communication Interface from Apple



### Timing Control Unit Available for LSI-11/2



This dual size peripheral board, designated TCU-50D, provides calendar and real time functions for DEC's LSI-11 and LSI-11/2. The unit, equipped with rechargeable battery back up capability, will keep track of the correct date and time for up to three months after the computer's power is turned off. This feature also enables the user to keep track of system down time during power failures. The board will present the date (month and day) and the time (hours, minutes and seconds) when a read instruction is given by the user. The units are shipped working and preset to the correct date and local time at the customer's location. A simple routine can reset the date and time. The TCU-50D costs \$295 and is available from Digital Pathways Inc, 4151 Middlefield Rd, Palo Alto CA 94306. ■

Circle 572 on inquiry card.

Low cost telephone communication for the deaf; inexpensive high speed message transfer; computers challenging each other at chess; remote system failure diagnosis; access to data banks and program libraries by phone. . . are only a few of the applications made possible by the newly announced intelligent communications interface from Apple Computer Inc, 10260 Bandlely Dr, Cupertino CA 95014.

The new card, Model A2B0003X, can be connected to any device which will accept the industry standard RS-232C serial interface, including the 103 A type modems manufactured by various companies. It operates at 110 or 330 bits per second. The price of the card is \$180. It is supplied complete, with operating system built in, with cable and operation manual. ■

Circle 574 on inquiry card.



New!


# 16K E-PROM CARD

IMAGINE HAVING 16K OF SOFTWARE ON LINE AT ALL TIME!

## KIT FEATURES:

1. Double sided PC board with solder mask and silk screen and gold plated contact fingers.
  2. Selectable wait states.
  3. All address lines & data lines buffered!
  4. All sockets included.
  5. On card regulators.
- KIT INCLUDES ALL PARTS AND SOCKETS** (except 2708's). Add \$25. for assembled and tested.

S-100 (Imsai/Altair) Buss Compatible!



PRICE CUT!

## \$57.50 kit

SPECIAL OFFER:

WAS \$69.95

Our 2708's (450NS) are \$12.95 when purchased with above kit.

Fully Static!

## 8K LOW POWER RAM KIT-\$149.00


S-100 (Imsai/Altair) Buss Compatible!

2 KITS FOR \$279

## KIT FEATURES:

1. Doubled sided PC Board with solder mask and silk screen layout. Gold plated contact fingers.
2. All sockets included.
3. Fully buffered on all address and data lines.
4. Phantom is jumper selectable to pin 67.
5. FOUR 7805 regulators are provided on card.

ADD \$20 FOR 250NS



USES 21L02 RAM'S!

Fully Assembled & Burned In \$179.00

Blank PC Board w/ Documentation \$29.95

Low Profile Socket Set . . . . \$13.50  
Support IC's (TTL & Regulators) \$9.75

Bypass CAP's (Disc & Tantalums) \$4.50

MOTOROLA QUAD OP - AMP MC 3401. PIN FOR PIN SUB. FOR POPULAR LM 3900.

3 FOR \$1

ALARM CLOCK CHIP N.S. MM5375AA. Six Digits. With full Data. New!

\$1.95 each

FULL WAVE BRIDGE 4 AMP. 200 PIV. 69¢ 10 FOR \$5.75

NOT ASSOCIATED WITH DIGITAL RESEARCH OF CALIFORNIA, THE SUPPLIERS OF CPM SOFTWARE.

MOTOROLA 7805R VOLTAGE REGULATOR Same as standard 7805 except 750 MA output. TO-220. 5VDC output. 44c each or 10 for \$3.95

450 NS! 2708 EPROMS Now full speed! Prime new units from a major U.S. Mfg. 450 N.S. Access time. 1K x 8. Equiv. to 4-1702 A's in one package.

\$15.75 ea.

4 FOR \$50<sup>00</sup>

## INTEL 2102 RAM SALE! BRAND NEW 2102A-4. FACTORY PRIME! WE MADE ANOTHER SUPER SURPLUS BUY!

PERFECT FOR USE WITH OUR BLANK 8K PC BOARD SHOWN ABOVE.

THESE PARTS HAVE BEEN SCREENED TO MEET THE LOW POWER SPEC. AND ARE GUARANTEED BY US TO BE 40 MA. MAXIMUM ICC. (28 MA. TYPICAL)

LOW POWER

450 N.S.

8 FOR \$7<sup>95</sup>  
32 FOR \$28

"A" VERSION FOR BATTERY BACKUP!

4K STATIC RAM'S 2114. The new industry standard. Arranged as 1K x4. Equivalent to 4-21 L02's in 1 package! 18 pin DIP. 2 chips give 1Kx8. 2/\$24. 8/\$85.

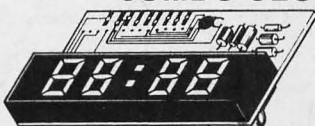
OPCOA LED READOUT SLA-1. Common Anode. .33 inch character size. The original high efficiency LED display. 75c ea.

4 FOR \$2.50

## Z-80 PROGRAMMING MANUAL

By Mostek, The major Z-80 second source. The most detailed explanation ever on the working of the Z-80 CPU CHIPS. At least one full page on each of the 158 Z-80 instructions. A MUST reference manual for any user of the Z-80. 300 pages. Just off the press. \$12.95

## NATIONAL SEMICONDUCTOR JUMBO CLOCK MODULE



ASSEMBLED! NOT A KIT!

ZULU VERSION! We have a limited number of the 24 HR Real time version of this module in stock. #MA1008D - \$9.95

PERFECT FOR USE WITH A TIMEBASE.

\$6<sup>95</sup>

2 FOR \$13 (AC XFMR \$1.95)

COMPARE AT UP TO TWICE OUR PRICE!

MANUFACTURER'S CLOSEOUT!

MA1008A BRAND NEW!

- FEATURES:
- FOUR JUMBO 1/2 INCH LED DISPLAYS
  - 12 HR REAL TIME FORMAT
  - 24 HR ALARM SIGNAL OUTPUT
  - 50 OR 60 Hz OPERATION
  - LED BRIGHTNESS CONTROL
  - POWER FAILURE INDICATOR
  - SLEEP & SNOOZE TIMERS
  - DIRECT LED DRIVE (LOW RFI)
  - COMES WITH FULL DATA

SALE! 1N4148 DIODES. SILICON. Same as 1N914. New, factory prime, Full Leads. 100 FOR \$2 1000 FOR \$17.50

New! REAL TIME Computer Clock Chip N.S. MM5313. Features BOTH 7 segment and BCD outputs. 28 Pin DIP. \$4.95 with Data



## MICRO-MINI TOGGLE SWITCH

99¢ EACH

SPDT. By RAYTHEON. MADE IN USA! WITH HDWR.

6 FOR \$5

## Digital Research Corporation

(OF TEXAS) P. O. BOX 401247 • GARLAND, TEXAS 75040 • (214) 271-2461

TERMS: Add 30¢ postage, we pay balance. Orders under \$15 add 75¢ handling. No C.O.D. We accept Visa, MasterCard, and American Express cards. Tex. Res. add 5% Tax. Foreign orders (except Canada) add 20% P & H. 90 Day Money Back Guarantee on all items.

# ★ YOUR BEST BUY IN WIRE WRAP SUPPLIES ★

## PRECUT WIRE

WHY BUY WIRE ON ROLLS?

PRECUT & STRIPPED WIRE IS:

- **Fast** - No more cutting & stripping by hand
- **Reliable** - Good, clean, uniform strip
- **Economical** - Cheaper than using bulk wire

Precut Wire	Bulk Wire
100 pcs of 3" at \$ 82 - 3 1/2¢/ft.	50 ft. roll at \$1.99 - 4¢/ft.
100 pcs of 6" at 1.06 - 2¢/ft.	100 ft. roll at 2.95 - 3¢/ft.
Wire Kit 1 at \$6.95 - 2 1/3¢/ft.	

# 30 Kynar stripped 1" on each end. Lengths are overall. Colors: Red, Blue, Green, Yellow, Black, Orange, White. Wire packaged in plastic bags. Add 25¢/length for tubes.

	100	500	1000	5000
2 1/2 in	78	2.40	4.30/K	3.89/K
3 in	82	2.60	4.71/K	4.22/K
3 1/2 in	86	2.80	5.12/K	4.55/K
4 in	90	3.00	5.52/K	4.88/K
4 1/2 in	94	3.21	5.93/K	5.21/K
5 in	98	3.42	6.34/K	5.52/K
5 1/2 in	102	3.65	6.75/K	5.86/K
6 in	106	3.85	7.16/K	6.19/K
6 1/2 in	115	4.05	7.57/K	6.52/K
7 in	120	4.25	7.98/K	6.85/K
7 1/2 in	125	4.45	8.39/K	7.18/K
8 in	129	4.65	8.80/K	7.53/K
8 1/2 in	132	4.85	9.21/K	7.84/K
9 in	136	5.05	9.62/K	8.17/K
9 1/2 in	140	5.25	10.03/K	8.50/K
10 in	145	5.51	10.44/K	8.83/K
Addl. inches	10	41	82/K	66/K

## WIRE KITS

≅1 \$6.95      ≅2 \$19.95

250	3"	100	4 1/2"	250	2 1/2"	250	4 1/2"	250	6"
250	3 1/2"	100	5"	500	3"	250	5"	100	6 1/2"
100	4"	100	6"	500	3 1/2"	100	5 1/2"	100	7"
				500	4"	1 250 ft. Roll Bulk			

Choose One Color or Assortment

## SOLDERLESS BREADBOARDS SK 10 \$16.50

2.2" x 6.5"

**INCLUDING:**  
Over 100 pieces of precut wire in assorted lengths — free!  
Choose 1 color: Red, Black, Blue, Yellow, Green, White, Orange Or Assortment.



## INTERCONNECT CABLES

Ribbon cable connectors for connecting boards to front panels, or board to board

	SINGLE ENDED			DOUBLE ENDED		
	14 pin	16 pin	24 pin	14 pin	16 pin	24 pin
6"	1.24	1.34	2.05	2.24	2.45	3.37
12"	1.33	1.44	2.24	2.33	2.55	3.92
24"	1.52	1.65	2.63	2.52	2.76	4.31
48"	1.91	2.06	3.40	2.91	3.17	5.08

## WIRE WRAP TOOLS

**\$34.95**  
With Free Wire Kit 1 (\$6.95 Value)

- HOBBY WRAP Model BW 630
- Batteries & Charger \$11.00
- WSU 30 Hand Wrap-Unwrap Strip Tool 6.25
- WSU 30M, for Modified Wrap 7.25
- BT 30 Extra Bit 2.95



## WIRE WRAP SOCKETS

	1-9	10-24	25-99	100-249	250-999	1K-5K
8 pin	.35	.33	.31	.29	.25	.23
14 pin	.35	.33	.31	.29	.28	.27
16 pin	.37	.35	.33	.31	.30	.29
18 pin	.60	.55	.45	.43	.40	.37
20 pin	.84	.78	.71	.63	.59	.54
22 pin	.90	.85	.82	.78	.70	.60
24 pin	.91	.84	.78	.68	.64	.59
25 pin strip	1.25	1.05	.95	.80	.70	.65
28 pin	.95	.89	.84	.80	.76	.74
40 pin	1.50	1.40	1.30	1.20	1.05	.90

Gold 3-Level Closed Entry Design.

\*End & Side Stackable.

All prices include Gold.

2 Level Sockets Also Available.

## EDGE CARD CONNECTOR

SALE!

44 Pin	Solder Tail	\$1.75	\$15/10
100 Pin	Solder Tail	3.50	\$30/10
100 Pin	Wire Wrap	3.50	\$30/10

All connectors include Gold.

# PAGE DIGITAL ELECTRONICS

Ordering Information:

- Orders under \$25 and COD's, add \$2
- All others, shipped Ppd in U.S. via UPS
- For Blue Label (Air) or 1st Class, add \$1
- We accept Visa & Mastercard
- Most orders shipped same day

135 E. Chestnut Street 5  
Monrovia, California 91016  
Phone (213) 357-5005

Dealer Inquiries Invited

P.O. Box 4430X Santa Clara, CA 95054

For will call only: (408) 988-1640

2322 Walsh Ave.



Same day shipment. First line parts only. Factory tested. Guaranteed money back. Quality IC's and other components at factory prices.

## INTEGRATED CIRCUITS

### MICROPROCESSOR

6800	15.50
8080A with data	8.95
Z80	18.95
8212	2.90
8214	8.00
8216	2.90
8224	2.90
8228	5.35
8251	9.25
8253	10.00
8255	9.25
CDP1802CD	19.95
CDP1802D	25.00
CDP1861	12.95
6820	9.95
6850	12.95
6802	18.50
PROM	
1702A	3.95
N82523	2.95
N825123	3.50
N825126	3.75
N825129	3.75
N825131	3.75
N825135	8.75
N825137	8.75
2708	12.50
DM8577	2.90
8223	2.90
2716TI	22.50

### IC SOCKETS

Solder Tin	Low Profile	PIN 1 UP	PIN 1 UP
8	15	24	35
14	18	28	42
16	20	36	58
18	27	40	61
22	30		
3 level wire wrap gold.			
14 pin 25	16 pin	27	
2 level 14 pin ww	20		

### CONNECTORS

44 pin edge	2.00
100 pin edge	4.50
100 pin edge WW 5.25	9368

### MOS MEMORY RAM

2101-1	3.95
2102-1	1.28
2102AL-4	1.60
21F02	1.85
2104A-4	4.95
2107B	4.95
2111-1	4.95
2112-2	3.95
2114	8.50
4116	24.95
2513B	6.30
21L02-1	1.49
MMS262	4.00
MMS260	3.00

### CRYSTALS

1 MHz	4.50	2.0100 MHz	1.95
2 MHz	4.50	2.097152 MHz	4.50
4 MHz	4.25	2.4576 MHz	4.50
5 MHz	4.25	3.2768 MHz	4.50
10 MHz	4.25	5.0688 MHz	4.50
18 MHz	3.90	5.185 MHz	4.50
20 MHz	3.90	5.7143 MHz	4.50
32 MHz	3.90	6.5536 MHz	4.50
32768 Hz	4.00	14.31818 MHz	4.25
1.8432 MHz	4.50	18.432 MHz	4.50
3.5795 MHz	1.20	22.1184 MHz	4.50

### 30 MHz Frequency Counter Kit \$47.75

Prescaler Kit to 350 MHz \$19.95

### COMPUTER BOARD KITS

8K RAM Board Kit	\$134.95
4K EPROM Kit	114.95
I/O Board Kit	44.50
Extender Board w/connector	12.50
Video Interface board kit	125.00
16K EPROM board kit w/ PROMS	74.50
16K Static RAM board kit	395.00
North Star Floppy Disk Kit	\$665.00
Additional Drive Kit	415.00
Paratronics 100A Logic Analyzer Kit	\$199.00
Model 10 Trigger Expander Kit	\$229.00
Model 150 Bus Grabber Kit	\$369.00

### INTERFACE

8725	3.20
8726	1.69
8728	2.75
8797	1.69
8798	1.69
8095	.65
8096	.65
8097	.65
8098	.65

### ASCI KEYBOARDS

53 key kit	\$55.00
56 key kit	\$62.00
Enclosure	\$14.95

## New Cosmac Super "ELF"

RCA CMOS expandable to 64K microcomputer w/HEX keypad input and video output for graphics. Just turn on and start loading your program using the resident monitor on ROM. Pushbutton selection of all four CPU modes. LED indicators of current CPU mode and four CPU states. Single step op. for program debug. Built in pwr. supply.

## 4K Elf Expansion Board Kit with Cassette I/F \$79.95

Available on board options: 1K super ROM monitor \$19.95. Parallel I/O port \$7.95. RS232 I/F \$3.50. TTY 20 ma I/F \$1.95. S-100 Memory I/F \$4.50. Need 4K Expansion Board Kit for all above options. Power Supply Kit ±5 +12V 5 amp \$24.95.

## Tiny Basic for ANY 1802 System

Cassette \$10.00 Super Elf owners take 30% off.  
on ROM Monitor \$38.00

Object code listing or paper tape with manual \$5.50

256 Bytes of RAM, audio amp. & spkr. Detailed assy. man. w/PC board & all parts fully socketed. Comp. Kit \$106.95. High address display option 8.95; Low address display option 9.95; Custom hardwood cab.; drilled front panel 19.75; Nicad Battery Backup Kit w/all parts 4.95; Fully wired & tested in cabinet without options 151.70; 1802 software club. 10-12 pg. monthly publication 12.00 per yr.

## Auto Clock Kit \$15.95

DC clock with 4-50" displays. Uses National MA-1012 module with alarm option. Includes light dimmer, crystal timebase PC boards. Fully regulated, comp. instructs. Add \$3.95 for beautiful dark gray case. Best value

## 60 Hz Crystal Time Base Kit

All parts and instructions \$4.40.

## '78 IC Update Master Manual

1978 IC Update Master Manual \$30.00 Complete IC data selector 2175 pg. Master reference guide. Over 42,000 cross references. Free update service through 1978. Domestic postage \$3.50. Foreign \$6.00.

## Video Modulator Kit \$8.95

Convert your TV set into a high quality monitor without affecting normal usage. Complete kit with full instructions.

## RCA CosmacVip Kit \$275.00

Video computer with games and graphics.

## Sinclair 3 1/2 Digit Multimeter \$59.95

Batt. oper. 1mV and .1NA resolution. Resistance to 20 meg. 1% accuracy. Small, portable, completely assembled. in case. 1 yr. guarantee.

## PROM Eraser

Ultraviolet, assembled \$49.95

TERMS: \$5.00 min. order U.S. Funds. Calif residents add 6% tax. BankAmericard and Master Charge accepted. Shipping charges will be added on charge cards. FREE: Send for your copy of our NEW 1978 QUEST CATALOG. Include 28¢ stamp.



SAVE

# COMPUTER INTERFACES & PERIPHERALS

SAVE

For free catalog including parts lists and schematics, send a self-addressed stamped envelope.

## APPLE II SERIAL I/O INTERFACE \*

Part no. 2


Baud rate is continuously adjustable from 0 to 30,000 • Plugs into any peripheral connector • Low current drain. RS-232 input and output • On board switch selectable 5 to 8 data bits, 1 or 2 stop bits, and parity or no parity either odd or even • Jumper selectable address • SOFTWARE • Input and Output routine from monitor or BASIC to teletype or other serial printer. • Program for using an Apple II for a video or an intelligent terminal. Also can output in correspondence code to interface with some electrics. Board only — \$15.00; with parts — \$42.00; assembled and tested — \$62.00.



## T.V. TYPEWRITER

Part no. 106


• Stand alone TVT • 32 char/line, 16 lines, modifications for 64 char/line included • Parallel ASCII (TTL) input • Video output • 1K on board memory • Output for computer controlled cursor • Auto scroll • Non-destructive cursor • Cursor inputs: up, down, left, right, home, EOL, EOS • Scroll up, down • Requires +5 volts at 1.5 amps, and -12 volts at 30 mA • All 7400, TTL chips • Char. gen. 2513 • Upper case only • Board only \$39.00; with parts \$145.00



## 8K STATIC RAM

Part no. 300

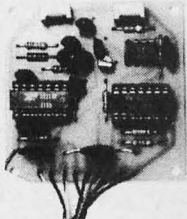
• 8K Altair bus memory • Uses 2102 Static memory chips • Memory protect • Gold contacts • Wait states • On board regulator • S-100 bus compatible • Vector input option • TRI state buffered • Board only \$22.50; with parts \$160.00




## MODEM \*

Part no. 109

• Type 103 • Full or half duplex • Works up to 300 baud • Originate or Answer • No coils, only low cost components • TTL input and output-serial • Connect 8 ohm speaker and crystal mic. directly to board • Uses XR FSK demodulator • Requires +5 volts • Board \$7.60; with parts \$27.50



## TIDMA \*



Part no. 112

• Tape Interface Direct Memory Access • Record and play programs without bootstrap loader (no prom) has FSK encoder/decoder for direct connections to low cost recorder at 1200 baud rate, and direct connections for inputs and outputs to a digital recorder at any baud rate. • S-100 bus compatible • Board only \$35.00; with parts \$110.00

## DC POWER SUPPLY \*

Part no. 6085

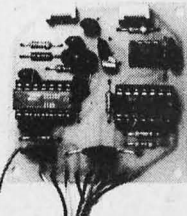
• Board supplies a regulated +5 volts at 3 amps., +12, -12, and -5 volts at 1 amp. • Power required is 8 volts AC at 3 amps., and 24 volts AC C.T. at 1.5 amps. • Board only \$12.50; with parts excluding transformers \$42.50



## TAPE INTERFACE \*

Part no. 111


• Play and record Kansas City Standard tapes • Converts a low cost tape recorder to a digital recorder • Works up to 1200 baud • Digital in and out are TTL-serial • Output of board connects to mic. in of recorder • Earphone of recorder connects to input on board • No coils • Requires +5 volts, low power drain • Board \$7.60; with parts \$27.50



## UART & BAUD RATE GENERATOR \*

Part no. 101


• Converts serial to parallel and parallel to serial • Low cost on board baud rate generator • Baud rates: 110, 150, 300, 600, 1200, and 2400 • Low power drain +5 volts and -12 volts required • TTL compatible • All characters contain a start bit, 5 to 8 data bits, 1 or 2 stop bits, and either odd or even parity. • All connections go to a 44 pin gold plated edge connector • Board only \$12.00; with parts \$35.00 with connector add \$3.00



## RS 232/TTY \*

Part no. 600

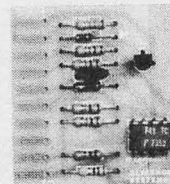
• Converts RS-232 to 20mA current loop, and 20mA current loop to RS-232 • Two separate circuits • Requires +12 and -12 volts • Board only \$4.50, with parts \$7.00



## RS 232/TTL \*

Part no. 232

• Converts TTL to RS-232, and converts RS-232 to TTL • Two separate circuits • Requires -12 and +12 volts • All connections go to a 10 pin gold plated edge connector • Board only \$4.50; with parts \$7.00 with connector add \$2.00



## ELECTRONIC SYSTEMS

Dept. B,

P.O. Box 21638, San Jose, CA. USA 95151

### To Order:

Mention part number and description. For parts kits add "A" to part number. In USA, shipping paid for orders accompanied by check, money order, or Master Charge, BankAmericard, or VISA number, expiration date and signature. Shipping charges added to C.O.D. orders. California residents add 6.5% for tax. Outside USA add 10% for air mail postage, no C.O.D.'s. Checks and money orders must be payable in US dollars. Parts kits include sockets for all ICs, components, and circuit board. Documentation is included with all products. All items are in stock, and will be shipped the day order is received via first class mail. Prices are in US dollars. No open accounts. To eliminate tariff in Canada boxes are marked "Computer Parts." Dealer inquiries invited. 24 Hour Order Line: (408) 226-4064



\* Circuits designed by John Bell

### Pocket-Sized Terminal



An alternative to the Teletype has been developed by Gleichmann & Co, Wormser Str 9, D 6710 Frankenthal


WEST GERMANY. The pocket-sized terminal has the same electrical interface but according to the company costs about one tenth as much as the conventional solution.

The size of a pocket calculator, the device has a built-in microprocessor, works fully electronically, and is noiseless. It has a keyboard for 64 alphanumeric characters, produces serial ASCII code and is compatible with any equipment that operates on a 20 mA current loop. It has a 9 digit display. The IO lines are galvanically separated by optoelectronic couplers. Transmission speed is 110 bps or, optionally, 300 bps. The device measures 3 by 6 by 1 inches (7.5 by 15.5 by 2.5 cm) and has a power consumption of 400 mA from the 5 V supply and 140 mA from the 12 V supply.

The US distributor is Sedillo Company Inc, 225 E Sunnyoaks Av, Campbell CA 95008. ■

Circle 633 on inquiry card.

### Micrographics Printer Combines Graphics and Alphanumerics



A MicroGraphics printer, the EX-820, which can mix high resolution graphics and full ASCII alphanumeric, is now available from Axiom, 5932 San Fernando Rd, Glendale CA 91202, at the single quantity price of \$795.


Under software control, users have flexibility in mixing alphanumeric ASCII fields and graphic fields on any line. The user can define the size of each graphic field and can choose from four preprogrammed horizontal dot resolutions up to 128 dots per inch. Once the fields have been defined, the EX-820 automatically formats graphic and alphanumeric printouts to user specifications. Vertical dot resolution is fixed at 65 dots per inch. There is also provision for automatic histogram generation.

Standard features include: RS-232C serial input as well as parallel ASCII; driven by an Intel 8048; 512 character multiline asynchronous input buffer, optionally expandable to 2 K byte characters; 96 character ASCII standard, optionally expandable to 256 characters with user programmable fonts; software selection of three character sizes to give 80, 40 or 20 column printing; software selection of reverse printing, where light characters are formed on a dark background; 2 K bytes of user programmable read only memory (low cost option) which converts the printer into an intelligent printer.

Dimensions are 11 by 4 1/4 by 12 inches (28 by 10.8 by 30.5 cm). It weighs 12 pounds (5.4 kg), including a 230 foot roll of paper. ■

Circle 634 on inquiry card.

### Interface for Teletype Model 40 Printer



The C/D-40 interface board allows the 300 line per minute Teletype Model 40 printer to connect to a host computer or terminal that offers a Centronics or Dataproducts interface. Complete hardware and software transparency is provided so that plug to plug compatibility exists without making system modifica-

tions. The C-40 allows for the replacement of any Centronics printer and the D-40 provides for Dataproducts replacement.


The board is self-contained and does not require external power when mounted within the printer cabinet, since power is derived from the printer. The board may also be mounted inside the host system. This allows for computer and printer separation, via two wire pairs, of up to 2000 feet.

Standard features include field selectable control character code conversion, parity selection, extended ASCII, and variable motor time out after last character received.

The C-40 is priced at \$795 and can be obtained from Innovative Electronic Systems Inc, 15200 NW 60 Av, Miami Lakes FL 33014. ■

Circle 635 on inquiry card.

### Plotter Controller



The Serial Language Independent Plotter Controller (SLIP) is installed between your terminal and a modem on a time shared network or between your terminal and a local computer. With the connection of an XY recorder to SLIP, you have plotting and graphics capability. Any teleprocessing site utilizing standard RS-232 serial communications can become a remote graphics facility.

SLIP contains a microprocessor to

provide internal vector and character generation features, allowing a maximum of plotting with a minimum of data exchange. SLIPS capabilities include the support of two way user and computer communications during a plot, and an off line mode which assists in plot layout and design. It also detects and indicates character format errors.

During plot generation SLIP intercepts the plot data from the computer and generates XY signals to the plotter. The X and Y outputs from SLIP are selectable over a wide range of voltages to accommodate input requirements of most XY recorders.

The price is \$1465 from Special Systems Inc, 8045 Newell St, Silver Spring MD 20910. ■

Circle 636 on inquiry card.

### Where Do New Product Items Come From?

*The information printed in the new products pages of BYTE is obtained from "new product" or "press release" copy sent by the promoters of new products. If in our judgment the neat new whiz-bang gizmo or save the world software package is of interest to the personal computing experimenters and homebrewers who read BYTE, we print the information in some form. We openly solicit such information from manufacturers and suppliers to this marketplace. The information is printed more or less as a first in first out queue, subject to occasional priority modifications.*



**NEW  
ANNOUNCING**

# The EW-2001 A "Smart" VIDEO BOARD KIT At A "Dumb" Price!

**A VIDEO BOARD + A MEMORY BOARD + AN I/O BOARD - ALL IN ONE!**

- STATE OF THE ART TECHNOLOGY USING DEDICATED MICROPROCESSOR I.C.
- NUMBER OF I.C.s REDUCED BY 50% FOR HIGHER RELIABILITY ■ MASTER PIECE OF ENGINEERING ■ FULLY SOFTWARE CONTROLLED

**\$199.95**

Priced at ONLY Basic Software Included

**SPECIAL FEATURES:**

- S-100 bus compatible
- Parallel keyboard port
- On board 4K screen memory (optional)\* relocatable to main computer memory
- Text editing capabilities (software optional)
- Scrolling: up and down through video memory
- Blinking characters
- Reversed video
- Provision for on board ROM
- CRT and video controls fully programmable (European TV)

- Programmable no. of scan lines
  - Underline blinking cursor
  - Cursor controls: up, down, left, right, home, carriage return
  - Composite video
- \*Min. 2K required for operation of this board.

**DISPLAY FEATURES:**

- 128 displayable ASCII characters (upper and lower case alphanumeric, controls)
- 64 or 32 characters per line (jumper selectable)
- 32 or 16 lines (jumper selectable)
- Screen capacity 2048 or 512
- Character generation: 7 x 11 dot matrix

**OPTIONS:**

- Sockets . . . . . \$10.00
- 2K Static Memory (with Sockets) . . . . . \$45.00
- 4K Static Memory (with Sockets) . . . . . \$90.00
- Complete unit, assembled and tested with 4K Memory . . . . . \$335.00
- Basic software on ROM . . . \$20.00
- Text editor on ROM . . . . \$75.00

**DEALER  
INQUIRIES WELCOMED**

8080 SUPPORT		<b>8080 A</b> CPU \$7.75  <b>RAM-2114</b> 1Kx4 450ns \$8.00
8212 . . . . .	\$3.00	
8214 . . . . .	7.95	
8216 . . . . .	3.50	
8228 . . . . .	5.95	
8251 . . . . .	7.95	
8555 . . . . .	8.50	
1/4W RESISTOR 10 Ohm - 1.5m \$1.75/100 of one value		RIBBON CABLE 32 Conductor 26 AWG - \$.60/Foot
1 Pole 10 Pos. ROTARY SWITCH 3 for \$1.00	MINIATURE Slide Switch DPDT \$1.15; 10/\$1.00	<b>HEXADECIMAL LABEL KEYBOARD</b> - Matrix coded output - Interfaces with 74C922 for binary code - Zero bounce - Est. life: 100 million - Remove back to stick on
1 Pole 8 Pos. TO5 Miniature Rotary Switch 3 for \$1.00	Push Button Momentary Switch 3 for \$1.00	

## ASCII 3rd GENERATION \*ONLY KEYBOARD KIT \$68.00



- TTL Logic Circuits
  - Power: +5V 275mA
  - Upper and Lower Case
  - Full ASCII Set (Alpha Numeric, Symbols, Control)
  - 7 or 8 Bits Parallel Data
  - Optional Serial Output
  - Selectable Positive or Negative Strobe, and Strobe Pulse Width
  - 'N' Key Roll-Over
  - Fully Debounced
  - Carriage Return Key
  - Repeat Function Key
  - Shift Lock, 2 Shift Keys
  - 4 User Defineable Keys
  - P.C. Board Size: 17-3/16" x 5"
- OPTIONS:**
- Metal Enclosure Painted IBM Blue and White) \$25.00
  - 18 Pin Edge Con. \$2.00
  - I.C. Sockets \$4.00
  - Serial Output (Shift Register) \$2.00
  - Upper Case Lock Switch for Capital Letters and Numbers \$2.00
- KIT INCLUDES:** Keyboard, P.C. Board, all required components & assembly manual.
- NOTE:** If you have this 63 Key Teletype Keyboard you can buy the Kit without it for only \$44.95.

SHIPPING: Keyboard and Video Board: \$3.50; others: \$1.25  
California residents add 6% sales tax


**ELECTRONICS WAREHOUSE Inc.**

1603 AVIATION BLVD.  
REDONDO BEACH, CA. 90278  
TEL. (213) 376-8005



WRITE FOR FREE CATALOG  
Minimum Order: \$10

### Algorithmics PR-DW1 Precision Printer



The Algorithmics PR-DW1 Daisy Wheel Printer is a printer designed for use with microcomputer systems for high quality printing and plotting applications. This printer operates under control of an internal microprocessor and communicates with the host microprocessor over a high speed asynchronous parallel interface. It prints bidirectionally at rates of 45 characters per second. The carriage can be positioned left and right in increments as fine as 1/48 of an inch (0.53 mm). Hardware options include 55 characters per second version, metal print wheel, cam feed platen and forms tractor. The interface to the host computer consists of both hardware and software. The hardware component is a custom 50 conductor cable that terminates at the host machine in standard 25 pin connectors. The software consists of two applications packages. One package is for text printing and features bidirectional printing, automatic tabbing, and high speed travel over character spaces and blank lines. The second package is a graphics package that utilizes the 1/120 inch horizontal and 1/48 inch vertical precision print head positioning to achieve full graphics capabilities. Price is \$2678 from Algorithmics Inc, POB 56, Newton Upper Falls MA 02164. ■

Circle 656 on inquiry card.

## BECKIAN ENTERPRISES



All Prime Quality — New Parts Only  
Satisfaction Guaranteed

### EDGE CARD CONNECTORS: GOLD PLATED.

BODY: Non brittle, solvent resistant, high temp. G.E. Valox. The finest you can buy.  
CONTACTS: Bifurcated Phos./Bronze; Gold/Nickel.

### ALTAIR S-100: Cont./Ctrs. .125" Row Spacing, .140"

50/100 Dip Sold.	\$3.95 ea.	5 pcs.	\$3.75 ea.
50/100 Solder Eye.	6.95 ea.	5 pcs.	6.50 ea.

### IMSAI S-100: Cont./Ctrs. .125" Row Spacing, .250"

50/100 Dip Sold.	\$4.20 ea.	5 pcs.	\$3.95 ea.
50/100 W/Wrap 3	3.75 ea.	5 pcs.	3.50 ea.
IMSAI CARD GUIDES:	0.19 ea.	5 pcs.	0.16 ea.

### CROMEMCO S-100: Cont./Ctrs. .125" Row Spacing, .250"

50/100 Dip Sold.	\$6.50 ea.	5 pcs.	\$6.00 ea.
------------------	------------	--------	------------

(Or short W/Wrap)

### OTHER CONNECTORS AVAILABLE

#### .100" Contact Ctrs., .140" Row Spacing.

22/44 Dip Sold.	\$2.30 ea.	5 pcs.	\$2.10 ea.
25/50 Solder Eye.	2.95 ea.	5 pcs.	2.75 ea.
40/80 Solder Eye.	4.80 ea.	5 pcs.	4.50 ea.
43/86 Dip Sold.	4.90 ea.	5 pcs.	4.70 ea.
43/86 Solder Eye.	4.90 ea.	5 pcs.	4.70 ea.

#### .156" Contact Ctrs., .140" Row Spacing.

6/- Sglt. Row (PET)	\$1.00 ea.	5 pcs.	\$0.90 ea.
22/44 Solder Eye. (KIM)	1.90 ea.	5 pcs.	1.80 ea.
22/44 Dip Sold. (KIM)	1.90 ea.	5 pcs.	1.80 ea.
43/86 Dip Sold.	4.90 ea.	5 pcs.	4.70 ea.

#### .156" Contact Ctrs., .200" Row Spacing.

15/30 W/Wrap 3	\$1.05 ea.	5 pcs.	\$0.95 ea.
22/44 W/Wrap 3	2.30 ea.	5 pcs.	2.10 ea.
36/72 Solder Eye.	3.45 ea.	5 pcs.	3.30 ea.
36/72 W/Wrap 3	3.85 ea.	5 pcs.	3.70 ea.
43/86 W/Wrap 3	5.50 ea.	5 pcs.	5.00 ea.

### POLARIZING KEYS FOR ALL OF THE ABOVE:

Specify: IN Contact or BETWEEN Contact:  
1 to 49 pcs. \$0.10 ea. 50 pcs./Up \$0.08 ea.

### SPECIAL

22/44 Pin .156" Cont./Ctrs. .200" Row Spacing.  
TIN PLATED CONTACTS.  
IDEAL FOR PET INTERFACE & PARALLEL USER PORT.  
\$1.25 ea. 5 pcs. \$1.10 ea.

### SUBMINIATURE CONNECTORS: (DB 25 SERIES, RS 232.)

DB 25P Male Plug	\$2.50 ea.	5 pcs.	\$2.20 ea.
DB 25S Female Socket	3.60 ea.	5 pcs.	3.40 ea.
DB 51212-1 Grey Hood	1.20 ea.	5 pcs.	1.10 ea.
DB 51226-1A Black Hood	1.30 ea.	5 pcs.	1.20 ea.
D 20418-2 Hardware Set	0.75 ea.	5 pcs.	0.70 ea.

SAVE: BUY A SET: (1 DB25P, 1 DB25S, Any Hood.)

1 Set: \$6.35 ea. 5 sets: \$6.15 ea.

NOTE: For Hardware, (D20418-2) Add \$.65/Set.

### WHISPER FANS

Excellent for computer cabinet cooling. This is the most quiet fan you will find. Only measures 4 3/4 square by 1 1/2 deep. U. L. Listed.

\$21.00 ea. 5 pcs. \$19.00 ea.

### I. C. SOCKETS. GOLD.

#### WIRE WRAP 3 TURN.

14 pin \$0.36 ea.  
16 pin 0.38 ea.

### I. C. SOCKETS.

#### Dip Solder. Tin.

14 pin \$0.15 ea.  
16 pin 0.17 ea.

### 2708 EPROMS PRIME

\$14.00 ea.

### 8080 PRIME

\$9.00 ea.

WRITE FOR LARGER QUANTITY DISCOUNTS. DEALER INQUIRIES ARE WELCOME.

WE ARE CONNECTOR (EDGE CARD) SPECIALISTS. IF YOU DO NOT SEE WHAT YOU NEED IN THIS ADVERTISEMENT, PLEASE WRITE US. WE WILL REPLY.

TERMS: Minimum Order \$10.00; Add \$1.25 for handling and shipping. All orders over \$25.00 in USA and Canada: WE PAY THE SHIPPING.

NOTE: CA residents please add 6% sales tax.

NO C.O.D. SHIPMENTS OR ORDERS ACCEPTED.

MAIL ORDERS TO: **Beckian Enterprises**

**P.O. Box 3089**

**Simi Valley, CA 93063**



DIODES/ZENERS				SOCKETS/BRIDGES				TRANSISTORS, LEDS, etc.				
1N914	100v	10mA	.05	8-pin	pcb	.20	ww	.35	2N2222	NPN	(2N2222 Plastic .10)	.15
1N4005	600v	1A	.08	14-pin	pcb	.20	ww	.40	2N2907	PNP		.15
1N4007	1000v	1A	.15	16-pin	pcb	.20	ww	.40	2N3906	PNP	(Plastic - Unmarked)	.10
1N4148	75v	10mA	.05	18-pin	pcb	.25	ww	.75	2N3904	NPN	(Plastic - Unmarked)	.10
1N4733	5.1v	1 W Zener	.25	22-pin	pcb	.35	ww	.95	2N3054	NPN		.35
1N753A	6.2v	500 mW Zener	.25	24-pin	pcb	.35	ww	.95	2N3055	NPN	15A .60v	.50
1N758A	10v	"	.25	28-pin	pcb	.45	ww	1.25	T1P125	PNP	Darlington	.35
1N759A	12v	"	.25	40-pin	pcb	.50	ww	1.25	LED Green, Red, Clear, Yellow			.15
1N5243	13v	"	.25	Molex pins .01	To-3 Sockets	.25			D.L.747	7 seg 5/8" High com-anode		1.95
1N5244B	14v	"	.25	2 Amp Bridge	100-prv	.95			MAN72	7 seg com-anode (Red)		1.25
1N5245B	15v	"	.25	25 Amp Bridge	200-prv	1.95			MAN3610	7 seg com-anode (Orange)		1.25
									MAN82A	7 seg com-anode (Yellow)		1.25
									MAN74A	7 seg com-cathode (Red)		1.50
									FND359	7 seg com-cathode (Red)		1.25

C MOS		- T T L -									
4000	.15	7400	.10	7473	.25	74176	.85	74H72	.35	74S133	.40
4001	.15	7401	.15	7474	.30	74180	.55	74H101	.75	74S140	.55
4002	.20	7402	.15	7475	.35	74181	2.25	74H103	.55	74S151	.30
4004	3.95	7403	.15	7476	.40	74182	.75	74H106	.95	74S153	.35
4006	.95	7404	.10	7480	.55	74190	1.25			74S157	.75
4007	.20	7405	.25	7481	.75	74191	.95	74L00	.25	74S158	.30
4008	.75	7406	.25	7483	.75	74192	.75	74L02	.20	74S194	1.05
4009	.35	7407	.55	7485	.55	74193	.85	74L03	.25	74S257 (8123)	1.05
4010	.35	7408	.15	7486	.25	74194	.95	74L04	.30		
4011	.20	7409	.15	7489	1.05	74195	.95	74L10	.20	74LS00	.20
4012	.20	7410	.15	7490	.45	74196	.95	74L20	.35	74LS01	.20
4013	.40	7411	.25	7491	.70	74197	.95	74L30	.45	74LS02	.20
4014	.75	7412	.25	7492	.45	74198	1.45	74L47	1.95	74LS04	.20
4015	.75	7413	.25	7493	.35	74221	1.00	74L51	.45	74LS05	.25
4016	.35	7414	.75	7494	.75	74367	.75	74L55	.65	74LS08	.25
4017	.75	7416	.25	7495	.60			74L72	.45	74LS09	.25
4018	.75	7417	.40	7496	.80	75108A	.35	74L73	.40	74LS10	.25
4019	.35	7420	.15	74100	1.15	75491	.50	74L74	.45	74LS11	.25
4020	.85	7426	.25	74107	.25	75492	.50	74L75	.55	74LS20	.20
4021	.75	7427	.25	74121	.35			74L93	.55	74LS21	.25
4022	.75	7430	.15	74122	.55			74L123	.85	74LS22	.25
4023	.20	7432	.20	74123	.35	74H00	.15			74LS32	.25
4024	.75	7437	.20	74125	.45	74H01	.20	74S00	.35	74LS37	.25
4025	.20	7438	.20	74126	.35	74H04	.20	74S02	.35	74LS38	.35
4026	1.95	7440	.20	74132	.75	74H05	.20	74S03	.25	74LS40	.30
4027	.35	7441	1.15	74141	.90	74H08	.35	74S04	.25	74LS42	.65
4028	.75	7442	.45	74150	.85	74H10	.35	74S05	.35	74LS51	.35
4030	.35	7443	.45	74151	.65	74H11	.25	74S08	.35	74LS74	.35
4033	1.50	7444	.45	74153	.75	74H15	.45	74S10	.35	74LS86	.35
4034	2.45	7445	.65	74154	.95	74H20	.25	74S11	.35	74LS90	.55
4035	.75	7446	.70	74156	.70	74H21	.25	74S20	.25	74LS93	.55
4040	.75	7447	.70	74157	.65	74H22	.40	74S40	.20	74LS107	.40
4041	.69	7448	.50	74161	.55	74H30	.20	74S50	.20	74LS123	1.00
4042	.65	7450	.25	74163	.85	74H40	.25	74S51	.25	74LS151	.75
4043	.50	7451	.25	74164	.60	74H50	.25	74S64	.15	74LS153	.75
4044	.65	7453	.20	74165	1.10	74H51	.25	74S74	.35	74LS157	.75
4046	1.25	7454	.25	74166	1.25	74H52	.15	74S112	.60	74LS164	1.00
4049	.45	7460	.40	74175	.80	74H53J	.25	74S114	.65	74LS193	.95
4050	.45	7470	.45			74H55	.20			74LS367	.75
4066	.55	7472	.40							74LS368	.65

9000 SERIES		MCT2		LINEARS, REGULATORS, etc.							
9301	.85	95H03	1.10	8038	3.95	LM320T5	1.65	LM340K15	1.25	LM723	.40
9309	.35	9601	.20	LM201	.75	LM320T12	1.65	LM340K18	1.25	LM725N	2.50
9322	.65	9602	.45	LM301	.45	LM320T15	1.65	LM340K24	1.25	LM739	1.50
				LM308 (Mini)	.95	LM324N	1.25	78L05	.75	LM741 (8-14)	.25
				LM309H	.65	LM339	.75	78L12	.75	LM747	1.10
				LM309K (340K-5)	.85	7805 (340T5)	.95	78L15	.75	LM1307	1.25
				LM310	.85	LM340T12	.95	78M05	.75	LM1458	.65
				LM311D (Mini)	.75	LM340T15	.95	LM373	2.95	LM3900	.50
				LM318 (Mini)	1.75	LM340T18	.95	LM380 (8-14 PIN)	.95	LM75451	.65
				LM320K5(7905)	1.65	LM340T24	.95	LM709 (8,14 PIN)	.25	NE555	.35
				LM320K12	1.65	LM340K12	1.25	LM711	.45	NE556	.85
										NE565	.95
										NE566	1.25
										NE567	.95

MICRO'S, RAMS, CPU'S, E-PROMS			
74S188	3.00	8214	8.95
1702A	4.50	8224	3.25
MM5314	3.00	8228	6.00
MM5316	3.50	8251	8.50
2102-1	1.45	8255	10.50
2102L-1	1.75	8T13	1.50
2114	9.50	8T23	1.50
TR1602B	3.95	8T24	2.00
TMS 4044	9.95	8T97	1.00
		2107B-4	4.95
8080	8.95	2708	9.50
8212	2.95	Z80 PIO	8.50

## INTEGRATED CIRCUITS UNLIMITED

7889 Clairemont Mesa Boulevard, San Diego, California 92111  
(714) 278-4394 (Calif. Res.)

All orders shipped prepaid      No minimum  
Open accounts invited      COD orders accepted


Discounts available at OEM Quantities      California Residents add 6% Sales Tax  
All IC's Prime/Guaranteed. All orders shipped same day received.

**24 Hour Toll Free Phone 1-800-854-2211**      **American Express / BankAmericard / Visa / MasterCard**

SPECIAL DISCOUNTS	
Total Order	Deduct
\$35 - \$99	10%
\$100 - \$300	15%
\$301 - \$1000	20%







# ELPAC POWER SUPPLIES

Completely Assembled

### SPECIFICATIONS:

105-125/210-250 Vac, 47-440 Hz Input:  
Line Regulation  $\pm 0.1\%$   
Load Regulation  $\pm 0.1\%$  no-load to rated-load  
Output Ripple and Noise  $\pm 0.1\%$  p-p, dc to 10 MHz  
Input/Output Isolation 100 megohm dc, 900 Vac  
Short Circuit Current 35% rated current

PART NO.	WATTS	VOLTS	AMPS	PRICE
SOLV15-5*	15	5	3	\$36.95
SOLV15-12*	15	12	1.5	36.95
SOLV30-5	30	5	6	59.95
SOLV30-12	30	12	3	59.95
OVPI	over voltage protection for SOLV30-5,-12			9.95
*SOLV15-5, 12	includes OVP installed			

## NEW! BULB-ENERGY SAVER



BULB-ENERGY SAVERS used for years by major industrial users — now available for home or office use. Bulb Savers can cut electrical bills by as much as 3%. Bulb-SAVERS lengthens light life by:

1. Acting as an electrical "shock absorber", turns the bulb on slowly, eliminating the "thermal shock". Bulb life increases 300 percent.
2. Banishes Current "Surges". Cushions line voltage surges when other loads cut power line.
3. Reduces Energy Consumption

BES-1	1-9	10+
	1.39 ea.	1.20

## CRYSTALS

THESE FREQUENCIES ONLY

PART NO.	FREQUENCY	CASE	PRICE
CY1A	1.000MHz	HC33	5.95
CY1.84	1.8432MHz	HC33	5.95
CY2A	2.010MHz	HC33	5.95
CY2.50	2.500MHz	HC33	1.95
CY3.27	3.2768MHz	HC33	4.95
CY3.57	3.579545MHz	HC33	4.95
CY3A	4.000MHz	HC18	4.95
CY4.91	4.916MHz	HC18	4.95
CY7A	5.000MHz	HC18	4.95
CY5.18	5.185MHz	HC18	4.95
CY6.14	6.144MHz	HC18	4.95
CY6.40	6.400MHz	HC18	4.95
CY6.55	6.5536MHz	HC18	4.95
CY12A	10.000MHz	HC18	4.95
CY14A	14.31818MHz	HC18	4.95
CY19A	18.000MHz	HC18	4.95
CY18.43	18.432MHz	HC18	4.95
CY22A	20.000MHz	HC18	4.95
CY30A	32.000MHz	HC18	4.95

## TRIMMERS

10MM size trimmers -.394" Dia.

Part No.	1-9	10-24	25-49	100+
TR-11(valve)	.35	.30	.25	.20

Resistance values - 100, 500, 1K, 2K, 5K, 10K, 20K, 50K, 100K, 200K, 1 meg

## TRIMPOTS

Single-Turn - 1/2 Watt

Square - Top Adjust - 3/8" Size

Part No.	1-9	10-24	25-49	50-99
840P(valve)	.99	.89	.80	.70

Resistance Values - 50, 100, 500, 1K, 2K, 5K, 10K, 20K, 50K, 100K, 200K, 500K, 1 meg

## 15-Turn - 3/4 Watt

Rectangular Side Adjust 3/4" x 1/4" Size

Part No.	1-9	10-24	25-49	50-99
830P(valve)	1.35	1.25	1.20	1.15

Resistance Values - 50, 100, 500, 1K, 2K, 5K, 10K, 20K, 50K, 100K, 200K, 500K, 1 meg

## 1/16 VECTOR BOARD

0.1" Hole Spacing

Part No.	P-Pattern	L	W	1-9	10 up
PHENOLIC	64P44 062XXXP	4.50	6.50	1.72	1.54
	169P44 062XXXP	4.50	17.00	3.69	3.32
EPOXY	64P44 062WE	4.50	6.50	2.07	1.86
GLASS	84P44 062WE	4.50	8.50	2.56	2.31
	169P44 062WE	4.50	17.00	5.04	4.53
	169P44 062WE	8.50	17.00	9.23	8.26
EPOXY GLASS	169P44 062WEC1	4.50	17.00	6.80	6.12
COPPER CLAD					

## CONNECTORS

25 Pin-D Subminiature

DB25P(as pictured)	PLUG	\$3.25
DB25S	SOCKET	4.95
DB51226-1	Cover for DB25 P or S	1.75

## MOLEX CONNECTOR PINS

M-530-1	\$1.95/100 pins (minimum order)
	\$16.00/1000 pins

Pre-packaged in strips

## INSTRUMENT/CLOCK CASE

Injection molded unit. Complete with bezel. 4 1/2" x 4" x 1-9/16".

\$3.49

## MICROPROCESSOR COMPONENTS

P8085 CPU	\$29.95	CDP 1802 CPU	\$19.95
8080A CPU	10.95	Z80 CPU	24.95
8212 8-Bit Input/Output	4.95	2650 MPU	25.50
8214 Priority Interrupt Control	7.95	MC6800 MPU	19.95
8216 Bi-Directional Bus Driver	4.95	MC6810API 128 x 8 Static Ram	5.95
8224 Clock Generator/Driver	5.95	MC6820 Periph. Interface Adapter	7.95
8228 System Controller/Bus Driver	5.95	MC6821 Periph. Interface Adapter	11.50
8251 Prog. Comm. Interface	9.95	MC6830L8 1024 x 8 Bit ROM	14.95
8255 Prog. Periph. Interface	10.95	MC6850 Asynchronous Comm. Adapter	14.95

RAM'S		PROMS			
1101	256 x 1 Static	\$ 1.49	1702A	2048 x 1 Famous	\$ 5.95
1103	1024 x 1 Dynamic	.89	5203	2048 x 1 Famous	14.95
2101	256 x 4 Static	5.95	82S23	32 x 8 Open C	5.00
2102	1024 x 1 Dynamic	1.75	82S15	4096 x 8 Bipolar	19.95
2107/5280	4096 x 1 Dynamic	4.95	82S123	32 x 8 Tristate	5.00
2111	256 x 4 Static	6.95	74S287	1024 x 1 Static	7.95
2112	256 x 4 Static	5.95	2708	8K EPROM	10.95
2114	4K x 1 Static 450ns	9.95	2716 T.L.	16K EPROM	29.95
2114L	4K x 1 Static 450ns Low Power	10.95	2716 Int'l.	16K EPROM	59.95
2114-3	1K x 4 Static 300ns	10.95	6301-1	1024 x 1 Tri-State Bipolar	3.49
7489	16 x 4 Static 300ns Low Power	11.95	6300-1	256 x 1 Open C Bipolar	2.95
8101	256 x 4 Static	5.95	74186	512 x 1 TTL Open Collector	3.99
8111	256 x 4 Static	6.95	74188	256 x 1 TTL Open Collector	3.95
8599	16 x 4 Static	3.49			
21L02	1024 x 1 Static	1.95			
74200	256 x 1 Static	6.95			
93421	256 x 1 Static	2.95			

ROM'S		SHIFT REGISTERS			
2513(2140)	Character Generator (upper case)	\$ 9.95	2527	1024 Dynamic	2.95
2513(3021)	Character Generator (lower case)	9.95	2528	512 Dynamic	4.80
2516	Character Generator	10.95	2529	256 Dynamic	4.00
MM5230N	2048 Bit Read Only Memory	1.95	2532	Quad 80 Bit Static	2.95
			2533	1024 Static	2.95
			3341	Fifo	6.95
			74LS570	4 x 4 Register	1.95

1802M	CDP1802 Manual	\$ 7.50			
280M	Z80 Manual	7.50			
2650M	2650 Manual	5.00	AV-5-1013	30K BAUD	\$ 5.95

## SPECIAL REQUESTED ITEMS

TELEPHONE KEYBOARD CHIPS	ICM CHIPS	NMOS READ ONLY MEMORIES	MISCELLANEOUS
AY-5-9100 \$14.95	ICM7045 \$24.95	11C90 \$19.95	MK40240 \$17.50
AY-5-9200 14.95	ICM7205 19.95	MC3061P 11.95	DS0026CH 3.75
AY-5-9500 4.95	ICM7207 7.50	MC6574 13.50	TL308 10.50
AY-5-2376 14.95	ICM7208 19.95	MCM6575 13.50	AYH90 11.95
HD0165 7.95	ICM7209 6.95		
74C922 9.95			

NEW GAME CHIP SET AY-3-8500-1 Chip and 2 010 MHZ Crystal \$7.95

### The Sinclair PDM35.

#### A personal digital multimeter for only \$59.95



Now everyone can afford to own a digital multimeter

The Sinclair PDM35 is supplied completely assembled with test leads and protective wallet and Operator's Manual. The Sinclair PDM35 is tailor-made for anyone who needs to make rapid measurements. Development engineers, field service engineers, lab technicians, computer specialists, radio and electronic hobbyists will find it ideal.

**Technical specification**  
**DC Voltage (4 ranges)**  
 Range: 1mV to 1000V  
 Accuracy of reading 1.0%  $\pm 1$  count  
 Note: 10  $\mu$ A input impedance  
**AC Voltage (50 Hz-5 kHz)**  
 Range: 1V to 500V  
 Accuracy of reading 1.0%  $\pm 2$  counts  
**DC Current (6 ranges)**  
 Range: 1mA to 200mA  
 Accuracy of reading 1.0%  $\pm 1$  count  
 Note: Max resolution 0.1 nA  
**Resistance (5 ranges)**  
 Range: 1  $\Omega$  to 20 M $\Omega$   
 Accuracy of reading 1.5%  $\pm 1$  count  
 Also provides 5 junction-test ranges.  
**Dimensions:** 6 in x 3 in x 1 1/2 in.  
**Weight:** 6.5 oz  
**Power supply:** 9V battery or Sinclair AC adapter (battery not incl.)  
**Sockets:** Standard 4 mm front panel.  
**Options:** AC adapter for 117V 60 Hz power. De-luxe padded carrying-wallet.

PART NO.	DESCRIPTION	PRICE
PDM35	Digital Multimeter (Completely Assembled)	\$59.95
PDM-AC	117 volt AC Adapter	6.95
PDM-DP	Deluxe padded carrying case	6.95

### BK PRECISION

#### 3 1/2-Digit Portable DMM



**Model 2800 \$99.95**

Comes with test leads, operating manual and spare fuse

### ES

#### 100 MHz 8-Digit Counter



**MAX-100 \$134.95**

Accessories:  
**AC Adapter BC-28 \$9.00**  
**Rechargeable Batteries BP-26 20.00**  
**Carrying Case LC-28 7.50**

Accessories for MAX-100:  
**Mobile Charger Eliminator Model 100 - CLA \$3.95**  
**Charger/Eliminator Model 100 - CAI \$9.95**

### KEYBOARDS

Hexadecimal Encoder

#### 63-Key Unencoded



This is a 63-key, terminal keyboard newly manufactured by a large computer manufacturer. It is unencoded with SPST keys, unattached to any kind of PC board. A very solid molded plastic 13 x 4" base suits most applications. **IN STOCK \$29.95/each**

#### 19-key pad includes 1-10 keys, ABCDEF and 2 optional keys and a shift key.



**\$10.95/each**

**\$5.00 Minimum Order - U.S. Funds Only**  
**California Residents - Add 6% Sales Tax**

Spec Sheets - 25¢  
 1978 A Catalog Available - Send 41¢ stamp

## Jameco ELECTRONICS

a division of JAMES ELECTRONICS OF CALIFORNIA

MAIL ORDER ELECTRONICS - WORLDWIDE  
 1021 HOWARD AVENUE, SAN CARLOS, CA 94070  
 Advertised Prices Good Thru September

### PHONE ORDERS WELCOME

(415) 592-8097

## The Incredible

### "Pennywhistle 103" Kit Only

## \$139.95



The Pennywhistle 103 is capable of recording data to and from audio tape without critical speed requirements for the recorder and it is able to communicate directly with another modem and terminal for telephone "hamming" and communications for the deaf. In addition, it is free of critical adjustments and is built with non-precision, readily available parts.

**Data Transmission Method** ..... Frequency-Shift Keying, full-duplex (half-duplex selectable).

**Maximum Data Rate** ..... 300 Baud.

**Data Format** ..... Asynchronous Serial (return to mark level required between each character).

**Receive Channel Frequencies** ..... 2025 Hz for space, 2225 Hz for mark.

**Transmit Channel Frequencies** ..... Switch selectable: Low (normal) = 1070 space, 1270 mark; High = 025 space, 2225 mark.

**Receive Sensitivity** ..... -46 dbm acoustically coupled.

**Transmit Level** ..... -15 dbm nominal. Adjustable from -6 dbm to -20 dbm.

**Receive Frequency Tolerance** ..... Frequency reference automatically adjusts to allow for operation between 1800 Hz and 2400 Hz.

**Digital Data Interface** ..... EA RS-232C or 20 mA current loop (receiver is optoisolated and non-polar).

**Power Requirements** ..... 120 VAC, single phase, 10 Watts.

**Physical** ..... All components mount on a single 5" by 9" printed circuit board. All components included: Frequency Counter and/or Oscilloscope to align.

Requires a VOM, Audio Oscillator, Frequency Counter and/or Oscilloscope to align.

### The Original

## the 3rd Hand

### \$9.95 each



- \*Leaves two hands free for working
- \*Clamps on edge of bench, table or work bench
- \*Position board on angle or flat position for soldering or clipping
- \*Sturdy, aluminum construction for hobbyist, manufacturer or school rooms

### Bright 6 Digit LED Display

- \* Times to 59 minutes 59.59 seconds
- \* Crystal Controlled Time Base
- \* Three Stopwatches in One
- \* Times Single Event - Split & Taylor
- \* Size 4.5" x 2.15" x .90" (4 1/2 ounces)
- \* Uses 3 Penlite Cells

**Kit - \$39.95**  
**Assembled - \$49.95**  
**Heavy Duty Carry Case \$5.95**

**Stop Watch Chip Only (7205) \$19.95**

### DIGITAL STOPWATCH



**3 1/2 DIGIT DPM KIT**

- \* New Bipolar Unit
- \* Auto Zeroing
- \* .5" LED
- \* Auto Polarity
- \* Low Power
- \* Single IC Unit

### Model KB500 DPM Kit \$49.00

### Model KB503 5V Power Kit \$17.50

### JE700 CLOCK

The JE700 is a low cost digital clock, but is a very high quality unit. It features a sramulated walnut case with dimensions of 6 x 2 1/2 x 1. It utilizes a MAN72 high brightness readout and the MM5314 clock chip.

**12 or 24 Hour KIT ONLY \$16.95**

### JE803 PROBE

The Logic Probe is a unit which is for the most part, indispensable in trouble shooting logic families. TTL, DTL, RTL, CMOS. It derives the power it needs to operate directly off of the circuit under test, drawing a scant 10 mA max. It uses a MAN3 readout to indicate any of the following states by these symbols: (H) - 1 (LOW) - 0 (PULSE) - P. The Probe can detect high frequency pulses to 45 MHz. It can't be used at MOS levels or circuit damage will result.

**\$9.95 Per Kit**

printed circuit board

### TTL 5V 1A Supply

This is a standard TTL power supply with the well known LM309K regulator IC to provide a solid 1 AMP of current at 5 volts. We try to make things easy for you by providing everything you need in one package, including the hardware for only

**JE225 \$9.95 Per Kit**

### PROTO BOARDS

PROTO BOARD 6	\$15.95	PB100 - 4.5" x 6"	\$ 19.95
(6" long x 4" wide)		PB101 - 5.8" x 4.5"	29.95
		PB102 - 7" x 4.5"	39.95
		PB103 - 9" x 6"	59.95
		PB104 - 9.5" x 8"	79.95
		PB203 - 9.75 x 6 1/2 x 2 3/4	80.00
		PB203A - 9.75 x 6 1/2 x 2 3/4	129.95

(includes power supply)

### PROTO CLIPS


14 PIN	\$4.50
16 PIN	4.75
24 PIN	8.50
40 PIN	13.75

Circle 200 on inquiry card

## What's New?

### PUBLICATIONS

#### PIC Offers Free Metric and Inch Gear Computer



The PIC Design Division of Benrus Corp now offers a metric and inch gear computer in a convenient, one setting, pocket slide rule. This design tool is

capable of indicating 18 different gear functions instantly; inch gear data is on one side of the computer and metric module data on the other. One quick setting of the PIC gear computer gives simultaneous readings of metric modules, diametral pitch, tooth dimensions and circular pitch plus pitch diameter and outside diameter for both metric and inch gears. The PIC gear computer contains 16 basic gear formulas plus drawings which illustrate tooth size and configuration for both metric module and inch gears with 20° pressure angle. To send for your free computer write to PIC Design Div, Benrus Corp, POB 335, Benrus Center, Ridgefield CT 06877. ■

Circle 605 on inquiry card.

#### New Products for the Commodore PET 2001

*Getting Started with Your Pet* is a workbook intended for PET users who are anxious to put their PET to work. This beginner's workbook is said to supplement the documentation provided by Commodore. It covers the fundamentals of PET BASIC and explains its characteristics, limitations and useful features. The descriptive text is said to include step by step, detailed exercises including the expected PET responses. In addition to this beginning text, workbooks on advanced topics are said to be available as well as software applications for the PET. No price was given, so for more information write TIS, POB 921, Los Alamos NM 87544. ■

Circle 607 on inquiry card.

#### New Catalog from Alcoswitch

A complete line of miniature (7/8 inch diameter bushing) oil tight push-buttons, selectors and pilot lights is described in Alcoswitch's new 12 page catalog, publication T278. Over 20 basic models are listed with details concerning control function options and color choices. The contact blocks offered range from logic types to 600 VAC models. This catalog will be sent free of charge to all inquiries. Contact Alco Electronic Products Inc, 1551 Osgood St, North Andover MA 01845. ■

Circle 608 on inquiry card.

#### 1978 Smith Catalog Offers Many New Products

More than 20 new product groups representing several electronic component or hardware categories are among approximately 10,000 items featured in the newly published, multi-colored, 104 page, 1978 full line catalog from Herman H Smith Inc, 812 Snediker Av, Brooklyn NY 11207. The free catalog includes a number of new binding posts, Mil-Spec-Jacks, fused test leads, the Hook-on Jr Probe with prods and leads, BredBlox and BredStix, Bred-Bord kits, miniature and projection lamps, power terminals, lacing cords, wire nuts, rubber bumpers and many other new items. The catalog can be obtained by writing the company. ■

Circle 606 on inquiry card.

#### MicroAge Product Information

Literature describing MicroAge's printers, video boards, CRTs, monitors and keyboards is now available from the company. Included with the product descriptions is a complete price list. For this literature write MicroAge, 14250 12th Pl #101, Tempe AZ 85281. ■

Circle 609 on inquiry card.

## PRACTICAL MICROCOMPUTER PROGRAMMING:

### THE INTEL 8080 by Weller, Shatzel, & Nice

Here is a comprehensive source of programming information for the present or prospective user of the 8080 microcomputer, including moving data, binary arithmetic operations, multiplication and division, use of the stack pointer, subroutines, arrays and tables, conversions, decimal arithmetic, various IO options, real time clocks and interrupt driven processes, and debugging techniques.

This 306 page hardcover book is well worth its \$21.95 price and should be in every 8080 or Z-80 user's library.

**BITS** T.M.

25 Route 101 West  
Peterborough, NH 03458

### THE M6800 by W J Weller


This second volume of the Practical Microcomputer Programming series addresses the problems of applications programming at assembly level for the M6800. In 16 chapters and more than 100 formal examples, the fundamental techniques of assembly level programming are applied to the solution of specific problems with the 6800. Nowhere theoretical, it is a thorough and detailed methods text for the beginning and intermediate application programmer using the 6800. \$21.95. Hardcover.

For your convenience in ordering please use this page plus the order form on p. 111.

Dial your bank card orders TOLL-FREE: 800-258-5477



## OPTICAL PAPER TAPE READER



Simply connect the OP-80A Paper Tape Reader to any 8-bit parallel port and pull the tape thru (0-5,000 cps). A custom optical sensor array eliminates read errors found in lower cost units. (*This is the one that works!*) Complete with manual and interface cable. **\$84.50 Kit and \$99.95 A & T.**

Oliver Advanced Engineering, Inc.  
676 W. Wilson Avenue  
Glendale, CA 91203  
(213) 240-0080

Circle 291 on inquiry card.

## CONTROL IT! WITH YOUR TRS-80 (LEVI BASIC) AND OUR VAR/80 INTERFACE

- 2 OPTO-ISOLATED INPUTS
- 6 LOGIC INPUTS (TTL COMPATIBLE)
- 2 RELAY OUTPUTS (EACH 110V, 3A)
- 6 LOGIC OUTPUTS (TTL COMPATIBLE)
- INTERNAL POWER SUPPLY
- CONNECTS DIRECTLY TO PORT EDGE CARD

COMPLETE VAR/80 **\$79.95** ppd.

### FREE!

\$5 DATA PACKAGE WITH APPLICATIONS, SOFTWARE AND EXAMPLES INCLUDED WITH EACH ORDER

TELESIS LABORATORY  
BOX 1843  
CHILLICOTHE, OHIO 45601

MasterCharge and VISA Orders Accepted  
MC VISA Card # \_\_\_\_\_

Signature \_\_\_\_\_

Exp date \_\_\_\_\_

Circle 373 on inquiry card.

## !! PHIDECK OWNERS !! We Have The Solution To Your Tape Speed Problems! \*\*\* ROTA-STROBE \*\*\*

Variations in tape speed between PHIDECK drives is the primary reason tapes recorded on different drives by you and your friends cannot be read.

If you or your friends have trouble reading each others cassettes due to different tape speeds—

If you lack the expensive test equipment required to properly check and adjust tape speed—

### Then you need ROTA-STROBE.

With ROTA-STROBE you can check tape speed in seconds without removing the tape drive cover.

With ROTA-STROBE you no longer need expensive counters or oscilloscopes to check and adjust tape speed.

ROTA-STROBE is designed to work on PHIDECK drives manufactured by Triple I and sold by THE DIGITAL GROUP, PERIPHERAL VISION and others.

To get your ROTA-STROBE, send \$4.50 to EMERGE SYSTEMS, P.O. Box 2518, Satellite Beach, FL 32937. No C.O.D. orders accepted.

Order additional ROTA-STROBES for your friends and club members. Allow time for personal checks to clear.

We are dealers for THE DIGITAL GROUP

Circle 131 on inquiry card.

## T I S

### WORKBOOKS FOR THE COMMODORE PET 2001

**Getting Started with Your PET** WB-1 \$4.00  
Covers the fundamentals of PET BASIC: calculator and program mode, data input and output, data representation, program storage on the cassette.

**PET String and Array Handling** WB-2 \$3.95  
Covers string and substring search, concatenation, replacement and manipulation.

**PET Graphics** WB-3 \$4.95  
Covers use of cursor control and special graphics symbols to draw plots, histograms, and sketches.

**PET Cassette I/O** WB-4 \$4.95  
Covers OPEN, CLOSE, string and numeric data files.

**Miscellaneous PET Features** WB-5 \$3.95  
Covers the clock, random number generator, upper and lowercase alphabetic characters, saving memory space, etc.



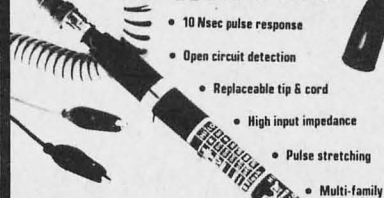
Don't be "lion" around!  
Order NOW! Send check or money order today to:

TIS  
P.O. Box 921  
Los Alamos, N.M. 87544

Money back guarantee.

Circle 374 on inquiry card.

## CATCH-A-PULSE II LOGIC PROBE



- 10 Nsec pulse response
- Open circuit detection
- Replaceable tip & cord
- High input impedance
- Pulse stretching
- Multi-family

10 Nsec SPEED AT 3.5 to  
15V LEVELS  
ONLY **\$39.95**

Compatible with RTL, DTL, TTL, CMOS, MOS, and Microprocessors using a 3.5 to 15V power supply. Thresholds automatically programmed. Automatic resetting memory. No adjustment required. Visual indication of logic levels, using LEDs to show high, low, bad level or open circuit logic and pulses. Highly sophisticated, shirt-pocket portable (protective tip cap and removable coil cord). Eliminates need for heavy test equipment.

Send **\$39.95** A definite savings in time and money for engineer and technician.  
(Calif. residents add Pat Pend Dealer inquiries welcome  
6% sales tax) to:

**AVR ELECTRONICS**

Box 19299, San Diego, CA 92119, (714) 447-1770

Circle 26 on inquiry card.

## SUPPLIES



- FLOPPY DISKS, MINI OR STANDARD MEMOREX OR 3M
- 3M DATA CARTRIDGES DC300A, DC100A
- 3M DIGITAL CASSETTES
- 3M OR MEMOREX AUDIO CASSETTES, C-60
- 3M DISK CARTRIDGES

- WE OFFER:
- COMPETITIVE PRICING
  - IMMEDIATE DELIVERIES (Any Quantity)
  - UNCONDITIONAL GUARANTEE

BETA BUSINESS SYSTEMS  
8369 VICKERS ST., #G  
SAN DIEGO, CA 92111  
(714) 565-4505

Circle 33 on inquiry card.

## O.S.I. OHIO SCIENTIFIC COMPUTERS

SALES & SERVICE  
Business/Home/Hobby  
Hardware & Software

SEE O.S.I. NOW!

METRO D.C. AREA & MARYLAND  
**The Math Box, Inc.**  
(301) 277-6828

CENTRAL VIRGINIA AREA  
**H/B Computers, Inc.**  
(804) 295-1975

Circle 217 on inquiry card.

## LIMITED OFFER THIS MONTH, WHILE SUPPLY LASTS!

### ALL NEW!

Mini Discs \$3.70 ea. in boxes of 10

- A. Horizon - 2
- B. Centronic 779
- C. Hazeltine 1500
- D. Hazeltine 1400

A, B & C: \$4,995  
A, B & D: \$4,895

We also stock Imsai, Seals, Okidata, ADM-3A, Xitan and Cromemco. Mail order only.

**TORA SYSTEM LIMITED**  
29-02 23rd Avenue  
Astoria, NY 11105  
(212) 932-3533

Circle 377 on inquiry card.

## IS YOUR COMPUTER DULL?

Is he hung up in the same old loop?

Is he sorting and searching his life away?

Turn him on to computer humor!

Bring out his hidden talents with a sophisticated selection of **BAUDY JOKES AND BYTING WIT!**

Let your computer comic delight your friends with a dazzling display of wit and whimsy! Your computer will have the last laugh!

Shift \$5.95 into our register for: **LAF-TRAK 1 (on cassette)**

Micro-Madness  
P. O. Box 2250  
Pasadena, Ca. 91105

Specify computer or interface type and memory size.

Circle 208 on inquiry card.

**Text Processor for the EPA Micro-68b Computer**

TEXT is a word processor which executes on the EPA Micro-68b computer with the following equipment: 16 K bytes of programmable memory, one floppy disk unit, one video display terminal and a printer. TEXT accepts lines of source text interspersed with lines of format control information and formats the text into a printable, paginated document having user designated style. Some of the capabilities of TEXT include: left and right justification; automatic word hyphenation; page headings; page footings, including page numbers; indenting; centering; single, double or triple spacing of lines; footnotes and bibliography references.

The most important feature is that the text stream is free format, which means that the typist, with the aid of the EPA TEXT Editor, can type the document text in any convenient format and TEXT will format the output as desired.

For further information contact Chuck Bennett, Electronic Product Associates Inc, 1157 Vega St, San Diego CA 92110. ■

Circle 575 on inquiry card.

**A New DOS for Poly 88 and North Star Disk Systems**

The Lazy Man's DOS (disk operating system) for Poly 88 owners with North Star Disk Systems has been announced by Cardinal Products, 1600 Tilden St, Wichita Falls TX 76309. According to the company, control character commands let you quickly and easily load and start BASIC, jump back to DOS, restart BASIC cold (initialized) or warm (retaining some user program data), list directory while in DOS or BASIC and bring up front panel mode at any time. List scrolling can be controlled on a line by line basis. The control Z is released for use in the BASIC editor. Delete key backspaces and erases a character at a time. The Poly 88 real time clock interrupt system may be left connected. Diskette and instructions are \$15.95. ■

Circle 576 on inquiry card.

**Multitasking Executive Added to Microbench Software**

MTX-11, a multitasking executive for PDP-11 and LSI-11 computers, is the latest addition to Microbench software. The MTX-11 is said to execute multiple tasks on an interleaved basis with software priorities determining which task to execute if competition exists for processor and system resources.

The MTX-11 is priced at \$1395 plus \$100 per processor and is available from Virtual Systems Inc, 1500 Newell Av, Suite 406, Walnut Creek CA 94596. ■

Circle 577 on inquiry card.

**Compiler BASIC Does Business, Control Applications on Microprocessor Systems**

Software Dynamics BASIC, a compiler version of the programming language, is now available for 6800 microprocessor systems. Decimal arithmetic, formatted output and file IO is said to make SD BASIC ideal for microprocessor business applications such as payroll and inventory. High speed binary arithmetic, transcendental functions, assembly language interface and the performance resulting from compiling BASIC programs makes SD BASIC a tool for building process control programs. According to the company, the software is currently available on American Microsystems MDC, Smoke Signal Broadcasting BFD-68, SwTPC DOS and Wave Mate microcomputers. The IO Interface Package concept allows you to customize SD BASIC to your DOS system. Further information can be obtained from Software Dynamics, 18914 S Laurelbrook Pl, Cerritos CA 90701. ■

Circle 578 on inquiry card.

**Software for the H8**

Two tapes are available for the Heathkit H8 computer from a newly formed company called Ed-Pro Inc, 6580 Buckhurst Tr, Atlanta GA 30349. According to the company, one of the tapes contains a collection of 11 game programs, while the other contains personal finance programs for checkbook reconciliation, budgeting and calculation of interest for various kinds of loans and investments. Tapes are supplied with complete program listings and user instructions. The tapes sell for \$20 each (with a 10% discount if both are purchased). ■

Circle 580 on inquiry card.

**Assembly Language Development System for 8080 and Z-80**

The Program Development System (PDS) is an assembly language development system for 8080 or Z-80 microcomputers with at least one disk drive. PDS is said to include a unified assembler/editor, a macro assembler combining the features of a relocating linking loader, a string oriented text editor, and a trace debugger/disassembler. The assemblers favor the Intel instruction mnemonics treating the Z-80 superset as a logical and syntactical extension. Source modules are available for floating point arithmetic, floating point IO, trigonometric functions, numerical and alphabetic sorting, matrix inversion, fast Fourier transform, and a full function expression evaluator. For further information contact Allen Ashley, 395 Sierra Madre Villa, Pasadena CA 91107. ■

Circle 579 on inquiry card.

**Data Base and Query System Responds to Pidgin English**

It is said that your home or business computer can manage a data base of stored information and respond to your queries in pidgin English, using a new microcomputer software package called WHATSIT. The system runs in BASIC on a modest personal computer yet it brings the power of a data base manager. Data is stored and retrieved by typing pidgin English requests. Indexing and disk space allocation are handled automatically. The file structure is never frozen but develops automatically through normal use to adapt to user requirements. Stored information is automatically cross-indexed under any desired headings, and headings may be added or changed at any time. Available in North Star BASIC, the system runs in 24 K of memory. It is offered with three ready to run programs on a mini-disk for \$75. A manual written in non-technical language is \$25. It is available from Information Unlimited, 698 W 70 S Private Rd, Hebron IN 46341. ■

Circle 583 on inquiry card.

**Communications Software for LSI-11 Announced**

The RT-11 compatible software driver for the Mighty-Mux 11L, direct memory access (DMA) serial line multiplexer, has been announced by Educational Data Systems, Inc, 1682 Langley Av, Irvine CA 92714.

Providing efficient IO for any RT-11 based LSI-11 system, this new package simultaneously supports full duplex asynchronous IO to as many as 128 ports on the multiplexer. Control requests are provided to determine port status, set port characteristics (bps rates, parity, etc), assign logical and physical port mapping, and abort IO requests.

For stand alone multiplexing operations, modules are provided which may be linked directly to an applications package. This avoids the intervention and overhead of the RT-11 IO subsystem. A second configuration loads the package as a standard RT-11 driver.

The driver will function with any VO2 system and is provided at no charge to users of the Mighty-Mux 11L. ■

Circle 582 on inquiry card.

**Software for Users of North Star BASIC**

A series of programs for users of North Star BASIC is available on North Star diskette with user instructions. Word processing, investments, inventory and other business oriented programs are offered. A complete catalog of North Star software is now available, including not only California Software material, but programs available from firms around the world. For further information contact California Software, POB 275, El Cerrito CA 94530. ■


Circle 581 on inquiry card.



# RONDURE COMPANY

2522 BUTLER ST.  
DALLAS, TEXAS 75235  
214-630-4621

# the computer room



**SPECIAL SALE**  
**\$875.00**

**TESTED WITH  
NEW  
ASCII  
ELECTRONICS**

### ASCII SELECTRIC

Printer Mechanism: Heavy duty input/output, Series 745.

Weight: 120 lbs. Dimensions: 29"Hx35"Wx33"D. Print Speed: (14.8 characters per second)

Platen: 15" wide, pin feed or form feed device optional (132 print positions).

Parallel output only—15 characters per second accepts 7 bit ASCII parallel w/strobe & prints on Selectric. The unit still works as a typewriter in off-line mode.

ASCII Selectric with ASCII parallel electronics. Immediate Delivery—Shipped from inventory.

### DATEL SELECTRIC (IBM Selectric Mechanism)




#### Specifications:

- Size: 21"Wx21"Dx8"H.
- Power Input 115 Volt Hz
- Interface: RS232
- Weight: 54 lbs. (Shipping weight 65 lbs.)
- 15" Carriage
- 15 CPS
- Correspondence code
- Half Duplex
- 132 Print Positions, 10 Pitch

Used — \$395

### NOVATION DC3102A

Used Working



\$150.00


RS232 Connection  
300 Baud

TI 990/4  
Single Board 16 Bit Micro  
Computer  
NEW \$250.00

### USED MODEMS & COUPLERS


NOVATION TC102 (Acoustic) \$45.00  
AJ 233 (Acoustic) ..... \$25.00  
CF 318 (Hard Wire) ..... \$25.00

### SHUGART \*MINI-FLOPPY DRIVE



NEW PRICE  
\$325.00 ea.

Model SA-400



### FLAT PACK ACOUSTICAL MODEM PICK-UP

Useable with most modem chips/kits  
Used — \$17.50 (w/prints)

### ORDERING INFORMATION:

We ship the same day we receive a certified check or money order. Texas residents add 5% sales tax. Please call if you have a question. Write for our CATALOG of many parts, terminals, printers, etc. All items subject to availability. Your money returned if we are out of stock.

### SHIPPING INFORMATION:

Modems: \$2.00 each; 2 for \$4.00 UPS.  
Large Items & Parts: Specify Freight or Air Freight Collect  
Foreign Orders: Add appropriate freight or postage.  
We now take Master Charge and Visa orders, Specify full number, bank number and expiration date.

# ATWOOD ENTERPRISES

## KITS

**\$ 79.95 4K RAM** Available assembled and tested \$89.95.

**\$129.95 4K PROM** Bipolar 512 x 8 Proms 93448/6341.

**\$149.95 8K EPROM** Needs only 4K space 2716.

**\$ 59.95 DIGITAL I/O** 8 parallel ports plus 16 interrupts.

**\$ 99.95 ANALOG IN** 32 inputs, 8 bits, 100 microseconds.

**\$ 49.95 PROM PROGRAMMING** Burns 4. Can copy to 3.

**\$129.95 SERIAL I/O** 7 serial ports, fully software controlled. To 500 baud.

## WATCH FOR OUR NEW BOARDS:

- 40 line discrete display board
- 40 line switch input board
- 40 line new data board

Coming Soon

## MOTHER BOARD

8 SLOT 44 PIN BUS  
50 Pin Edge Connector

Mother Board \$20.00 ea  
Connectors 2.50 ea  
Card guides for above \$10.00 per set.

MAKE CHECK OR MONEY ORDER PAYABLE TO:  
**Kathryn Atwood Enterprises**  
P.O. Box 5203, Orange, CA 92667

Discounts available at OEM quantities. For orders less than \$25 total, add \$1.25 for shipping. California residents add 6% sales tax. Estimated shipping time 2 days ARO with money order. For checks allow 7 days for check to clear.

### Apple BASIC Instructions. . .




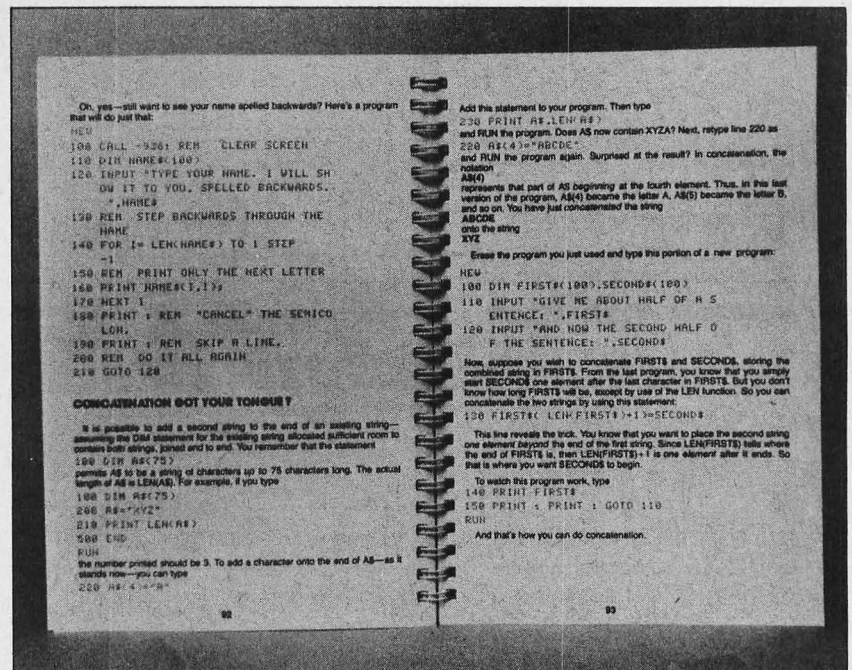
Photo 1.

We recently received copies of the new *Apple II BASIC Programming Manual*, written by Jef Raskin of Apple Computer Inc, 20863 Stevens Creek Blvd, Bldg B3-C, Cupertino CA 95014. The manual measures about 6 by 8.5 inches (15 by 22 cm) with 125 pages bound within its covers. The book (see photo 1) is intended to be a working manual for familiarizing its reader with the Apple II computer. Whenever necessary, internal graphics include representations of the machine's keyboard highlighted with a green color to emphasize a point being made. Listings of computer output are often printed in green, as produced by a matrix printer. When a full screen image is represented,

it is typically printed on the matrix printer and reproduced photographically as white on black to emphasize the image of a television screen. Full color reproduction is used for the several pages where actual Apple II output to a color TV is shown.

The manual begins with an introduction on the basics of the hardware and its interconnection. There is a description of the built-in 5 K integer BASIC. The introduction concludes with operation of one of the standard games supplied on cassette with the machine, Breakout. The next chapter is entitled Beginning BASIC, which in turn is followed by Elementary Programming. The formal presentation ends with Strings, Arrays and Subroutines as the last chapter. Several appendices com-

Photo 2.



plete the book. Photo 2 illustrates several points about the *Apple II BASIC Programming Manual*. First, note the light type and the heavy type in the photograph. The lighter printing is green in the original, the heavier printing is black. Second, there is Jef Raskin's inimitable sense of humor which makes the manual an enjoyable experience. Look at page 24 of the *Apple II BASIC Programming Manual* at a local computer store for one of the most elegant modifications of a standard typing test string ever seen. (The string begins "THE QUICK BROWN FOX . . ." and in its original form is known to everyone, but in its modified form shows a certain humorous familiarity with the urban geography of the northeastern United States.)

While not a reference document by intent, users of Apples will find much information and a verbal delight in the form of this BASIC manual by Jef Raskin. . .CH■

Circle 597 on inquiry card.

### Software for the North Star Disk System

According to its developers, the Comprehensive Mailing List Program Package, #ML-1NS, is a modular program set which enables the user to start and maintain one or more mailing lists. Operations include: add, delete, search, sort, auto-sort, and sequential printout. Features include: user selectable defaults for ease of entry, user selectable number of labels across page for different printers and label sheets, and user selectable 3 or 4 line address for each independent entry. The software is available with documentation and diskette for \$25 from Williams Radio and TV Inc, Computer Division, 2062 Liberty St, POB 3314, Jacksonville FL 32206. ■

Circle 598 on inquiry card.

### EMPL Interpreter for 8080

EMPL is a micro version of APL for the Intel 8080. It resides in the first 5632 bytes of memory. EMPL has numeric and character vectors, user defined niladic, monadic and dyadic functions, 22 primitive functions and nine system commands. It can be run either in the ASCII or APL character set. The range is  $\pm 32767$  and double byte integer arithmetic is used. EMPL comes with a user's manual that includes information on implementing it on any system using Z-80 or 8080 processors with at least 8 K of memory. EMPL is \$10 on Tarbell cassette; \$20 on paper tape, North Star disk, CUTS cassette, or MITS cassette from Erik T Mueller, Britton House, Roosevelt NJ 08555. ■

Circle 599 on inquiry card.

### Utility Package for North Star Micro Disk System

A complete disk utility package for the North Star Micro Disk System is now said to be available from Micro Logistics, POB 922, Madison Square Station, New York NY 10010. PKGUT1 on diskette includes the following four 8080 machine language programs originated at 0: Packit: packs and unpacks disk files so you can get more storage per disk; Changit: prints, dumps and/or changes data in disk files up to a global level; Sortit: a generalized sorting utility; Compit: file comparison utility which will compare disk files sequentially or by key and display differences. Diskette with full user's documentation is priced at \$80. ■


Circle 600 on inquiry card.



# FREE PROBES FREE PROBES FREE PROBES

NLS MS-215 DUAL TRACE MINISCOPE \$435.00

NLS MS-215 DUAL TRACE MINISCOPE \$435.00



**1c SALE**

**LM3A 3 dig 1% DC ..... \$134.00**  
**LM3.5A 3 1/2 dig .5% DC ... \$158.50**  
**LM40A 4 dig .1% DC ..... \$209.00**  
**LM4A 4 dig .03% DC ..... \$250.00**

- Rechargeable batteries and charger included
- Measures DC Volts, AC Volts, Ohms and Current
- Automatic polarity, decimal and overload indication
- Rechargeable batteries and charger
- Measures DC Volts, AC Volts, Ohms and Current
- Automatic polarity, decimal and overload indication
- No zero adjustment and no full-scale ohms adjust
- Battery-operated — NiCad batteries; also AC line operation.
- Large LED display for easy reading without interpolation
- Size: 1.9"H x 2.7"W x 4"D
- Parts & labor guaranteed 1 year
- Tilt stand option ..... \$ 3.50
- Leather case ..... \$20.00

Purchase any of the LM series Meters and buy the LEATHER CASE for 1c



**\$318.**

**MS-15 MINISCOPE** With Rechargeable Batteries & Charger Unit

- 15 megahertz bandwidth.
- External and internal trigger.
- Time base — 1 microsec. to 0.5 Sec/div - 21 settings ±3%.
- Battery or line operation.
- Automatic & line sync modes.
- Power consumption < 15 watts.
- Vertical Gain — .01 to 50 V/div - 12 settings ±3%.
- Viewing Area 1.1" x 1.35"
- Cable Size 2.7" x 6.4" W x 7.5" D, 3 pounds.
- Parts & Labor guaranteed 1 year
- 10 to 1, 10 meg probe
- Leather carrying case

PROBE 1c  
 PROBE 1c with purchase of SCOPE and the MENTION of this MAGAZINE

MS-215 Dual Trace Version of MS-15 \$435.

## 3 LEVEL GOLD WIRE WRAP SOCKETS

	1-24	25-49	50-99	100-249	250-999	1K-5K
8 pin*	.41	.38	.35	.31	.27	.23
14 pin*	.39	.38	.36	.32	.29	.27
16 pin*	.43	.42	.39	.35	.32	.30
18 pin	.63	.58	.54	.47	.42	.36
20 pin	.80	.75	.70	.63	.58	.53
22 pin*	.90	.85	.80	.70	.61	.57
24 pin	.90	.84	.78	.68	.63	.58
28 pin	1.10	1.00	.90	.84	.76	.71
40 pin	1.50	1.40	1.30	1.20	1.04	.89

Sockets purchased in multiples of 50 per type may be combined for best price.

All sockets are GOLD 3 level closed entry \* End and side stackable. 2 level, Solder Tail, Low Profile, Tin Sockets and Dip Plugs available. CALL FOR QUOTATION



**8803 MOTHER BOARD FOR S100 BUS MICRO-COMPUTERS**

- All includes 12 tantalum capacitors for +5, +12, -12 buses and installed mounting spacers
- Wiring side shown. Component side bare epoxy glass with white markings for component locations
- 618 epoxy glass board with 2 ounce copper, solder plated and 038 diameter holes for leads
- Solder masks with solder windows on etched circuits to avoid accidental short circuits
- Mounts 111 connectors with 100 contacts (2 rows) on 125 centers with 250 row spacing. Vector part number 8801-2 or mounts 10 receptacles plus interconnectors to smaller mother board for expansion
- Includes etched circuits and instructions for option of active pull-up, or floating terminations
- Large holes: +5V and GND (10 AMP), ±12V or 16V (1 AMP). Current ratings are per MIL-STD-275 with 10°C rise
- Fits in Vector case enclosures
- Fits in IMSAI 8080 microcomputer as expander board

**Price: \$29.50**



**Vector Plugboards**

**8800V** Universal Microcomputer/processor plugboard, use with S-100 bus. Complete with heat sink & hardware. 5.3" x 10" x 1/16"


1-4	5-9	10-24
\$19.95	\$17.95	\$15.95

**8801-1** Same as 8800V except plain; less power buses & heat sink.

1-4	5-9	10-24
\$14.95	\$13.45	\$11.95

**3682 9.6" x 4.5"** \$10.97  
**3682-2 6.5" x 4.5"** \$9.81


Hi-Density Dual-In-Line Plugboard with Wire Wrap with Power & Grd. Bus Epoxy Glass 1/16" 44 pin con. spaced .156



**3677 9.6" x 4.5"** \$10.90

**3677-2 6.5" x 4.5"** \$9.74

Gen. Purpose D.I.P. Boards with Bus Pattern for Solder or Wire Wrap. Epoxy Glass 1/16" 44 pin con. spaced .156



**3662 6.5" x 4.5"** \$7.65

**3662-2 9.6" x 4.5"** \$11.45

P pattern plugboards for IC's Epoxy Glass 1/16" 44 pin con. spaced .156

**3690-12 CARD EXTENDER** Card Extender has 100 contacts-50 per side on .125 centers-Attached connector is compatible with S-100 Bus Systems ..... \$25.00  
**3690 6.5" 22/44 pin .156 ctrs. Extenders ..... \$12.00**

**1/16" Vector BOARD** .042 dia holes on 0.1 spacing for IC's

Phenolic	PART NO.	SIZE	1-9	10-19
	64P44XXXP	4.5x6.5"	\$1.49	1.34
	169P44XXXP	4.5x17"	\$3.51	3.16

Epoxy Glass	PART NO.	SIZE	1-9	10-19
	64P44	4.5x6.5"	\$1.70	1.53
	64P44	4.5x8.5"	\$2.10	1.89
	169P44	4.5x17"	\$4.30	3.87
	169P84	8.5x17"	\$7.65	6.89



**SLIT-N-WRAP** Wraps insulated wire on .025" square posts **FOUR TIMES FASTER** than regular manual wrap post tools

**P180** with two 100' spools of 28 ga. wire \$24.50

**P180-AT** Includes charger, wire \$75.00

**SLIT-N-WRAP WIRE** NO. 28 GAGE INSULATED WIRE, 100' SPOOLS

W28 2 A Pkg 3 Green W28 2 C Pkg 3 Clear W28 2 B Pkg 3 Red W28 2 D Pkg 3 Blue

**2708 8K 450 ns EPROM** **FACTORY PRIME** \$10.00 EA. 25 + Call For Price


**14 & 16 PIN GOLD 3 LEVEL WIRE WRAP SOCKETS**

14 - G3 100 for \$30.00  
 16-G3 100 for \$30.00  
 50 of each for \$32.00

Sockets are End & Side stackable, closed entry

**LIQUID CRYSTAL DIGITAL CLOCK-CALENDAR**

- For Auto, Home, Office
- Small in size (2x2 1/2 x 1 1/2)
- Push button for seconds release for date.
- Clocks mount anywhere with either 3M double-sided tape or VELCRO, included.
- 2 MODELS AVAILABLE
- LCD-101, portable model runs on self-contained batteries for better than a year.
- LCD-102, runs on 12 Volt system and is back-lighted.
- LCD-101 or LCD-102 your choice ..... \$34.95
- Clear desk stand for ..... \$2.00



**LEDU MG 10A** List \$72. **\$44.95 SPECIAL**

Perfectly balanced, fluorescent lighting with precision magnifier lens. For prot. techs! & hobbyist. Has die cast protective shade, inst. start 3 diopler lens, 8" reach.

with 9 fluorescent lamp required \$89.95  
 Colors: Gray or Black  
 Chokeless Drive  
 3 Chokes Present



**SC-5 With Rechargeable Batteries & Charger Unit** \$215

Features include: • By using the new NLS SC-5 Prescaler, the range of the FM-7 Frequency Meter, which is 10 Hz to 50 MHz, may be extended to 512 MHz (the upper VHF & UHF frequency bands). • The FM-7 utilizes an LED readout, providing 7-digit resolution. • The FM-7 can be calibrated to an accuracy of 0.00001%. • The SC-5 is accurate to one part per million. • Each unit has 30 millivolts sensitivity, is battery powered and has a charger unit included. • Dimensions of each are 1.9" H x 2.7" W x 3.0" D. • The units may be obtained separately or as a "Frequency Gun." • Parts & Labor guaranteed 1 year. Tilt stand option. \$ 3.50  
 Leather case ..... \$20.00



**MICRO-KLIP** for .042 dia. holes (all boards on this page)  
 T42-1 pkg. 100 \$ 1.50  
 T42-1 pkg. 1000 ..... \$11.00  
 P-149 hand installing tool ..... \$ 2.00



**12:28 .8" LED ALARM CLOCK**

12 hr. LED Alarm Clock uses 3 1/2 digit .8" LED Display with AM/PM indicators and colors. Direct drive, PIN to PIN interface with **\$1998A** I.C. Just add switches, AC Supply, Alarm. Display and I.C. only.

**\$7.95 or 2/\$15.00**

**Price Breakthrough! \$17.50**

**MA1003 CAR CLOCK**

Bright Green Fluorescent Display Crystal Time Base Assembled, just add switches and 12 VDC.

**SPECIAL**  
 14CS2 100 for \$14.99  
 16CS2 100 for \$16.99  
 14 pin CS2 10 for 12"  
 16 pin CS2 8 for 12"

These low cost DIP sockets will accept both standard width plugs and chips. For use with chips, the sockets offer a low profile height of only .125" above the board. These sockets are end stackable.



**Vector WRAP POST** for .042 dia. holes (all boards on this page)  
 T-44 pkg. 100 ..... \$ 2.28  
 T-44 pkg. 1000 ..... \$14.00  
 A-13 hand installing tool ..... \$ 2.80

**PRIORITY ONE ELECTRONICS**

4911B West Rosecrans, Hawthorne, CA 90250

Terms: VISA, MC, BAC, check, Money Order, C.O.D., U.S. Funds Only. CA residents add 6% sales tax. Minimum order \$10.00. Orders less than \$75.00 include 10% shipping and handling; excess refunded. Just in case please include your phone no. "Sorry, no over the counter sales" Good thru Sep. 1978

Send for our latest brochure. phone orders welcome (213) 973-4876 OEM and Institutional inquiries invited.

**24 PIN DIP PLUGS WITH COVERS**

3 / \$1.00  
 40 / \$10.00

# FREE PROBES FREE PROBES FREE PROBES


### Compact Yet Versatile



The ZMS-70 contains a microcomputer system with up to 64 K bytes of memory, a 15 inch diagonal video display, an extensive keyboard, a telecommunications interface and 143 K bytes of on line disk storage. An optional internal hard copy printer interface and external printer is also available. The system is said to include an extensive set of software for both application program development and the day to day operational use of the system. This software comprises a general purpose disk based executive, a file manager, and a complete assembly language development package. In addition, a full set of test, diagnostic and utility programs are provided. Price is less than \$5000 from Zentec Corp, 2400 Walsh Av, Santa Clara CA 95050. ■

Circle 588 on inquiry card.

### Sirius II Complete Computer System



The Sirius II computer system features two processors: the Mostek Z-80 for main computations and a Fairchild 3870 that handles all keyboard and video interfacing. Also included are 32.768 K bytes of programmable memory, an RS-232 interface for IO, 8.192 K bytes of programmable read only memory with a 1 K byte monitor supplied, minifloppy disk drive, a 64 key keyboard with alphanumeric and graphic capabilities, and a video interface. Other features include a full disk operating BASIC interpreter, monitor and software programs ranging from home management, personal finance, educational learning programs and process control to business software and games.

The Sirius II sells for \$1850. For more information contact Digital Sport Systems, 7th and Elm Sts, West Liberty IA 52776. ■

Circle 590 on inquiry card.

### Desktop Computer from Cabinet to Complete System



This UC2000 S-100 based computer is presently available in five system configurations ranging from empty mainframe card rack to complete system with processor, memory, multiple floppy disk and printer. The console is provided with a 12 MHz 12 inch video display, 8 card slot mainframe, 18 A power supply, axial blower and various keyboard options. All subsystem modules are plug connected for easy maintenance. A 230 V 50 cycle power option is available and EMI filtered power connector is standard equipment. DB25 type connector slots are provided on the rear panel for peripheral interfacing. Although the complete systems B through E are supplied with a microcomputer using the 8080 processor, any S-100 compatible computer can be used in the A system version. Extensive software is available for the 8080 system. Prices start at \$995. Contact Infinite Inc, 1924 Waverly Pl, Melbourne FL 32901. ■

Circle 591 on inquiry card.

### A New Desktop System

This new microcomputer system, designated System 88, is designed for professional and small business problem solving. The hardware consists of a main unit, upper and lower case keyboard with control keys, and quick updating video monitor. Hardware features include full eight level vectored interrupts and full graphics. The main unit uses an 8080 processor and accommodates from one to three minifloppy drives. The system includes complete operating software on disk plus word processor, BASIC and assembler. Software features include: system software with a file system and built-in application aids; BASIC on disk that has multi-dimensional strings and numeric arrays, MAT statement, PLOT statement to support graphics, program CHAINing, variable cross-reference listing by line number, inverse trigonometric functions, array functions SUM, PROD, MEAN, STD; text editor; integral RS-232 printer interface; and complete macroassembler on disk. The main unit of the System 88 has a walnut cabinet with a brushed aluminum front panel. Price for the system, excluding printer, starts at \$2795. Contact PolyMorphic Systems, 460 Ward Dr, Santa Barbara CA 93111. ■

Circle 589 on inquiry card.





POLY PAKS



REBELLION

WE'RE FIGHTING BACK INFLATION WITH THIS EXCLUSIVE 1¢ SALE BUY 1 AT SALE PRICE, GET 2ND FOR 1¢ MORE!!!

THIS SPECIAL ONE CENT SALE IS FOR MAGAZINE ADS ONLY

LED WATCH GUTS \$1.95 2 for \$1.96



Factory "lay-arounds." Do they work? Who knows! A micro digital technicians bonanza. The complete guts are there. With black case and leatherette band. 5 functions: HOURS, MINUTES, SECONDS, MONTH, & DATE. Sorry, no specs. Cat. No. 955267 Wt. 4 oz.

SALE

PARTS & SEMI "ONE CENTERS"

Table listing various electronic components like channel selectors, optical lenses, diodes, capacitors, resistors, and relays with their respective prices.

Table listing 7-segment readouts and relays with their respective prices.

Table listing amplifiers and dip switches with their respective prices.

Table listing IC sockets, full wave bridge rectifiers, and ribbon cable with their respective prices.

POLY PAKS advertisement with contact information and a list of products like micro top hat red, jumbo taper clear, and micro sine pin red.

Advertisement for LED or fluorescent calculator reject for only a penny, featuring a calculator image and pricing details.

Table titled 'TTL'S AT "CENT-CIBLE" PRICES' listing various TTL components like 7400, 7401, 7402, etc., with prices.

Table titled 'POP-AMPS AT "CENT-CIBLE" PRICES' listing various pop-amp components like LM300H, LM301, LM303, etc., with prices.

Table titled 'PENNIES FOR YOUR MEMORIES!' listing various memory components like 1103, 5202, 4002, etc., with prices.


Table titled '1 AMP SCR'S' listing various 1 amp SCR components like 2N5200, 2N5201, etc., with prices.

Table titled '25 AMP BRIDGE RECTIFIERS' listing various 25 amp bridge rectifier components like 6A5, 6A6, etc., with prices.

Table titled 'BULLET RECTIFIERS!' listing various bullet rectifier components like 1N4001, 1N4002, etc., with prices.

Advertisement for condenser mike, zeners, and other electronic components with pricing and contact information.

## System Memory Interface Forms 2 Chip Microcomputer



A single integrated circuit for microprocessor interfaces which incorporates its own memory, internal timing and IO ports is now available from Signetics. The 2656 system memory interface (SMI) can be combined with the Signetics 2650 processor to form a 2 chip


microcomputer that provides system flexibility and additional memory and IO port expansion capabilities. The unit is useful for applications where both reduced chip count and system flexibility are necessary.

The Signetics SMI is a mask programmable circuit that offers 2 K by 8 bit programmable read only memory, 128 by 8 bit static random access memory, eight multipurpose IO pins for external chip selects or IO data port bits, an 8 bit latch for output data, and an internal clock generator programmed with crystal, RC or external input.

As an aid to system designers Signetics offers an SMI emulator on a single PC card that duplicates all the functional capabilities of the 2656 SMI chip. The emulator is priced at \$250. The SMI chip is available in quantities of 1000 for \$17. Contact Signetics, POB 9052, 811 E Arques Av, Sunnyvale CA 94086. ■

Circle 610 on inquiry card.

## Easy to Interface Chip Select USART




This Astro universal synchronous asynchronous receiver transmitter (USART), the UC 1971 Astro-Chip Select, is now available from Western Digital, 3128 Red Hill Av, POB 2180, Newport Beach CA 92663. This UC 1971 has many of the features of Western Digital's UC 1671 Astro Multiplexed Address: bisynchronous, asynchronous or isochronous modes, double buffered receiver and transmitter data, convenient interface to data sets and parallel processors. The UC 1971 Astro will interface with all popular microprocessors on the market.

The UC 1971, now second sourced, features the generalized computer interface control signals CS, AO, AI, RE and WE. Another design and operational plus for the UC 1971 Astro is the receiver clock and last transmitter bit outputs for external CRC generation and checking. The operating speed is DC to M bps. For further information and price contact Western Digital. ■

Circle 611 on inquiry card.


## Hexadecimal Label Switches Break Keyboard Cost Barriers



Stuck on any panel by its self-adhering backing, this microprofile keyboard avoids the congestion and the mounting hardware difficulties of mechanical keyboards. Label switches produce matrix coded output directly and will interface directly with integrated circuit 74C922 for conversion to a binary code. Labels do not bounce and so do not require the usual debounce electronics. Label switches are gold plated inside and outside and are sealed against the entry of dust or soft drinks. Life is estimated at 100 million operations. A self-contained flexible cable plugs into standard 0.1 inch (2.54 mm) spacing socket. Price is \$3.95 in single quantities from Computronics Engineering, 7235 Hollywood Blvd, Hollywood CA 90046. ■

Circle 614 on inquiry card.


## Optical Comparator for Rapid PC Board Inspection



An optical comparator for inspection of printed circuit boards or other flat electrical and mechanical assemblies is now available from TM Systems Inc, 25 Allen St, Bridgeport CT 06604. The Model 1013 optical comparator is a fully portable, compact device which optically compares production circuit boards with a master or standard assembly. Both boards are placed in the comparator and alternating images are superimposed for viewing by the inspector. Any errors are immediately identified and located. An image sequence rate from 1 to 10 per second can be front panel selected and the illumination intensity is infinitely variable. The comparator features all solid state electronics and is designed for operation under all lighting conditions at any assembly station. Power requirements are 115 V  $\pm 10\%$ , 50/60 Hz, at 1 A. ■

Circle 612 on inquiry card.

## New .6 Inch LEDs from IEE



A line of red .63 inch LED digital displays designated as IEE-Hercules Series 1800 has been announced by Industrial Electronic Engineers Inc, 7740 Lemona Av, Van Nuys CA 91405. Series 1800 includes high brightness, dual element models and also single element models. The dual element LEDs consist of two chips of light emitting material which are electrically interconnected in series and act functionally as single segments. Both types of red LEDs have wide angle and long distance viewing with a high contrast ratio. Common anode and common cathode versions are available with right-hand and left-hand decimal points and  $\pm 1$  overflow. Series 1800 LEDs are directly interchangeable with Litronix. At the 500 piece level, prices range from \$1.65 each for single element to \$1.88 each for dual element. ■

Circle 613 on inquiry card.



**F. Reichert Sales**  
1110 E. GARVEY AVE.  
W. COVINA, CA 91790

- \$20 MINIMUM ORDER
- FREE UPS DELIVERY ON U.S. ORDERS ONLY - OR BY SURFACE MAIL IF SPECIFIED
- MONEY BACK GUARANTEE (MOS & LED DEVICES EXCLUDED)
- UNDER 8 HOUR PROCESSING ON MONEY ORDERS & CASHIERS CHECKS.
- SORRY! NO COD'S, P.O.'S, OR CREDIT CARDS
- CALIF. RES. ADD 6% SALES TAX
- CANADA, PUERTO RICO & U.S. POSSESSIONS ADD U.S. \$3.50. ALL OTHERS ADD U.S. \$7.00
- U.S. FUNDS ONLY!

**THE S-100 BUS DIAGNOSTIC BOARD  
CENTURION IV**

*A LEGION OF DIAGNOSTIC TOOLS ON ONE BOARD!*

- EXTENDER BOARD
- LOGIC PROBE
- CONVERTIBLE INTO BACKPLANE.
- ON BOARD CONNECTORS FOR SCOPE, DVM, VOM, GENERATORS, ETC.
- ON BOARD 5 WAY CONNECTORS AND RF CONNECTORS.
- OVER 160 WIRE-WRAP POINTS FOR TOTAL AND COMPLETE FLEXIBILITY IN WIRE WRAPPING ANY I/O CONNECTOR AND ALL LOGIC PROBE INPUTS INTO ANY AND ALL 100 BUS LINES, WHICH MEANS YOU CAN MONITOR AND MEASURE ANY PARAMETER ON ANY ONE OF THE 100 BUS LINES, OR LOGIC LEVEL PROBE ANY FIFTY BUS LINES SIMULTANEOUSLY. THE ONLY TOOL OF ITS KIND. A MUST FOR ANY SERIOUS SERVICE EFFORT.

**Kit \$119<sup>00</sup> Assembled \$149<sup>00</sup>**

**S-100 32K STATIC MEMORY BOARD**

WITH THIS BOARD YOU CAN BEGIN WITH JUST 8K OF MEMORY AND ADD ON LATER. IT CAN BE AS SIMPLE AS INSERTING MORE MEMORY CHIPS.

**FEATURES**

1. FULLY STATIC - USABLE WITH ALL DMA DEVICES.
  2. BUFFERED WITH NOISE SUPPRESSED INPUTS.
  3. POPULATED IN 1K INCREMENTS (EACH 1K CAN BE ACCESSED INDIVIDUALLY).
  4. INCLUDES A RELIABLE SINGLE SOURCE +5 VOLT REGULATOR.
  5. PROM COMPATIBLE - THE BOARD MONITOR CAN BE EXCHANGED (PIN BY PIN WITHOUT BOARD MODIFICATION) WITH A BIPOLAR PROM PROGRAMMED TO YOUR SPECIFICATIONS.
  6. CREATES NO WAIT STATES.
  7. PRICES QUOTED ARE FOR 300ns 200mW MEMORIES.
- ASSEMBLED UNITS ARE FULLY TESTED AND BURNED IN.  
— KITS AND BARE BOARD COME WITH FULL ASSEMBLY AND CHECKOUT INSTRUCTIONS.

	8K	16K	24K	32K	BARE BOARD
KIT	\$270 <sup>00</sup>	\$440 <sup>00</sup>	\$580 <sup>00</sup>	\$695 <sup>00</sup>	
ASSEMBLED	\$296 <sup>00</sup>	\$465 <sup>00</sup>	\$612 <sup>00</sup>	\$740 <sup>00</sup>	\$38 <sup>00</sup>

**MAXI SWITCH KEYBOARDS**  
UNENCODED MOUNTED ON G-10 GLASS EPOXY BOARDS-A BLACK METAL FRAME KEYS KEY SWITCHES SECURELY IN PLACE.

NO. 1	NO. 2
—53 KEY MAIN KEYBOARD —10 AUXILIARY & CURSOR CONTROL KEYS —11 KEY NUMERIC PAD —BANK OF 5 AUXILIARY POWER & CONTROL, ROCKER ARM SWITCHES. ONE OF THEM LIGHTS UP.	—53 KEY KEYBOARD —1 AUXILIARY POWER/CONTROL DPDT ROCKER ARM SWITCH
\$39 <sup>95</sup>	\$29 <sup>95</sup>
W.W. SOCKET CONNECTOR FOR NO. 1 KEYBOARD \$2 <sup>95</sup>	BEIGE METAL FRAME FOR NO. 2 \$9 <sup>95</sup>
	SOCKET CONNECTOR FOR NO. 2 KEYBOARD \$2 <sup>95</sup>

**ASCII KEYBOARDS**  
FULLY ASSEMBLED FULLY FUNCTIONAL

- MAIN KEYBOARD SECTION OF 58 KEYS
  - A HEX PAD OF 15 KEYS
  - 16 MORE PERIPHERAL KEYS
  - ASCII ENCODED
- NO. 1 - WITH ON BOARD UV PROM \$99<sup>95</sup>
- NO. 2 - IDENTICAL TO THE ONE ABOVE, BUT WITHOUT ON BOARD UV PROM \$79<sup>95</sup>

**WANT PEACE OF MIND? IN CRITICAL APPLICATIONS USE BIPOLARS!!**

**BIPOLAR RAMS**

82S10	1024 x1	\$4.95
82S11	1024 x1	\$4.95

**BIPOLAR PROGRAMMABLE LOGIC ARRAYS**

82S100	\$11.95
82S101	\$11.95

**BIPOLAR PROMS**

8223	256 (32 x 8)	\$2.65
82S23	256 (32 x 8)	\$3.40
82S126	1024 (256 x 4)	\$4.95
93427	256 x 4 TRISTATE	\$4.95
82S131	2048 (512 x 4)	\$6.95
6306-1	2K TRISTATE	\$5.45
3604	4096 (512 x 8)	\$11.95

**ULTRA LOW POWER**  
256 x 4 - BIT STATIC CMOS RAM

5101L-3	650nS	30mW
---------	-------	------

DATA RETENTION CURRENT \$9<sup>95</sup>  
0.7uA AT 2 VOLTS

**S-100 EXTENDER BOARD**  
WITH CONNECTOR

A MUST for trouble-shooting your Computer boards \$179<sup>5</sup>

**S-100 EXPANDABLE MOTHER BOARD**

- 8 SLOT EXPANDABLE BACKPLANE
  - QUIET—GROUND PLANE DECOUPLES ALL SIGNAL LINES
  - RELIABLE GOLD CONTACT CONNECTORS
- COMPLETE KIT \$66<sup>00</sup> ASSEMBLED \$89<sup>00</sup>

S-100 100 PIN	WIRE WRAP POST	HI-REL GOLD WIRE WRAP SOCKET POST
EDGE CARD CONNECTOR	2 LEVEL 10/78c	
GOLD CONTACTS	4 LEVEL 10/98c	10/\$1.20 100/\$9.90 1000/\$79 <sup>00</sup> LIST PRICE 29c
\$4 <sup>25</sup>	100/\$7.40	

**SUMMER SPECIALS! LOW PROFILE SOLDER TAIL I.C. SOCKETS. OTHER SIZES IN PREVIOUS AD.**

	GOLD INLWD	TIN
24 PIN	5/\$1.09	5/\$0.89
28 PIN	5/\$1.19	5/\$0.99
40 PIN	4/\$1.19	4/\$0.99

PRICES AND AVAILABILITY SUBJECT TO CHANGE WITHOUT NOTICE.

**cybercom BOARDS**

- MB-1** MK-8 Computer RAM (not S-100), 4KX8, uses 2102 type RAMS, PCBD only \$22.00
- MB-3** 1702A EROM Board, 4KX8, S-100 switchable address and wait cycles, kit less PROMS \$58.00
- MB-4** Basic 4KX8 ram, uses 2102 type rams S-100 buss. PC board \$25.95
- MB-6A** Basic 8KX8 ram uses 2102 type rams, S-100 buss. KIT 450 NSEC. \$125. PCBD \$24.95
- MB-7** 16KX8, Static RAM uses  $\mu$ P410 Protection, fully buffered. KIT \$375.00
- MB-8A** 2708 EROM Board, S-100, 8KX8 or 16KX8 kit without PROMS \$75.00
- MB-9** 4KX8 RAM/PROM Board uses 2112 RAMS or 82S129 PROM kit without RAMS or PROMS \$72.00
- 10-2** S-100 8 bit parallel I/O port, 2/3 of boards is for kludging. Kit \$46.00 PCBD \$25.95
- 10-4** Two serial I/O ports with full handshaking 20/60 ma current loop: Two parallel I/O ports. Kit \$130. PCBD \$25.95
- VB-1B** 64 x 16 video board, upper lower case Greek, composite and parallel video with software, S-100. Kit \$125.00 PCBD \$25.95
- Altair Compatible Mother Board, 11 x 11 1/2 x 1/8". Board only \$40.00. With 15 connectors \$94.95  
Extended Board full size. Board only \$ 8.95  
With connector \$12.95
- SP-1** Synthesizer Board S-100  
PCBD \$39.95 KIT \$135.95

82S23	\$1.50	PRIME DEVICES	
82S123	1.50		
82S126	1.95	8080A	\$11.50
82S129	1.95	8212	3.75
82S130	3.00	8214	6.50
82S131	3.00	8216	3.95
MMI6330	1.50	8224	4.00
4N26	.75	8228	6.95
4N27	.75	8251	9.95
4N28	.75	8255	9.95
LM323	2.95	21L14	8.50
		4116 (apple ram)	19.50

**WMC inc. WAMECO INC.**

- MEM-1** 8KX8 fully buffered, S-100, uses 2102 type rams. PCBD \$24.95
- Mother Board** 12 slot, terminated, S-100, board only \$34.95
- CPU-1** 8080A Processor board S-100 with 8 level vector interrupt PCBD \$25.95
- RTC-1** Realtime clock board. Two independent interrupts. Software programmable. PCBD \$23.95
- EPM-1** 1702A 4K Eprom card PCBD \$25.95
- EPM-2** 2708/2716 16K/32K EPROM CARD PCBD \$25.95
- SHORT MOTHER BOARD** Short Version of QM-1A 9 Slots PCBD \$27.95
- 2102AL-2 Prime 250 NSEC \$1.70
- 2102AL-4 Prime 450 NSEC \$1.30
- 2708 Prime (National) \$9.95
- 1702A-6 AMD Prime \$3.50
- 1702A Intel Not Prime (2US) \$2.00
- 2501B 1.50 1488N 1.50
- 2502B 1.50 1489N 1.25
- 2504 1.50 MC4044 2.25
- 2507V 1.50 8038 3.90
- 2510A 1.50 5320 5.95
- 2517V 1.50 5554 1.90
- 2518B 1.50 5555 2.50
- 2519B 1.50 5556 2.50
- 2521 1.50 5055 1.25
- 2522 1.50 5312 4.00
- 2525 1.50 MH0025 1.50
- 2527 1.50 MH0026 1.75
- 2532V 1.50 MH0028 1.90
- 2529 2.75 5262 .50
- 2533V 1.95 2101 3.50

**MIKOS**

419 Portofino Drive  
San Carlos, California 94070  
Please send for IC, Xistor and Computer parts list

INTRODUCTORY OFFER. Good for the month of this issue.

**WAMECO**  
16K STATIC 2114 RAM BOARD

- PCBD \$24.95
- PCBD & MIKOS PARTS ASSORTMENT #7. All parts, including sockets and prime 2114L \$275.95
- Assembled, Test and Burn in by PROKO \$335.95

Kits based on Wamco & Cybercom Boards with Mikos parts assortment.

8080 CPU KIT	\$ 89.95	Assembled	\$135.95
REAL TIME CLOCK KIT	\$ 65.95	Assembled	\$ 99.95
VIDEO KIT	\$ 89.95	Assembled	\$135.95
8K 450 NSEC. (MEM-1) KIT	\$125.00	Assembled	\$145.95
8K 250 NSEC. (MEM-1) KIT	\$155.00	Assembled	\$180.95

LIMITED QUANTITY

8K STATIC RAM. 450 NSEC. BUFFERED ASSEMBLED. TESTED AND BURNED IN. PARTS MAY BE UNMARKED. ALLOW 3 WEEKS \$125.95

VISA or MASTERCARD. Send account number, expiration date & sign your order. Approx. postage will be added. Check or money order with order will be sent post paid in U.S. If you are not a regular customer, please use charge, cashier's check or postal money order, otherwise there will be a two-week delay for checks to clear. Calif. residents add 6% tax. Money back 30 day guarantee. We cannot accept returned IC's that have been soldered to. Prices subject to change without notice. \$10 minimum order. \$1.00 service charge on orders less than \$10.

# Unclassified Ads

FOR SALE: All issues of BYTE magazine. Excellent condition, no cuts. Best offer received after 60 days of publication of this notice. Charles Wolf, 996 Valencia St, San Francisco CA 94110, (415) 647-5705.

WANTED: APL versions of nongraphic terminal games, such as Wumpshunt, Lunar Lander, Dungeons and Dragons, Adventure, Battleship, Nim, Space War, Craps, Slot Machine, Sea Hunt and any others that show users that computers can be friendly, even if they win Star Trek 80 percent of the time! Larry G Leslie, 2626 Angling Rd, Kalamazoo MI 49008.

CHALLENGER IIP user would like to swap software, applications, etc with other IIP owners. If there is enough response, I will put out a monthly newsletter. Let me know your thoughts. Neil Shapiro, 32-20 91 St, Apt 607, Jackson Heights NY 11369.

FOR SALE: TDL Xitan with system monitor board, video display board, 2 processors, 34 K and 250 nsec memory, George Risk keyboard, 12 inch CRT-TV. Software - 12 K BASIC, Macro-assembler, text editor, text processor. All for \$2095 assembled and running. Call Jon A Batcheller, Gainesville FL 32603, (904) 373-7004.

FOR SALE: Altair 8800B computer with 32 K 200 ns static programmable memory, two serial ports, one parallel port, PROM board, ACR cassette interface, floppy disk drive and controller, panel mounted baud rate switches for fast device change, extended BASIC on cassette, disk extended BASIC, and DOS, along with 30 floppy disks, \$5000, Steve Mastrianni, 2952 Main St, Coventry CT 06238. (203) 742-6727 or (203) 664-2401.

FOR SALE: ISC 8001 color graphics terminal with U/L case, background color, large keyboard, 80 characters x 25 lines, 4 K memory; character and line editing, line and plot graphics options. Excellent condition. \$1500 cash. Digitronics (IOMEC) Model 2540 400 cps tape reader. Complete - never used. Includes fan fold bins, 19 inch rack mount. \$350. Commercial Regulated Power Supply  $\pm 15$  V at 12 A and  $\pm 5$  V at 12 A. Well-built, enclosed, fan cooled case 5 x 8 x 15 inches. \$100. Two units available. Corliss A Beck, 2533 Bernice Rd, Suite A2, Lansing IL 60438, (312) 895-3010.

FOR SALE: SwTPC CT-64 CRT terminal with screen read option, assembled and tested, \$600. TI Silent 700 printer model 751, complete with printhead, power supply, modem and maintenance manual. \$200, in excellent condition. SwTPC M6800 computer, mother board, 4 K memory, processor board, serial control interface, parallel interface and complete data on the system (including Motorola's *Applications Manual and Programming Manual*). \$375 assembled. Lear Siegler ADM-3A CRT terminal, assembled and tested, \$815. Tim Tibbott, 714 North Nottawa, Sturgis MI 49091, (616) 651-7245.

## NEW UNCLASSIFIED POLICY

Readers who have equipment, software or other items to buy, sell or swap should send in a clearly typed notice to that effect. To be considered for publication, an advertisement must be clearly noncommercial, typed double spaced on plain white paper, contain 50 words or less, and include complete name and address information.

These notices are free of charge and will be printed one time only on a space available basis. Notices can be accepted from individuals or bona fide computer users clubs only. We can engage in no correspondence on these and your confirmation of placement is appearance in an issue of BYTE.

Please note that it may take three or four months for an ad to appear in the magazine. ■

FOR SALE: Olivetti TE318, ASR33 compatible, very quiet, RS-232, 72 characters per line, half full duplex, only 120 hours of operation. Asking \$650. Prapote Srichareon, 400 Central Park W, Apt 15 H, New York NY 10025, (212) 866-5144.

FOR SALE: Data reference card for RCA CDP-1802. Opcodes, mnemonics in alpha and numeric sequence. Cross reference: binary, octal, hexadecimal, ASCII. \$1.00 plus SASE. R W Moell, 5505 Daywood Ct, Raleigh NJ 27609.

FOR SALE: SwTPC MP-A Microprocessor System Board, Meticulously assembled with gold sockets and all chips. Checked out by SwTPC, nearly new. \$125, Gil Shattuck, 116 Vincennes, Charlottesville VA 22901.

FOR SALE: Altair 8800b microprocessor, 18 slot motherboard with 11 edge connectors, Processor Tech 3P+S and VDM-1, Tarbell IO with RO-CHE cassette controller, keyboard Model EW-100B all assembled with cables and manuals included: \$2000, or best offer. K Mcleanas, 711 E Elizabeth Av, Linden NJ 07036, (201) 994-3100, ext 268 days or (201) 925-3053 nights.

FOR SALE: IBM Selectric corres code terminal. Recent mechanical overhaul, ran beautifully until something went in logic board. I have complete IBM mechanical manual and some electronics info, but no complete logic diagram. \$250 or trade for TVT, DVM, or what have you. James Triplett, POB 815, Leverett MA 01054, (413) 256-6101.

Struggling Artist/Programmer needs hard copy graphics, digital or analog XY plotter. Mitch Chew, 20221 Birch St, Santa Ana Heights CA 92707.

WANTED: Prom programmer for 5204s, Tom Cage, POB 402, Amarillo TX 79105.

FOR SALE: New Polysoftware using A00 or A01 BASIC. Over 50 programs to choose from. Send SASE for complete list to John McCaplin, 2203 RidgeCrest, Richardson TX 75080 or call (214) 235-2594.

FOR SALE: Apple II Computer, 16 K memory, three months old, \$1200 or best offer. Brand New Sharp 13 inch color monitor/TV, \$400 firm. Bob Majanski, 214 Coolidge Av, Hasbrouck Heights NJ 07604, (201) 288-3742.

FOR SALE: HP-65 Programmable Pocket Calculator, A1 condition, in original box with all original manuals, standard pac, blank programming cards, carrying case, battery charger, etc. \$275. Tom Strigel, 3566 Hwy 101, S Wayzata MN 55391, (612) 473-5743.

FOR SALE: TVT-IV terminal with UART board, 300 bps acoustic coupler and TI Silent 700 Keyboard all enclosed in standard briefcase with power supply. Several nice modifications. Uses standard TV to display 32 characters per line and 16 lines per screen. Memory for 2 or 4 pages of screen. Operates at 110 to 1200 bps. Schematics provided. Very portable and in perfect working order. Components cost \$430. Best offer. Wayne Esch, 860 S Zeeb Rd, RR #3, Ann Arbor MI 48103, (313) 994-1366 evenings.

FOR SALE: I have designed a BASIC coding form which works well with 32, 40 or 64 character per line systems such as the Radio Shack TRS-80 and Commodore PET. There are 25 normal use lines plus four additional lines reserved for corrections on each form. I can supply these forms to anyone interested at a cost of \$2 for the first 40, and \$2 for each additional 50 sheets ordered at the same time. I also have TRS-80 programs for sale or trade, please send SASE for list. J DeMita, 53 Fenimore St, Lynbrook NY 11563.

FOR SALE: Selectric terminal. Convert any Selectric typewriter to IO terminal. Assembled SC/MP controller and ps (RS232 ASCII, 110/300 bps, 256 character buffer, EPROM software) in nice case plus all parts to convert your Selectric. \$500/offer (kit is \$600 commercially) TDL text editor on cassette tape (one copy) \$20. John R Cameron, Dept of Biochemistry, Stanford Medical Center, Stanford CA 94305, (415) 327-0341 evenings.

FOR SALE: Floppy disks. Information terminals flexible disks, FD32-1000. Wang flexible disks, FD/IV. \$2 each. Will take back if they don't fit or work. Gabriel F Gargiulo, 160 Elm St, North Haven CT 06473.

FOR SALE: MITS 88-ACR, 88-2SIO TTY, 8800A, 88-4MCS, 88-16MCS. ASR-33 TTY. Two IBM 5440 hard disks. Must sell. High bidder takes any item. Michael Clark, RD #3, Nazareth PA 18064, (215) 759-6873.

FOR SALE: I have 200 rare IBM (1 million cycle, computer type) WIRE relays removed from IBM equipment. 45 V, up to 12 pole (some latching types). Also have plugs. SASE for list. Price \$8 to \$15 each depending on type. Will sell for less in quantities. Also a FLEXOWRITER, with tractor feed with IO ports, \$295 plus packing and freight. Jack Weaver, 16255 SW 82 Av, Miami FL 33157, (305) 238-4837.

FOR SALE: Altair 8800 computer includes processor board, mother board with 8 connectors, souped up power supply good for full 8 A, documentation, etc, \$400. Mini Micro Mart RM Z-80 board includes parallel and serial ports, 1 K monitor PROM cassette tape interface, documentation, \$300. Terry M Lang, 16300 SW Blanton, Aloha OR 97005, (503) 649-9633.

FOR SALE: Apple II computer, single board computer with 36 K memory mounted in plexiglas case with keyboard. A \$1600 value, will sell for \$1000 cashiers check, Robert Meader, 17721 140 NE, Woodinville WA 98072.

FOR SALE: Altair 8800 A, two PT 4 KRA, one 8 K Vector Graphic, 3P & S, PT 2KRO, MITS ACR, all assembled and working. Includes MITS 4, 8, & 12 K BASIC on paper tape and Radio Shack cassette tape recorder. First cashier's check for \$1200 takes it. John Hunt, 1 Kelton Ct #4E, Oakland CA 94611, (415) 652-6408 or (415) 398-0289.

FOR SALE: ASR 33 TTY with autoreader, auto-punch, print blind features and all parts, maintenance, lube manuals and schematics. Very good condition. \$650. A W Walker, 1914 Ridgewood Dr, San Diego CA 92139, (714) 479-9074.

FOR SALE: IMSAI 8080 with 13 slots. Four IMSAI 4 K programmable memory (16 K total), IMSAI MIO board with cables. Merlin video board with MBI read only memory. All boards are assembled and working, all documentation included. \$1300, I pay shipping. Send money order or cashier's check to: Bruce Paige, 11210 Carvel Ln, Houston TX 77072, (713) 933-8385.

FOR SALE: North Star software special. Personal finance and budgeting package, \$15. Memory test, \$10. Discscopy, \$10 - both for \$15. Stock market analysis package, \$10. Correspondence editor, \$5. Mail list, \$5. Special assortment disk, \$10, plus much more. Send blank disk, or \$5.25 for disk. Write for complete list. Herb Schildt, 1007 N Division, Urbana IL 61801.

FOR SALE: Over 500 magazines in my collection must go. BYTE beginning 1976. Popular Electronics beginning 1960. Electronics World, 1963 to 1971. Popular Science beginning 1961. Most in mint condition. Best offer for one or all within six weeks of ad appearance. E B Scott, 309 Duke, Garland TX 75043.

FOR SALE: Pertec 7850-9 9-track tape transports. 800 bytes per inch x 11.25 IPS=9 K bytes per second. NRZI IBM format. 9 by 19 inch rack style. 115 VAC. R/W head, R/W electronics, servo control electronics; computer & manual motion control. Documentation available. \$200 each FOB. Gary Gaugler, 2276 Beaver Valley Rd, Fairborn OH 45324, (513) 878-0288.



VISIBLE  
OR  
INFRA RED

USED FOR CHARACTER  
RECOGNITION FOR  
COMPUTERS WITH  
EXTERNAL CIRCUITS

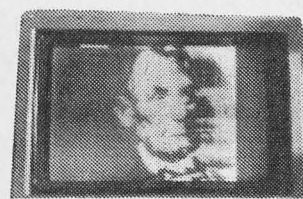

MAY BE USED IN  
A VACUUM,  
UNDER WATER,  
HIGH ALTITUDE

IN MAGNETIC ENVIRONMENT  
BECAUSE THERE IS NO  
HIGH VOLTAGE OR  
MAGNETIC DEFLECTION

## MINATURE SOLID STATE 202 VIDEO CAMERA KIT

FEATURING A... 100 x 100 BIT SELF SCANNING CHARGED COUPLED DEVICE

THIS UNIQUE UPDATED CAMERA KIT  
FEATURES THE FAIRCHILD CCD 202C IMAGE SENSOR



### ADVANTAGES

- IN THE FUTURE WE WILL SUPPLY A COMPUTER VIDEO INTERFACE CARD
- All clock voltages operate at 6V requiring no adjustments
- Higher video output signal
- We supply the power board, so only a 5V 1 Amp power source is needed
- The circuitry has been simplified for easier assembly
- Two level TTL output is supplied for interfacing

### FEATURES

- Sensitive to infra red as well as visible light
- May be used for IR surveillance with an IR light source
- Excellent for standard surveillance work, because of light weight and small size
- All components mounted on parallel 3 3/4" x 6 1/2" single sided boards
- Total weight under 1 lb.

We supply all semiconductors, boards, data sheets, diagrams, resistors and capacitors, and 8MM lens. Sorry we do not supply the case, batteries and 5V supply.

\$349<sup>00</sup> KIT

Add \$75.<sup>00</sup> to assemble and test

Add \$2.00 Postage and Handling

**UNIVERSAL 4Kx8 MEMORY BOARD KIT**  
\$69.95  
32-2102-1 fully buffered, 16 address lines, on board decoding for any 4 of 64 pages, standard 44 pin buss, may be used with F-8 & KIM

**EXPANDABLE F8 CPU BOARD KIT**  
\$99.00  
featuring Fairbug PSU, 1K-of static ram, RS 232 interface, documentation, 64 BYTE regis.rr

**C/MOS (DIODE CLAMPED)**

4001	-18	4019	-37	4049	-35	74C73	-65
4002	-18	4020	-90	4050	-35	74C74	-65
4006	-35	4021	-90	4051	-12	74C83	-115
4007	-18	4022	-90	4055	-125	74C86	-40
4009	-37	4023	-18	4066	-70	74C93	-75
4010	-37	4024	-75	4071	-18	74C151	1.40
4011	-18	4025	-18	4076	-97	74C160	1.05
4012	-18	4027	-37	4518	-100	74C161	1.05
4013	-29	4028	-80	74000	-22	74C174	1.05
4014	-75	4029	-95	74C02	-22	74C175	1.05
4015	-75	4030	-33	74C04	-24	74C193	1.20
4016	-29	4035	-97	74C08	-22	74C901	48
4017	-90	4042	-65	74C10	-27	74C902	48
4018	-90	4046	-135	74C42	-85	74C914	1.70

2708 BK EPROM (450 nS)	\$ 9.75
2522 STATIC SHIFT REG	\$ 6.75
2513 CHARACTER GEN	\$ 6.75
2516 HEX 32 BIT SR	\$ 1.20
1102 1 (450nS)	\$ 0.99
21102 1 (450nS)	\$ 2.45
MM5270 4K X1 DYN	\$ 2.45
MK 4008P	\$ 1.95
2101 1 256 x 4 STATIC	\$ 2.45
2111 1 256 x 4 STATIC	\$ 3.45
2112 1 256 x 4 STATIC	\$ 2.75
2114 4K STATIC RAM (450nS)	\$ 8.90
5280 2 1078 4K DYNAMIC R IM.	\$ 3.40
1745 450nS	\$ 2.95
5204 4K PROM	\$ 4.95
8253 2	\$ 1.95
8251 29	\$ 3.25
AY-5 1013 UART	\$ 5.25
8203C TELETYPE 3 STAGE	\$ 9.50
BINARY 8 BIT A/D CONVERTER	\$13.50
8085A	\$ 9.50
8224	\$ 3.95
8228	\$ 4.95

**CRYSTALS \$3.45 ea.**

4,000 MHz	26 cond. .50/pep foot
6,000 MHz	40 cond. .75/pep foot
6,144 MHz	50 cond. .90/pep foot
8,000 MHz	
10,000 MHz	

**CTS 206-8** eight position dip switch ... \$1.60  
**CTS 206-4** four position dip switch ... \$1.45  
**LIGHT ACTIVATED SCR'S**  
TO:18 200V 1A ... \$ 1.10

**SILICON SOLAR CELLS**  
2 1/2" diameter .4V at 500 mA \$4.00

FND 359 C.C. "A"	5.00	LED READOUTS	
FCS 8024 4 digit	5.00	DL-704 C.A. 3"	\$1.25
C.C. "B" display	\$5.95	DL 747 C.A. 6"	\$1.25
FND 503 C.C. 5"	\$ .85	FND 800 C.C. 8"	\$1.95
FND 510 C.A. 5"	\$ .85	FND 807 C.A. 8"	\$1.95
DL-704 3" C.C.	\$ .85		

**PRINTED CIRCUIT BOARD**  
4 1/2" x 6 1/2" SINGLE SIDED EPOXY BOARD 1 16" thick, unetched \$5.60 ea. 5/\$2.60

**7 WATT LD-65 LASER DIODE IR \$8.95**

2N 3820 P FET	\$ .45
2N 5457 N FET	\$ .45
2N2845 UJT	\$ .45
ER 900 TRIGGER DIODES	4 \$1.00
2N 6028 PROG. UJT	\$ .65

**CHARGED COUPLE DEVICES**

CCD 321 AH2 512 audio analog S.R.	\$95.00
CCD 201C 100x100 Image Sensor	\$95.00
CCD 202C 100x100 Image Sensor	\$145.00

**VERIPAX PC BOARD.** \$4.00  
This board is a 1/16" single sided paper epoxy board, 4 1/2" x 6 1/2" DRILLED and ETCHED which will hold up to 21 single 14 pin IC's or 8,16 or LSI DIP IC's with busses for power supply connector.

**FP 100 PHOTO TRANS.** \$ 5.00  
RED, YELLOW, GREEN or AMBER  
LARGE LED'S 2" \$6/\$1.00  
TIL-118 OPTO-ISOLATOR \$ .75  
MOLEX PINS \$100/\$1.00  
1000/\$8.00

**1 WATT ZENERS.** 3.3 4.7 5.6 9 1 10, 12, 15, 18, or 22V \$6/\$1.00  
**MC6860 MODEM CHIP** \$9.95  
**MCM 6571A** 7 x 9 character gen ... \$10.75

**Silicon Power Rectifiers**

PRV 1A	3A	12A	50A	125A	240A	
100	06	14	30	80	370	5.00
200	07	20	35	115	4.25	6.50
400	09	25	50	140	6.50	9.50
600	11	30	70	180	8.50	12.50
800	15	35	90	230	10.50	16.50
1000	20	45	110	275	12.50	20.00

**SAD 1024a** REDICON 1024 stage analog "Buck Brigade" shift register. \$18.95  
IN 4148 (IN914) 15 \$1.00

**RS232 CONNECTORS** DB 25P male \$2.95  
DB 25S female \$3.50

**REGULATORS**

309K	\$ .95	340K 12.15	
723	\$ .50	or 24V	\$ .95
LM 376	\$ .60	340T 5, 6, 8, 12	
320T 5, 15	\$ .95	15, 18 or 24V	\$ .95
or 24V	\$ .95	78 MG	\$1.35
		79 MG	\$1.35

**TRANSISTOR SPECIALS**

2N6233-NPN SWITCHING POWER	\$ 1.95
MRF-8004 a CB RF Transistor NPN	\$ 1.50
2N3772 NPN Si TO 3	\$ 1.00
2N1546 PNP GE TO 3	\$ .75
2N4905 PNP Si TO 3	\$ 1.00
2N6056 NPN Si TO 3 Darlington	\$ 1.70
2N5086 PNP Si TO 92	4 \$ 1.00
2N3137 NPN Si RF	\$ .85
2N3904 NPN Si TO 92	\$ 1.50
2N1470 NPN Si TO 5	3/\$ 1.00
2N3167 NPN Si TO 66	\$ .70
2N2222 NPN Si TO 18	5 \$ 1.00
2N3055 NPN Si TO 3	\$ .50
2N3904 NPN Si TO 92	6/\$ 1.00
2N3906 PNP Si TO 92	6/\$ 1.00
2N5296 NPN Si TO 220	\$ .50
2N6109 NPN Si TO 220	\$ .55
2N3638 PNP Si TO 5	5 \$ 1.00
MPSA 13 NPN Si	4/\$ 1.00

**TTL IC SERIES**

7400	-13	7446	-68	74151	-61
7401	-13	7447	-58	74153	-61
7402	-13	7448	-68	74154	-94
7403	-13	7450	-15	74155	-58
7404	-15	7472	-25	74157	-55
7405	-13	7473	-28	74161	-55
7406	-16	7474	-28	74163	-55
7407	-20	7475	-45	74164	-85
7408	-18	7476	-30	74165	-95
7409	-18	7480	-31	74170	-168
7410	-13	7483	-65	74173	-120
7411	-18	7485	-87	74174	-95
7412	-13	7486	-28	74175	-85
7413	-36	7489	-125	74176	-75
7414	-60	7490	-42	74177	-75
7416	-22	7491	-58	74180	-65
7417	-25	7492	-43	74181	-190
7420	-13	7493	-43	74190	-100
7425	-25	7494	-67	74191	-100
7426	-22	7495	-65	74192	-79
7427	-19	7496	-65	74193	-79
7430	-13	74107	-28	74194	-80
7432	-22	74121	-29	7525	-150
7437	-21	74122	-38	74196	-86
7438	-21	74123	-45	74279	-55
7440	-13	74125	-40	74387	-50
7441	-70	74126	-40	75491	-50
7442	-37	74150	-94	75492	-50

**DATA CASSETTES 1/2 HR \$ .95**  
27 44 Pin Shifter, Last 156" Conn \$1.95

**NO. 30 WIRE WRAP WIRE SINGLE STRAND 100' \$1.40**

**ALCO MINATURE TOGGLE SWITCHES**

MTA 106 SPDT	\$ .95
MTA 206 DPDT	\$ 1.70
MTA 206 P.DPDT CENTER OFF	\$ 1.85
MSD 206 P.DPDT CENTER OFF LEVER SWITCH	\$ 1.85

**Full Wave Bridges**

PRV	2A	6A	25A
100			1.30
200	.75	1.25	2.00
400	.95	1.50	3.00
600	1.20	1.75	4.00

**DIP SOCKETS**

8 PIN .17 24 PIN .35	
14 PIN .20 28 PIN .40	
16 PIN .22 40 PIN .60	
18 PIN .25	

**SANKEN AUDIO POWER AMPS**

Si 1010 G 10 WATTS	\$ 7.80
Si 1020 G 20 WATTS	\$15.70
Si 1050 G 50 WATTS	\$28.50

**TANTULUM CAPACITORS**

22UF 35V 5 S 1 00	6.8UF 35V 4 S 1 00
10UF 35V 5 S 1 00	10UF 10V \$ .25
2.2 UF 20V5 1 S 03	22UF 25V \$ .40
3.3UF 20V 4 S 1 00	15UF 35V 3 S 1 00
4.7UF 15V 5 S 1 00	30UF 6V 5 S 1 00
	47UF 20V \$ .35
	68 UF 15V \$ .50
	100 UF 10V \$ .40

**74LS SERIES**

74LS00	19	74LS132	70
74LS01	19	74LS138	70
74LS02	19	74LS139	70
74LS03	19	74LS155	62
74LS04	21	74LS156	62
74LS05	21	74LS157	62
74LS08	21	74LS158	62
74LS09	21	74LS159	62
74LS10	20	74LS160	79
74LS11	20	74LS161	79
74LS12	20	74LS162	79
74LS13	20	74LS163	79
74LS14	20	74LS164	79
74LS15	21	74LS165	79
74LS16	21	74LS166	79
74LS17	21	74LS167	79
74LS18	21	74LS168	79
74LS19	21	74LS169	79
74LS20	21	74LS170	140
74LS21	21	74LS171	140
74LS22	21	74LS172	140
74LS23	21	74LS173	140
74LS24	21	74LS174	140
74LS25	21	74LS175	140
74LS26	21	74LS176	140
74LS27	21	74LS177	140
74LS28	21	74LS178	140
74LS29	21	74LS179	140
74LS30	21	74LS180	140
74LS31	21	74LS181	200
74LS32	21	74LS182	200
74LS33	21	74LS183	200
74LS34	21	74LS184	200
74LS35	21	74LS185	200
74LS36	21	74LS186	200
74LS37	21	74LS187	200
74LS38	21	74LS188	200
74LS39	21	74LS189	200
74LS40	21	74LS190	200
74LS41	21	74LS191	200
74LS42	21	74LS192	200
74LS43	21	74LS193	200
74LS44	21	74LS194	200
74LS45	21	74LS195	200
74LS46	21	74LS196	200
74LS47	21	74LS197	200
74LS48	21	74LS198	200
74LS49	21	74LS199	200
74LS50	21	74LS200	200
74LS51	25	74LS201	75
74LS52	25	74LS202	75
74LS53	25	74LS203	75
74LS54	25	74LS204	75
74LS55	25	74LS205	75
74LS56	25	74LS206	75
74LS57	25	74LS207	75
74LS58	25	74LS208	75
74LS59	25	74LS209	75
74LS60	25	74LS210	75
74LS61	25	74LS211	75
74LS62	25	74LS212	75
74LS63	25	74LS213	75
74LS64	25	74LS214	75
74LS65	25	74LS215	75
74LS66	25	74LS216	75
74LS67	25	74LS217	75
74LS68	25	74LS218	75
74LS69	25	74LS219	75
74LS70	25	74LS220	75
74LS71	25	74LS221	75
74LS72	25	74LS222	75
74LS73	25	74LS223	75
74LS74	25	74LS224	75
74LS75	25	74LS225	75
74LS76	25	74LS226	75
74LS77	25	74LS227	75
74LS78	25	74LS228	75
74LS79	25	74LS229	75
74LS80	25	74LS230	75
74LS81	25	74LS231	75
74LS82	25	74LS232	75
74LS83	25	74LS233</	

## Reader Service

To get further information on the products advertised in BYTE, fill out the reader service card with your name and address. Then circle the appropriate numbers for the advertisers you select from the list. Add a 15 cent stamp to the card, then drop it in the mail. Not only do you gain information, but our advertisers are encouraged to use the marketplace provided by BYTE. This helps us bring you a bigger BYTE.

Inquiry No.	Page No.	Inquiry No.	Page No.	Inquiry No.	Page No.
1	AAA Chicago Computer Center 146	142	Functional Automation 136	302	Personal Software 90
4	Administrative Systems 125	150	Godbout Electronics 61, 81	276	Personal Systems Consulting 30
7	Advanced Interactive Systems 176	149	GRT 134, 135	303	Poly Paks 203
6	AJA Software 150	151	H & K Computer Corp 163	304	Priority I 201
10	Anderson Jacobson 31	153	Hamilton Logic Systems 169	305	Processor Technology 8, 9, 123
11	Apparat Inc 176	155	DC Hayes 152	277	Program Design Inc 138
14	Apple Computer 14	170	Hobby World 179	306	PRS 43
15	Apple Computer 15	175	IMSAI 6, 11	307	Quest Electronics 188
16	Atlas Electronics 128	176	Info 2000 97	*	Radio Shack 73
17	ATV Research 169	177	Information Terminals 99	322	RCA 45
25	Atwood Enterprises 199	180	Integrated Circuits Unlimited 193	*	Real World Simulation 176
26	AVR Electronics 197	178	Integrated Technology 175	308	Rondure Co 199
27	Basic Computer Shop 176	183	International Data Sciences 145	311	S-100 147
28	Bazzy Electronics 176	190	Ithaca Audio 183	*	Scelbi CIII
30	Beckian Enterprises 192	195	Jade Company 181	*	Scientific Research 35, 37
33	Beta Business 197	200	Jameco 194, 195	309	S & D Computer Technology 176
35	BITS 95	201	Lifeboat Associates 119, 150	313	Seattle Computer Products 62
36	BITS 109	207	LMN Electronics 205	316	Michael Shrayner Software 113
37	BITS 111	215	Logical Services 133	312	Shugart CIV
38	BITS 196	216	Manchester Equipment 67	317	Signetics 23
31	Biz Comp '78 144	217	The Math Box 197	318	SPI 105
32	Buss 88	218	Maxi-Switch 59	319	Small Systems Services 136
*	BYTE Books 77-80	208	Micro Madness 197	320	Smoke Signal Broadcasting 137, 139, 141, 143, 145, 147, 151, 155
*	BYTE Wats Line 175	219	Micro Mail 124	330	Software Records 152
39	California Digital 185	231	Micromation 66	335	Solid State Music 69
40	Cañada Systems 139	235	Micropolis 120	340	Solid State Sales 207
45	Central Data 51	236	Micropolis 121	343	Soroc 29
46	Computalker 49	237	Mikos 205	350	Southwest Technical Products CII
47	Computer Age 176	255	Morrow/Thinker Toys 25	351	Structured Systems Group 13
65	Computer Corner 169	260	Mountain Hardware 54	352	Summagraphics 122
70	Computer Enterprises 127	265	mpi 161	353	Sybox 39
71	Computer Factory 151	268	Mullen Computer Boards 140	355	Synchro Sound 56, 57
72	Computer Hardware Store 169	275	National Multiplex 83	356	Synertek Systems 93
75	Computerland 5	280	Netronics 129	357	Tano 132
77	Computer Pantry 169	281	New England Electronics 142	360	Tarbell Electronics 47
78	Computer Resources 137	283	New England Recruiters 176	363	Tasa 16, 17
79	Contemporary Marketing 55	285	North Star 7, 27	370	Technical Systems Consultants 85
80	Cromemco 1, 2	286	Northwest Microcomputer Sys 71	372	Technico 87
91	Digital Pathways 143	290	Ohio Scientific Instrument 18-21	373	Telesis Laboratory 197
95	Digital Research (CA) 91	287	OK Machine & Tool 131	374	TIS 197
100	Digital Research (TX) 187	291	Oliver Advanced Engineering 165, 197	377	Tora System Limited 197
103	Digital Research & Eng 165	289	On-Line 163	376	TransNet 92
105	Disc 3 169	293	Osborne & Associates 107	378	Utec Corp 131
110	Dynabyte 89	*	Owens 141	386	US Robotics 169
115	Electrolabs 180	294	Pacific Digital 158	389	Vector Electronics 103
120	Electronic Control Technology 140	296	Pacific Office Systems 180	387	Wameco 183
125	Electronic Systems 189	297	Page Digital 188	143	Whales 63
130	Electronics Warehouse 191	298	PAIA Electronics 158	395	Worldwide Electronics 169
131	Emerge Systems 197	292	PanaVise 126	400	Xitex 146
132	EMM/CMP 130	288	PCE Electronics 169	401	Zeta Systems Canada Ltd 176
133	Essex Publishing 144	301	Per Com Data 32		
140	Forethought Products 119	267	Per & Small Business Cmpt Show 101		

\*Correspond directly with company.

## BOMB— BYTE's Ongoing Monitor Box

Article No.	ARTICLE	PAGE	Ear Ear for the June Bomb
1	Posdamer: The Mathematics of Computer Graphics	22	
2	Kellerman: APL and Graphics	40	
3	Chung-Yuen: A "Tiny" Pascal Compiler	58	
4	Hearn: Some Words About Program Structure	68	
5	Williams: Antique Mechanical Computers: Part 3	82	
6	Ciarcia: Let Your Fingers Do the Talking: Part 2	94	
7	Bondy: S2L: An Altair (S-100) to LSI-11 Bus Adapter	102	
8	Boney: Math in the Real World	114	
9	Hungerford: Graphic Manipulations Using Matrices	156	
10	Kheriaty: WADUZITDO: How To Write a Language	166	


Two "ear" oriented articles were at the top of the June 1978 BOMB results. First prize of \$100 goes to Steve Ciarcia for his article "Talk to Me: Add a Voice to Your Computer for \$35," page 142. The \$50 second prize goes to Bill Georgiou for "Give an Ear to Your Computer," page 56. The two articles placed 1.6 and 1.3 standard deviations above the mean, respectively. ■



# Scelbi supports The Pet\*

WITH AN

## Introductory mail offer\*\*



# you can't refuse!

We assume that "PET" is a trademark of Commodore.

\*\* Mail Orders only. Regular price, including store price is \$9.95.

Introducing famous Scelbi games, now on quality tape...ready to run on your own Commodore Pet...



# SCELBITAPE™


NOW THROUGH DEC. 31, 1978 **795¢**

Regularly \$9.95 the cassette

Now SCELBI Software on tape, exclusively created for the Commodore PET Series 2001 Personal Computer. Just pop in the cassette and begin pitting your mind against your PET. There are three exciting games on this first tape, plus a perpetual calendar that hasn't missed a day yet! Best of all,

if you act right now, you can save \$2.00 off the regular price! That's right. Now through December 31, 1978, you pay only 795¢, instead of the regular price of \$9.95! So hurry. At this price, you can't afford not to have SCELBITAPE! Start playing. Start saving. Now.

### HERE'S WHAT YOU GET ON SCELBITAPE-1...



#### 1 AUTO BOX

It's you against your PET in a fast moving game of back-'em-to-the-wall, box-'em-in action. Move up. Down. Across. Box-in your PET before it boxes you in. Don't bump. You'll lose. You can beat the PET, but you've got to work at it. Thousands of possibilities. Millions of moves. Hours and hours of fun, excitement and computer challenge.

**2 SPACE CAPTURE.** It's YOU vs. the PET in an attempt to shoot down an alien spaceship roaming the galaxy. Your "search and destroy" strategy is pitted against the "alien" PET's unlimited patterns of random moves. Like a chess game in outer space. Each intergalactic voyage is another new, different challenging adventure with infinite possibilities.

**3 HANGMAN.** Anyone who was ever a kid has played "Hangman". Here's an updated version that programs your PET to select words from an expandable list. Try to guess the word in 8 guesses before your PET "hangs" you. Think it's easy? Don't bet on it!

**4 PERPETUAL CALENDAR.** Never misses a day. Want to know when your birthday comes out in the year 3567? Ask the PET. Pick any date. Any year. Any century. Bet your friends that you can guess what day of the week their birthday will fall upon in any year they choose. You (and your PET) can't be wrong!

**ORDER YOUR SCELBITAPE TODAY! HURRY! SAVE \$2.00 NOW!**


**SCELBI COMPUTER CONSULTING INC.**

Post Office Box 133 PP STN Department B Milford, CT 06460

Prices shown for North American customers. Master Charge, VISA, Postal and Bank Money Orders preferred. Personal checks delay shipping up to 4 weeks. Pricing, specifications, availability subject to change without notice. **IMPORTANT!** Include 75¢ postage/handling for each SCELBITAPE delivered by U.S. Mail; or \$2 for each tape shipped via UPS.



# If it isn't Shugart, it isn't minifloppy.™



Shugart invented the minifloppy in 1976. Today there are more than 100,000 of the little drives in use. That's because users want the affordable random access data storage of the minifloppy.

Shugart packs years of proven floppy drive technology into this tiny package. Up to 110 kbytes of data storage. Fast random access of about one-half second. And high speed data transfer of 125 kbits per second. Plus sensible, maintenance-free features like write protect to prevent accidental data loss, an activity light to indicate when the drive is selected by your computer and a door interlock to protect your media from damage.

Our proprietary read/write head provides maximum data interchange margins, and it is

positioned precisely on the selected track by a patented spiral cam actuator. The DC drive motor with integral tachometer assures accurate diskette rotation and low heat dissipation. A die cast aluminum base plate provides a solid foundation for the drive.

At Shugart, technology leadership is more than a slogan, it's a commitment. Get reliability and value when you invest your money for floppy disk storage. Ask for the standard of the industry, minifloppy. If it isn't Shugart, it isn't minifloppy.

 **Shugart Associates**

435 Oakmead Parkway, Sunnyvale, California 94086

**For a list of manufacturers featuring Shugart's minifloppy in their systems, circle reader response number.**  
™ minifloppy is registered trademark of Shugart Associates

Circle 312 on inquiry card.